CIVIL SYMBOLS

NEW	EXISTING	DESCRIPTION
		PROJECT LIMIT BOUNDARY
		BUILDING
		ASPHALT CONC. PVMT.
		CONC. PVMT.
		CENTERLINE OF TOW WAY
35	35	CONTOUR LINES
		DAYLIGHT LINE OF SLOPE
25.2	25.2	SPOT ELEVATION
		SWALE OR DITCH
SS	SS	SANITARY SEWER LINE
W	W	WATER LINE
FW	FW	FIRE WATER LINE
SD	SD	STORM DRAIN LINE
IW	IW	INDUSTRIAL WASTE LINE
T	T	TELECOM LINE
E	E	ELECTRICAL LINE
G	G	GAS LINE
LG	LG	LOW PRESSURE GAS LINE
		LUMINAIRE
		VALVE
		GATE VALVE WITH INDICATOR POST
CO	CO	CLEANOUT
MH	MH	MANHOLE
CB		INLET OR CATCH BASIN
HYD		FIRE HYDRANT
S		STREET SIGN
		CHAIN LINK FENCE
		DRAINAGE FLOW
B-#		BORING LOCATION
VLT		VAULT
C-1		SOIL TEST HOLE
		SURVEY MONUMENT
5 / C 3.0 / C 5.0		DETAIL IDENTIFICATION NUMBER. USE NUMBERS FOR DETAILS AND LETTERS FOR SECTIONS & ELEVATIONS.
		REFERENCE NUMBER OF SHEET ON WHICH DETAIL IS DRAWN.
		REFERENCE NUMBER OF SHEET ON WHICH SECTION OR DETAIL IS TAKEN

GENERAL NOTES

1. THE EXISTING TOPOGRAPHY PRESENTED HEREIN IS BASED ON A FIELD SURVEY AND THE BEST AVAILABLE RECORDS. HOWEVER, IT IS THE RESPONSIBILITY OF THE CONTRACTOR TO VERIFY ALL EXISTING CONDITIONS.

2. THE CONTRACTOR SHALL FIELD VERIFY ALL EXISTING CONDITIONS PRIOR TO STARTING WORK.

3. DO NOT SCALE DRAWINGS. WRITTEN DIMENSION ON THE DRAWINGS SHALL TAKE PRECEDENCE.

4. THE CONTRACTOR SHALL MAINTAIN THE JOBSITE NEAT AND IN A SAFE CONDITION AT ALL TIME THROUGHOUT THE CONSTRUCTION PERIOD. THE CONTRACTOR SHALL BE RESPONSIBLE FOR ALL MEANS, METHODS, TECHNIQUES, SEQUENCES, PROCEDURES, AND COORDINATION OF WORK.

ABBREVIATIONS

AD = AREA DRAIN
ADS = AREA DRAIN BY ADS
CONC. = CONCRETE
CAL. = CALCULATED
CB = CATCH BASIN
CI = CURB INLET
C.L.F. = CHAIN LINK FENCE
℄ = CENTERLINE
CLR. = CLEAR
C.M. = CONCRETE MONUMENT
C.M.P. = CORRUGATED METAL PIPE
CO = CLEANOUT
COVD = COVERED
CTW = COOLING TOWER WATER
DW = DEMINERALIZED WATER
E = ELECTRICAL
EX. or EXIST. = EXISTING
EL or ELEV = ELEVATION
FD = FOUND
FIN. FL. or F.F. = FINISHED FLOOR
FH = FIRE HYDRANT
G = GAS
HPG = HIGH PRESSURE NATURAL GAS
INV. = INVERT
I.P. = IRON PIPE
LG = LOW PRESSURE GAS
L.F. = LINEAR FEET
LP = LIGHT POLE
L.P. = LOW POINT
LT. = LEFT
(M) = MEASURED
M = METER
MH = MANHOLE
N/D = NAIL AND DISK
NAT. GAS = LOW PRESSURE NATURAL GAS
OH = OVERHEAD POWER LINE
O.G. = ON GRADE
P.P. = POWER POLE
PROP. = PROPOSED
PC = POINT OF CURVATURE
P.C.P. = PERMANENT CONTROL POINT
P.I. = POINT OF INTERSECTION
P.I.V. = POST INDICATOR VALVE
P.O.V. = PRIVATELY OWNED VEHICLES
P.R.M. = PERMANENT REFERENCE MONUMENT
PP = POWER POLE
PT = POINT OF TANGENCY
PVC = POLYVINYL CHLORIDE PIPE
PVMT. = PAVEMENT
R = RADIUS
R.P. = RADIUS POINT
R.C.P. = REINFORCED CONCRETE PIPE
R/W = RIGHT OF WAY
SDMH = STORM DRAIN MANHOLE
SSMH = SANITARY SEWER MANHOLE
SB. = SETBACK
ST. LIGHT = STREET LIGHT
STRC. = STRUCTURE
SS = SANITARY SEWER
SHT. = SHEET
TYP. = TYPICAL
TC = TOP OF CURB
U.N.O. = UNLESS NOTED OTHERWISE
WM = WATER METER
WV = WATER VALVE
W = WATER
△ = DELTA ANGLE

CONSTRUCTION NOTES

1. THE UNDERGROUND PIPES, CABLES OR DUCTLINES KNOWN TO EXIST BY THE DESIGN ENGINEER FROM HIS/HER SEARCH OF RECORDS ARE INDICATED ON THE PLANS. THE CONTRACTOR SHALL VERIFY THE LOCATION AND DEPTHS OF THE FACILITIES AND EXERCISE PROPER CARE IN EXCAVATING THE AREA. WHEREVER CONNECTIONS OF NEW UTILITIES TO EXISTING UTILITIES ARE SHOWN ON THE PLANS, CONTRACTOR SHALL EXPOSE THE EXISTING LINES AT THE PROPOSED CONNECTIONS TO VERIFY THEIR LOCATIONS AND DEPTHS PRIOR TO EXCAVATION FOR THE NEW LINE.

2. THE EXISTING UTILITIES HAVE BEEN SHOWN ON THESE PLANS INSOFAR AS IT IS POSSIBLE TO DO SO. THEIR LOCATIONS AS SHOWN ARE APPROXIMATE ONLY AND THE CONTRACTOR SHALL MAKE AN INDEPENDENT CHECK ON THE GROUND AND VARIOUS UTILITIES COMPANIES AND GOVERNMENTAL AGENCIES TO ASCERTAIN THEIR EXACT LOCATIONS.

3. THE CONTRACTOR SHALL PROTECT ALL EXISTING UTILITIES WHETHER SHOWN ON THE PLANS OR NOT. BEFORE DISRUPTING SERVICE OF ANY UTILITY, THE CONTRACTOR SHALL CONTACT THE CONTRACTING OFFICER AND THE RESPONSIBLE UTILITY COMPANY. DAMAGE TO EXISTING UTILITIES AS A RESULT OF CONSTRUCTION ACTIVITIES SHALL BE REPAIRED BY THE CONTRACTOR AT NO ADDITIONAL COST TO THE AFFECTED PARTY.

4. UNLESS RELOCATION IS CALLED FOR ON THE PLANS, EXISTING UTILITIES SHALL REMAIN IN-SERVICE AND IN PLACE. IF RELOCATION OF EXISTING UTILITIES IS REQUIRED FOR THE CONTRACTOR'S CONVENIENCE, INTERRUPTION OF SERVICE SHALL BE KEPT AT A MINIMUM AND SHALL BE DONE AT THE CONTRACTOR'S EXPENSE, AND ONLY WITH THE APPROVAL OF THE CONTRACTING OFFICER. PRIOR TO RELOCATING EXISTING UTILITIES, THE CONTRACTOR SHALL COORDINATE THE WORK WITH THE CONTRACTING OFFICER IN ORDER TO MINIMIZE DISRUPTION.

5. THE CONTRACTOR SHALL OBSERVE AND COMPLY WITH ALL FEDERAL AND LOCAL LAWS REQUIRED FOR THE PROTECTION OF PUBLIC HEALTH, SAFETY AND ENVIRONMENTAL QUALITY.

6. THE CONTRACTOR SHALL PROVIDE INSTALL AND MAINTAIN ALL NECESSARY SIGNS, BARRICADES AND OTHER PROTECTIVE FACILITIES AND SHALL TAKE ALL NECESSARY PRECAUTIONS FOR THE PROTECTION, CONVENIENCE AND SAFETY OF THE PUBLIC.

7. THE CONTRACTOR SHALL KEEP THE PROJECT AND ITS SURROUNDING AREAS FREE FROM DUST NUISANCE.

8. IF THERE ARE ANY FUEL SPILLAGE, EXISTING LEAKS, ETC. FOUND DURING CONSTRUCTION, IMMEDIATELY REPORT THE FOREGOING TO THE CONTRACTING OFFICER.

9. ALL EXISTING IMPROVEMENTS THAT ARE DISTURBED AND NOT PLANNED TO BE DEMOLISHED SHALL BE REPLACED OR RESTORED TO THEIR ORIGINAL OR BETTER CONDITION AT THE CONTRACTOR'S EXPENSE.

DEMOLITION NOTES

1. DO NOT BEGIN DEMOLITION UNTIL AUTHORIZATION IS RECEIVED FROM THE CONTRACTING OFFICER.

2. THE CONTRACTOR SHALL LOCATE UNDERGROUND UTILITIES THROUGH THE USE OF QUALIFIED UNDERGROUND UTILITY LOCATION SERVICES, PAID BY THE CONTRACTOR PRIOR TO ANY EXCAVATION.

3. ALL EXISTING UTILITIES REMAINING FOLLOWING PROJECT COMPLETION SHALL BE IDENTIFIED ON THE AS-BUILT DRAWINGS.

4. THE CONTRACTOR SHALL PERFORM TESTING OF HAZARDOUS MATERIALS AND REPORT TO THE CONTRACTING OFFICER.

5. THE WORK INCLUDES DEMOLITION, SALVAGE OF IDENTIFIED ITEMS AND MATERIALS, AND MATERIALS, AND REMOVAL OF RESULTING RUBBISH AND DEBRIS.

6. RUBBISH AND DEBRIS SHALL BE REMOVED FROM GOVERNMENT PROPERTY DAILY, UNLESS OTHERWISE DIRECTED.

7. MATERIALS THAT CANNOT BE REMOVED DAILY SHALL BE STORED IN AREAS SPECIFIED BY THE CONTRACTING OFFICER.

8. IN THE INTEREST OF OCCUPATIONAL SAFETY AND HEALTH, THE WORK SHALL BE PERFORMED IN ACCORDANCE WITH SECTION 23, DEMOLITION, AND OTHER APPLICABLE SECTIONS.

9. COMPLY WITH FEDERAL, STATE, AND LOCAL HAULING AND DISPOSAL REGULATIONS.

10. PREVENT THE SPREAD OF DUST AND DEBRIS AND AVOID THE CREATION OF A NUISANCE OR HAZARD IN THE SURROUNDING AREA.

11. THE CONTRACTOR SHALL TAKE NECESSARY PRECAUTIONS TO AVOID DAMAGE TO EXISTING ITEMS TO REMAIN IN PLACE, TO BE REUSED, OR TO REMAIN THE PROPERTY OF THE GOVERNMENT; ANY DAMAGED ITEMS SHALL BE REPAIRED OR REPLACED AS APPROVED BY THE CONTRACTING OFFICER.

12. WHERE REMOVAL OF EXISTING UTILITIES AND PAVEMENT IS SPECIFIED OR INDICATED, PROVIDE APPROVED BARRICADES, TEMPORARY COVERING OF EXPOSED AREAS, AND TEMPORARY SERVICES OR CONNECTIONS FOR ELECTRICAL AND MECHANICAL UTILITIES.

13. THE CONTRACTOR SHALL ENSURE THAT NO ELEMENTS DETERMINED TO BE UNSTABLE ARE LEFT UNSUPPORTED AND SHALL BE RESPONSIBLE FOR PLACING AND SECURING BRACING, SHORING, OR LATERAL SUPPORTS AS MAY BE REQUIRED AS A RESULT OF ANY CUTTING, REMOVAL, OR DEMOLITION WORK PERFORMED.

14. DURING THE DEMOLITION WORK THE CONTRACTOR SHALL CONTINUOUSLY EVALUATE THE CONDITION OF THE STRUCTURE BEING DEMOLISHED AND TAKE IMMEDIATE ACTION TO PROTECT ALL PERSONNEL WORKING IN AND AROUND THE DEMOLITION SITE.

15. USE OF EXPLOSIVES WILL NOT BE PERMITTED.

16. REMOVE UTILITIES AND TERMINATE UTILITIES AT JUNCTION WITH ACTIVE MAIN AS SHOWN ON PLAN IN A MANNER CONFORMING TO THE NATIONALLY RECOGNIZED CODE COVERING THE SPECIFIC UTILITY AND APPROVED BY THE CONTRACTING OFFICER.

17. WHEN UTILITY LINES ARE ENCOUNTERED THAT ARE NOT INDICATED ON THE DRAWINGS. THE CONTRACTING OFFICER SHALL BE NOTIFIED PRIOR TO FURTHER WORK IN THAT AREA.

18. REMOVE METERS AND RELATED EQUIPMENT AND DELIVER TO A LOCATION IN ACCORDANCE WITH INSTRUCTIONS OF THE CONTRACTING OFFICER.

19. REMOVE CONCRETE SLABS, INCLUDING AGGREGATE BASE, TO EXISTING ADJACENT GRADE.

20. PROVIDE NEAT SAWCUTS AT LIMITS OF PAVEMENT REMOVAL AS INDICATED.

21. EXCEPT WHERE SPECIFIED IN OTHER SECTIONS, ALL MATERIALS AND EQUIPMENT REMOVED, AND NOT REUSED, SHALL BECOME THE PROPERTY OF THE CONTRACTOR AND SHALL BE REMOVED FROM GOVERNMENT PROPERTY.

22. REMOVE ABANDONED UTILITIES AS REQUIRED TO AVOID CONFLICT WITH NEW CONSTRUCTION. OTHERWISE, ABANDON IN PLACE.

23. GRIND ALL ASPHALT PAVEMENT THAT ARE REMOVED TO REUSE AS SUB-BASE MATERIAL.

24. PROTECTION OF EXISTING TREES TO REMAIN: CONTRACTOR SHALL TAG TREES TO BE SAVED WITH PLASTIC OR VINYL TAPE TIED TO THE TREE CALIPER. CONTRACTOR SHALL PROTECT EXISTING TREES BY FENCING PLANTING AREAS TO REMAIN FROM COMPACTION AND ANY OTHER DAMAGE WITH BARRIER OF METAL POLES A MAXIMUM 8 FEET ON CENTER WITH PLASTIC NETTING TO A MINIMUM OF 10 FEET RADIUS FROM OUTSIDE OF THE TREES' TRUNK. LOCATE BARRIER FENCING AT THE DRIP LINE OF THE TREE. THE CONTRACTOR SHALL NOT ALLOW DEBRIS FROM TREE OR STUMP REMOVAL OPERATIONS TO FALL ON OR OTHERWISE DAMAGE PLANTS THAT ARE NOT SCHEDULED FOR REMOVAL. PLASTIC TAPE AND BARRIER FENCING SHALL NOT BE REMOVED UNTIL PLANTING OPERATIONS ARE READY TO BEGIN.

25. SHOULD ANY UTILITY APPURTANANCE BE AFFECTED BY CONSTRUCTION, THEY SHOULD BE MARKED OUT BY PWC BEFORE START OF CONSTRUCTION. EXISTING APPURTANANCE SHOULD NOT BE SEALED OR OTHERWISE BURIED. ADJUST COVERS TO PROPOSED GRADE.

26. CONTACT PWCSD UTILITIES MARK OUT (566.7960) BEFORE DIGGING. NOTIFY PWC NO LESS THAN 21 DAYS BEFORE ANY OUTAGE.

RECORD DRAWINGS INFORMATION PROVIDED BY GENERAL CONTRACTOR. PROFESSIONAL STAMP AND SINGATURE ON DRAWING DOES NOT ATTEST TO THE ACCURACY OF THIS INFORMATION, ONLY THAT INFORMATION WAS TRANSFERRED TO ELECTRONIC FILE WITH REASONABLE CARE.

THE CONTRACTOR SHALL BE RESPONSIBLE FOR COORDINATING THE WORK AMONG THE VARIOUS TRADES AS NECESSARY TO AVOID CONFLICTS AND TO INSURE THE INSTALLATION OF ALL WORK WITHIN THE AVAILABLE SPACE.

AS-BUILT CONDITIONS SHOWN	DESCRIPTION	DATE	APPR
		7-8-08	RDM

R. A. Burch Construction Co., Inc.
P.O. Box 1590
Ramona, CA 92065

WILDMAN & MORRIS
ARCHITECTS - ENGINEERS
201 MISSION ST. SUITE 540
SAN FRANCISCO, CA 94105

REGISTERED PROFESSIONAL ENGINEER ROBERT G. MILLER 7/1/08 STATE OF CALIFORNIA
EXP. 3-31-09
SEAL

SUBMITTED BY
ACTIVITY - SATISFACTORY TO
DATE
APPROVED
FOR EFD FOR COMMANDER NAVFAC
DATE

A/E	EFD
	DESIGN
	DRAWN
	REVIEW
	QC
	CHIEF ARCH/ ENGR.
PROJECT MANAGER	
FIRE PROTECTION	
BRANCH MANAGER	
DESIGN DIRECTOR	

NAVAL FACILITIES ENGINEERING COMMAND
CALIFORNIA
CORONADO, CALIFORNIA
NAVFAC SOUTHWEST
DEPARTMENT OF THE NAVY
SAN DIEGO
NAS NORTH ISLAND

P759 BASE MAIN GATE AND ENTRANCE
NAVAL AIR STATION, NORTH ISLAND

GENERAL NOTES AND SYMBOLS

CODE ID.NO.80091 SIZE D
SCALE:
EFD NO.
STA./PROJ. NO.
SPEC. NO. 11028065-002
CONSTR. CONTR. NO. N68711-02-D-8065-002
NAVFAC DRAWING NO. 8225678
SHEET OF
C-001
DRAWFORM REVISION SEPT 2001

REVDATE: 05/05/06

© 2005 WILDMAN & MORRIS INCORPORATED
PRINT DATE : $DATE$
FILE NAME : $FILE$

IF SHEET IS LESS THAN 560 X 865 REDUCED PRINT - USE GRAPHIC SCALES

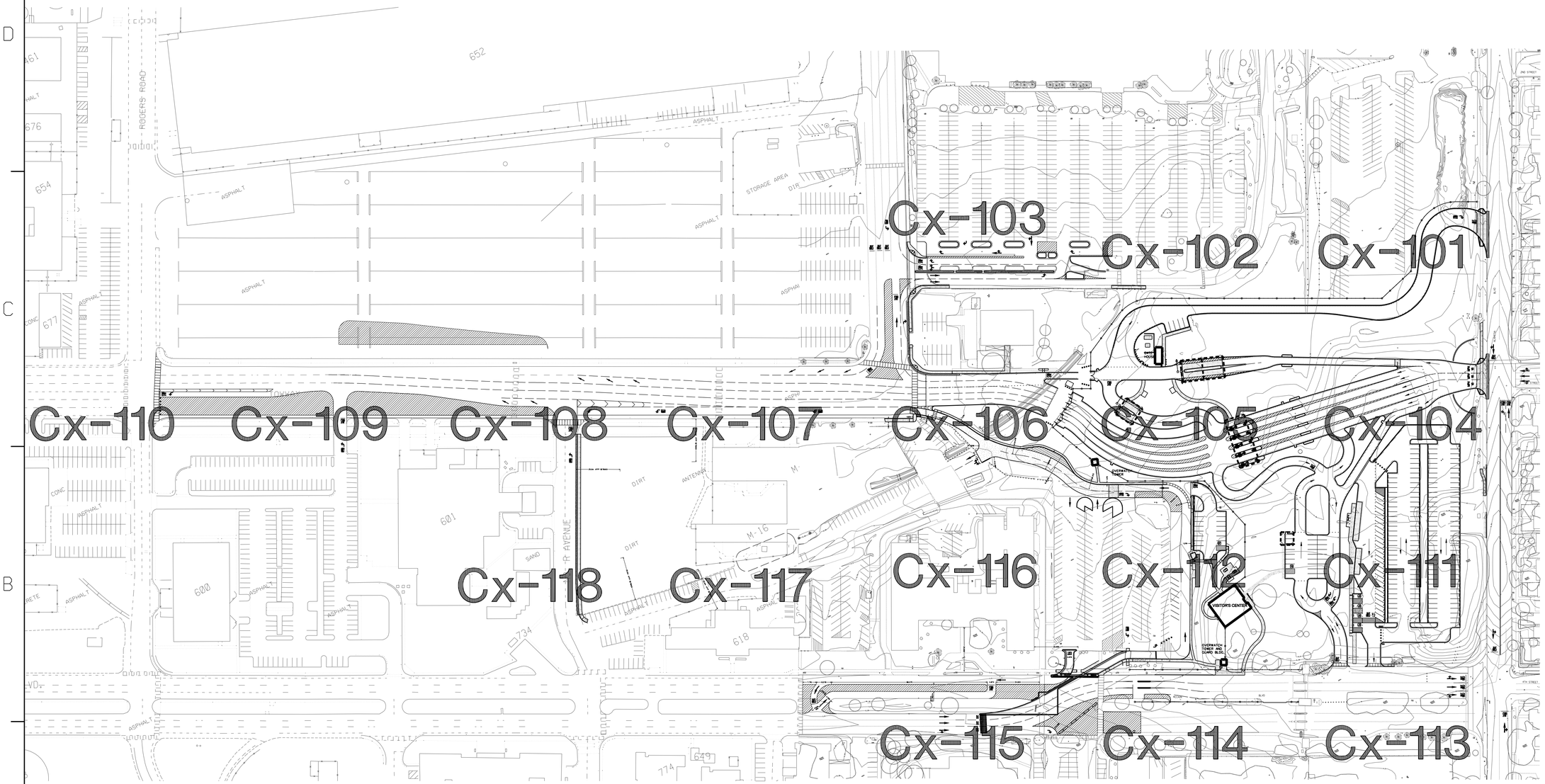

LEGEND:

Cx VARIABLE FOR
CD = CIVIL DEMOLITION
CG = CIVIL GRADING
CU = CIVIL UTILITY
CS = CIVIL STRIPING

NORTH

SCALE: 1:1200

0 6 30 60 90 120M

NOTE: ALL DIMENSIONS ARE METRIC, U.O.N.

RECORD DRAWINGS INFORMATION PROVIDED BY GENERAL CONTRACTOR. PROFESSIONAL STAMP AND SINGATURE ON DRAWING DOES NOT ATTEST TO THE ACCURACY OF THIS INFORMATION. ONLY THAT INFORMATION WAS TRANSFERRED TO ELECTRONIC FILE WITH REASONABLE CARE.

THE CONTRACTOR SHALL BE RESPONSIBLE FOR COORDINATING THE WORK AMONG THE VARIOUS TRADES AS NECESSARY TO AVOID CONFLICTS AND TO INSURE THE INSTALLATION OF ALL WORK WITHIN THE AVAILABLE SPACE.

SYM.	DESCRIPTION	DATE	APPR
	AS-BUILT CONDITIONS SHOWN	7-01-08	RDM

R. A. Burch
Construction Co., Inc.
P.O. Box 1590
Ramona, CA 92065

WILDMAN & MORRIS
ARCHITECTS · ENGINEERS
201 MISSION ST. SUITE 540
SAN FRANCISCO, CA. 94105

REGISTERED PROFESSIONAL ENGINEER
ROBERT G. MILLER
CIVIL
STATE OF CALIFORNIA
7/1/08
EXP. 3-31-09
SEAL

SUBMITTED BY
ACTIVITY - SATISFACTORY TO
DATE
APPROVED
FOR EFD FOR COMMANDER NAVFAC
DATE
A/E EFD
DESIGN
DRAWN
REVIEW
QC
CHIEF ARCH/ ENGR.
PROJECT MANAGER
FIRE PROTECTION
BRANCH MANAGER
DESIGN DIRECTOR

DEPARTMENT OF THE NAVY
NAVAL FACILITIES ENGINEERING COMMAND
NAVFAC SOUTHWEST
SAN DIEGO CALIFORNIA
NAS NORTH ISLAND CORONADO, CALIFORNIA

P759 BASE MAIN GATE AND ENTRANCE
NAVAL AIR STATION, NORTH ISLAND

OVERALL SHEET LAYOUT PLAN

CODE ID. NO. 80091 SIZE D
SCALE:
EFD NO.
STA. PROJ. NO.
SPEC. NO. 11028065-002
CONSTR. CONTR. NO. N68711-02-D-8065-002
NAVFAC DRAWING NO. 8225679
SHEET OF
C-002

DRAWFORM REVISION SEPT 2001

IF SHEET IS LESS THAN 560 X 865
REDUCED PRINT - USE GRAPHIC SCALES

REVDATE: 05/05/06

© 2005 WILDMAN & MORRIS INCORPORATED
PRINT DATE : $DATE$
FILE NAME : $FILES$

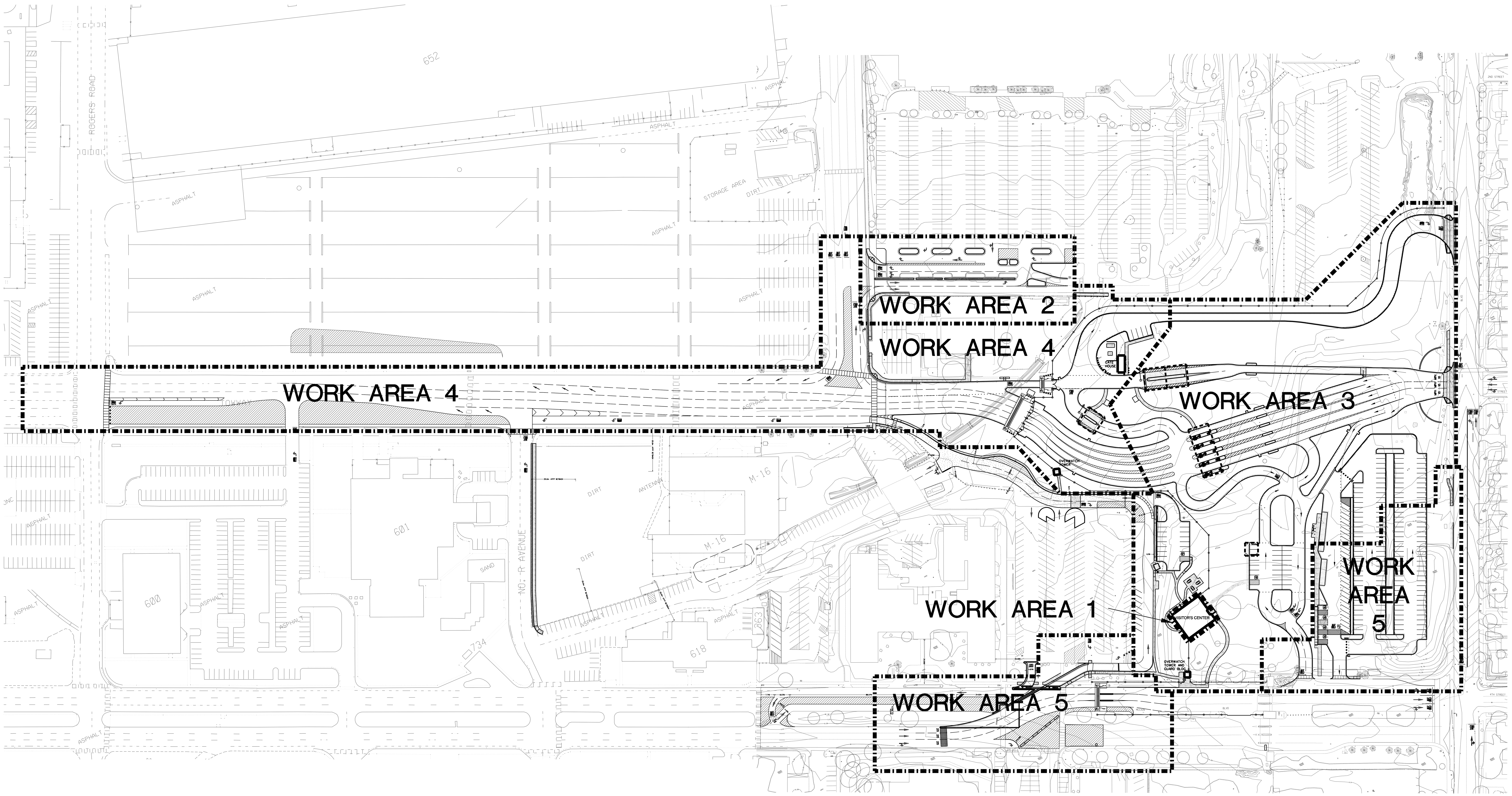

NOTES:

WORK AREAS 1 & 2 - EARLY START OF CONSTRUCTION

WORK AREAS 3 & 4 - MAIN GATE COMPLEX CONSTRUCTION

WORK AREA 5 - SPECIAL EVENT PARKING CONSTRUCTION & McCAIN STREET IMPROVEMENT

WORK AREA 2 CONSTRUCTION MUST BE COMPLETED BEFORE WORK AREA 4 BEGINS.

WORK AREA 1-4 CONSTRUCTION MUST BE COMPLETED BEFORE WORK AREA 5 BEGINS.

WORK AREA 3 - 5 NOT INCLUDED AS EARLY START OF CONSTRUCTION SUBMITTAL.

NORTH

SCALE: 1:1200

0 6 30 60 90 120M

NOTE: ALL DIMENSIONS ARE METRIC, U.O.N.

RECORD DRAWINGS INFORMATION PROVIDED BY GENERAL CONTRACTOR. PROFESSIONAL STAMP AND SINGATURE ON DRAWING DOES NOT ATTEST TO THE ACCURACY OF THIS INFORMATION. ONLY THAT INFORMATION WAS TRANSFERRED TO ELECTRONIC FILE WITH REASONABLE CARE.

THE CONTRACTOR SHALL BE RESPONSIBLE FOR COORDINATING THE WORK AMONG THE VARIOUS TRADES AS NECESSARY TO AVOID CONFLICTS AND TO INSURE THE INSTALLATION OF ALL WORK WITHIN THE AVAILABLE SPACE.

SYM.	DESCRIPTION	DATE	APPR
	AS-BUILT CONDITIONS SHOWN	7-01-08	RGM

R. A. Burch Construction Co., Inc.
P.O. Box 1590
Ramona, CA 92065

WILDMAN & MORRIS
ARCHITECTS - ENGINEERS
201 MISSION ST. SUITE 540
SAN FRANCISCO, CA. 94105

REGISTERED PROFESSIONAL ENGINEER ROBERT G. MILLER CIVIL STATE OF CALIFORNIA
7/1/08
EXP. 3-31-09
SEAL

SUBMITTED BY

ACTIVITY - SATISFACTORY TO

DATE

APPROVED

FOR EFD FOR COMMANDER NAVFAC

DATE

A/E		EFD
	DESIGN	
	DRAWN	
	REVIEW	
	QC	
	CHIEF ARCH./ ENGR.	

PROJECT MANAGER
FIRE PROTECTION
BRANCH MANAGER
DESIGN DIRECTOR

DEPARTMENT OF THE NAVY
NAVAL FACILITIES ENGINEERING COMMAND
NAVFAC SOUTHWEST
SAN DIEGO CALIFORNIA
NAS NORTH ISLAND CORONADO, CALIFORNIA

P759 BASE MAIN GATE AND ENTRANCE
NAVAL AIR STATION, NORTH ISLAND

WORK AREA PLAN

CODE ID. NO. 80091 SIZE D
SCALE:
EFD NO.
STA. PROJ. NO.
SPEC. NO. 11028065-002
CONSTR. CONTR. NO. N68711-02-D-8065-002
NAVFAC DRAWING NO. 8225680
SHEET OF

C-003

DRAWFORM REVISION SEPT 2001

IF SHEET IS LESS THAN 560 X 865 REDUCED PRINT - USE GRAPHIC SCALES

© 2005 WILDMAN & MORRIS INCORPORATED
PRINT DATE : $DATE$
FILE NAME : $FILE$

REVDATE: 05/05/06

MATCH LINE - SEE SHT. CD-102

WORK AREA 3

REMOVE EX. TREES (TYP.)

REMOVE EX. FENCE (TYP.)

EXISTING EDGE OF PAVEMENT

MATCH LINE - SEE SHT. CD-104

ASPH

DENSE TREES

ALAMEDA BLVD

NORTH

SCALE: 1:200

0 1 2 3 4 5 10 15 20 M

NOTE: ALL DIMENSIONS ARE METRIC, U.O.N.

KEY MAP

RECORD DRAWINGS INFORMATION PROVIDED BY GENERAL CONTRACTOR. PROFESSIONAL STAMP AND SINGATURE ON DRAWING DOES NOT ATTEST TO THE ACCURACY OF THIS INFORMATION. ONLY THAT INFORMATION WAS TRANSFERRED TO ELECTRONIC FILE WITH REASONABLE CARE.

THE CONTRACTOR SHALL BE RESPONSIBLE FOR COORDINATING THE WORK AMONG THE VARIOUS TRADES AS NECESSARY TO AVOID CONFLICTS AND TO INSURE THE INSTALLATION OF ALL WORK WITHIN THE AVAILABLE SPACE.

AS-BUILT CONDITIONS SHOWN	RDM	7-8-08	APPR
	DESCRIPTION	DATE	SYM.

R. A. Burch Construction Co., Inc.
P.O. Box 1590
Ramona, CA 92065

WILDMAN & MORRIS
ARCHITECTS · ENGINEERS
201 MISSION ST. SUITE 540
SAN FRANCISCO, CA. 94105

REGISTERED PROFESSIONAL ENGINEER
ROBERT G. MILLER
7/1/08
CIVIL
STATE OF CALIFORNIA
EXP. 3-31-09
SEAL

SUBMITTED BY

ACTIVITY - SATISFACTORY TO

DATE

APPROVED

FOR EFD FOR COMMANDER NAVFAC

DATE

A/E	EFD
	DESIGN
	DRAWN
	REVIEW
	QC
	CHIEF ARCH/ ENGR.

PROJECT MANAGER

FIRE PROTECTION

BRANCH MANAGER

DESIGN DIRECTOR

DEPARTMENT OF THE NAVY
NAVAL FACILITIES ENGINEERING COMMAND
NAVFAC SOUTHWEST
SAN DIEGO CALIFORNIA
NAS NORTH ISLAND CORONADO, CALIFORNIA

P759 BASE MAIN GATE AND ENTRANCE
NAVAL AIR STATION, NORTH ISLAND

DEMOLITION PLAN

CODE ID NO. 80091 SIZE D

SCALE: 1

EFD NO.

STA. PROJ. NO.

SPEC. NO. 11028065-002

CONSTR. CONTR. NO. N68711-02-D-8065-002

NAVFAC DRAWING NO. 8225682

SHEET OF

CD-101

DRAWFORM REVISION SEPT 2001

REVDATE: 05/05/06

© 2005 WILDMAN & MORRIS INCORPORATED
PRINT DATE : $DATE$
FILE NAME : $FILE$

IF SHEET IS LESS THAN 560 X 865 REDUCED PRINT - USE GRAPHIC SCALES

MATCH LINE - SEE SHT. CD-103

MATCH LINE - SEE SHT. CD-101

RELOCATE EX. LIGHT STANDARD SEE ELEC. DWGS.

PROTECT EX. SD INLET

REMOVE EX. AC PAVEMENT (TYP.)

PROTECT EX. WATER METERS

REMOVE EX. STRIPING (TYP.)

REMOVE EX. TREES (TYP.)

WORK AREA 4

WORK AREA 3

WORK AREA 2

WORK AREA 4

SEE NOTE 1 (TYP.)

REMOVE EX. FENCE

REMOVE EXISTING ASPHALT PAVEMENT (TYP.)

MATCH LINE - SEE SHT. CD-105

NOTES:

1. COORDINATE WITH ELECTRICAL PLANS FOR ELECTRICAL SITE WORK.

NORTH

SCALE: 1:200

0 1 2 3 4 5 10 15 20 M

NOTE: ALL DIMENSIONS ARE METRIC, U.O.N.

KEY MAP

RECORD DRAWINGS INFORMATION PROVIDED BY GENERAL CONTRACTOR. PROFESSIONAL STAMP AND SINGATURE ON DRAWING DOES NOT ATTEST TO THE ACCURACY OF THIS INFORMATION. ONLY THAT INFORMATION WAS TRANSFERRED TO ELECTRONIC FILE WITH REASONABLE CARE.

THE CONTRACTOR SHALL BE RESPONSIBLE FOR COORDINATING THE WORK AMONG THE VARIOUS TRADES AS NECESSARY TO AVOID CONFLICTS AND TO INSURE THE INSTALLATION OF ALL WORK WITHIN THE AVAILABLE SPACE.

APPR	DATE	DESCRIPTION	SYM.
RDM	7-8-08	AS-BUILT CONDITIONS SHOWN	

R. A. Burch
Construction Co., Inc.
P.O. Box 1590
Ramona, CA 92065

WILDMAN & MORRIS
ARCHITECTS · ENGINEERS
201 MISSION ST. SUITE 540
SAN FRANCISCO, CA. 94105

REGISTERED PROFESSIONAL ENGINEER ROBERT G. MILLER 7/1/08 STATE OF CALIFORNIA

EXP. 3-31-09

SEAL

SUBMITTED BY

ACTIVITY - SATISFACTORY TO

DATE

APPROVED

FOR EFD FOR COMMANDER NAVFAC

DATE

A/E	EFD
	DESIGN
	DRAWN
	REVIEW
	QC
	CHIEF ARCH/ ENGR.

PROJECT MANAGER

FIRE PROTECTION

BRANCH MANAGER

DESIGN DIRECTOR

DEPARTMENT OF THE NAVY
NAVFAC SOUTHWEST
SAN DIEGO
NAS NORTH ISLAND

NAVAL FACILITIES ENGINEERING COMMAND
CALIFORNIA
CORONADO, CALIFORNIA

P759 BASE MAIN GATE AND ENTRANCE
NAVAL AIR STATION, NORTH ISLAND

DEMOLITION PLAN

CODE ID. NO. 80091 SIZE D

SCALE:

EFD NO.

STA. PROJ. NO.

SPEC. NO. 11028065-002

CONSTR. CONTR. NO. N68711-02-D-8065-002

NAVFAC DRAWING NO. 8225683

SHEET OF

CD-102

(DRAWFORM REVISION SEPT 2001)

REVDATE: 05/05/06

© 2005 WILDMAN & MORRIS INCORPORATED
PRINT DATE : $DATE$
FILE NAME : $FILES$

IF SHEET IS LESS THAN 560 X 865 REDUCED PRINT - USE GRAPHIC SCALES

WORK AREA 2

PROTECT EX. LIGHT POST

REMOVE EX. AC PAVEMENT (TYP.)

RELOCATE EX. LIGHT STANDARD SEE ELEC. DWGS.

REMOVE EX. STRIPINGS (TYP.)

PROTECT EX. SD INLET

REMOVE EX. SIDEWALK AND FENCE

RELOCATE EX. STREET SIGN

PROTECT EX. SSMH SEE NOTE 2

REMOVE EX. TREES (TYP.)

PROTECT EX. SSMH SEE NOTE 2

REMOVE EX. CURB, SIDEWALK, AND PAVEMENT (TYP.)

WORK AREA 4

WORK AREA 2

WORK AREA 2 DEMOLISH EXISTING BUILDING

MATCH LINE - SEE SHT. CD-106

MATCH LINE - SEE SHT. CD-102

NORTH

SCALE: 0 1 2 3 4 5 10 15 20 M 1:200

NOTE: ALL DIMENSIONS ARE METRIC, U.O.N.

KEY MAP

NOTES:

1. COORDINATE WITH ELECTRICAL PLANS FOR ELECTRICAL SITE WORK.
2. ADJUST APPURTANANCES TO PROPOSED GRADE ELEVATIONS.

RECORD DRAWINGS INFORMATION PROVIDED BY GENERAL CONTRACTOR. PROFESSIONAL STAMP AND SINGATURE ON DRAWING DOES NOT ATTEST TO THE ACCURACY OF THIS INFORMATION. ONLY THAT INFORMATION WAS TRANSFERRED TO ELECTRONIC FILE WITH REASONABLE CARE.

THE CONTRACTOR SHALL BE RESPONSIBLE FOR COORDINATING THE WORK AMONG THE VARIOUS TRADES AS NECESSARY TO AVOID CONFLICTS AND TO INSURE THE INSTALLATION OF ALL WORK WITHIN THE AVAILABLE SPACE.

NO.	DESCRIPTION	DATE	APPR
	AS-BUILT CONDITIONS SHOWN	7-16-08	RDM

R. A. Burch Construction Co., Inc.
P.O. Box 1590
Ramona, CA 92065

WILDMAN & MORRIS
ARCHITECTS · ENGINEERS
201 MISSION ST. SUITE 540
SAN FRANCISCO, CA. 94105

REGISTERED PROFESSIONAL ENGINEER ROBERT G. MILLER 7/1/08 STATE OF CALIFORNIA

EXP. 3-31-09

SEAL

SUBMITTED BY

ACTIVITY - SATISFACTORY TO

DATE

APPROVED

FOR EFD FOR COMMANDER NAVFAC

DATE

A/E	EFD
DESIGN	
DRAWN	
REVIEW	
QC	
CHIEF ARCH/ ENGR.	
PROJECT MANAGER	
FIRE PROTECTION	
BRANCH MANAGER	
DESIGN DIRECTOR	

NAVAL FACILITIES ENGINEERING COMMAND
CALIFORNIA
CORONADO, CALIFORNIA

DEPARTMENT OF THE NAVY
NAVFAC SOUTHWEST
SAN DIEGO
NAS NORTH ISLAND

P759 BASE MAIN GATE AND ENTRANCE
NAVAL AIR STATION, NORTH ISLAND

DEMOLITION PLAN

CODE ID.NO.88891	SIZE D
SCALE:	
EFD NO.	
STA./PROJ.NO.	
SPEC.NO.	11020065-002
CONSTR.CONTR.NO.	N68711-02-D-8065-002
NAVFAC DRAWING NO.	8225684
SHEET	OF
	CD-103

DRAWFORM REVISION SEPT 2001

REVDATE: 05/05/06

© 2005 WILDMAN & MORRIS INCORPORATED

PRINT DATE : $DATE$
FILE NAME : $FILES$

IF SHEET IS LESS THAN 560 X 865 REDUCED PRINT - USE GRAPHIC SCALES

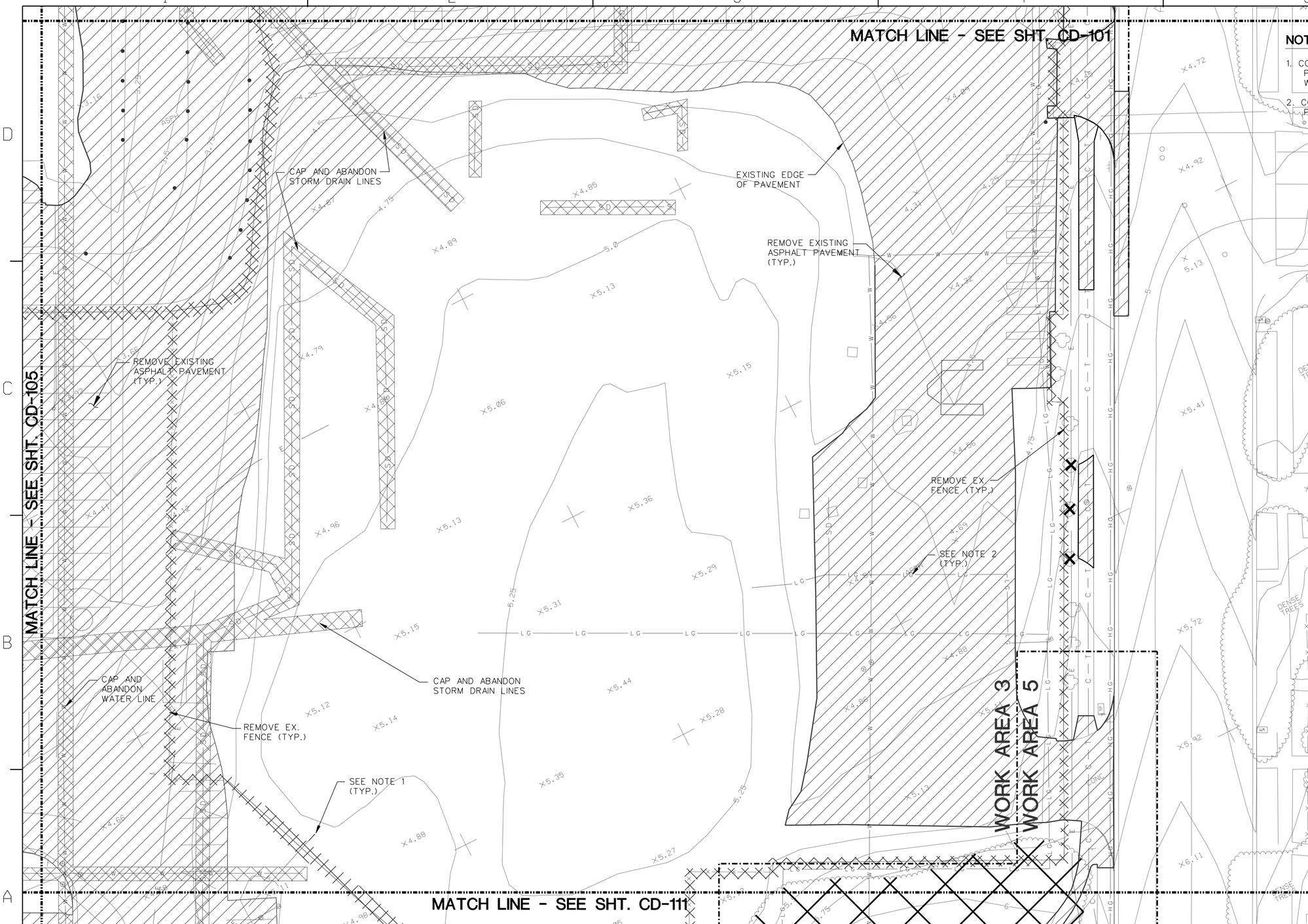

NOTES:

1. COORDINATE WITH ELECTRICAL PLANS FOR ELECTRICAL SITE WORK.
2. COORDINATE WITH MECHANICAL PLANS FOR GAS LINE WORK.

NORTH

SCALE: 1:200

0 1 2 3 4 5 10 15 20 M

NOTE: ALL DIMENSIONS ARE METRIC, U.O.N.

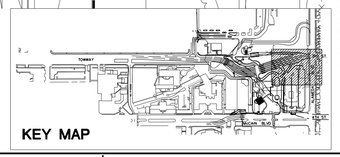

KEY MAP

RECORD DRAWINGS INFORMATION PROVIDED BY GENERAL CONTRACTOR. PROFESSIONAL STAMP AND SINGATURE ON DRAWING DOES NOT ATTEST TO THE ACCURACY OF THIS INFORMATION. ONLY THAT INFORMATION WAS TRANSFERRED TO ELECTRONIC FILE WITH REASONABLE CARE.

THE CONTRACTOR SHALL BE RESPONSIBLE FOR COORDINATING THE WORK AMONG THE VARIOUS TRADES AS NECESSARY TO AVOID CONFLICTS AND TO INSURE THE INSTALLATION OF ALL WORK WITHIN THE AVAILABLE SPACE.

SYM.	DESCRIPTION	DATE	APPR
	AS-BUILT CONDITIONS SHOWN	7-01-08	RDM

R. A. Burch Construction Co., Inc.
P.O. Box 1590
Ramona, CA 92065

WILDMAN & MORRIS
ARCHITECTS - ENGINEERS
201 MISSION ST. SUITE 540
SAN FRANCISCO, CA. 94105

REGISTERED PROFESSIONAL ENGINEER
ROBERT G. MILLER
CIVIL
STATE OF CALIFORNIA
7/1/08
EXP. 3-31-09
SEAL

SUBMITTED BY
ACTIVITY - SATISFACTORY TO
DATE
APPROVED
FOR EFD FOR COMMANDER NAVFAC
DATE

A/E	EFD
DESIGN	
DRAWN	
REVIEW	
QC	
CHIEF ARCH/ ENGR.	

PROJECT MANAGER
FIRE PROTECTION
BRANCH MANAGER
DESIGN DIRECTOR

DEPARTMENT OF THE NAVY
NAVAL FACILITIES ENGINEERING COMMAND
NAVFAC SOUTHWEST
SAN DIEGO CALIFORNIA
NAS NORTH ISLAND CORONADO, CALIFORNIA

P759 BASE MAIN GATE AND ENTRANCE NAVAL AIR STATION, NORTH ISLAND

DEMOLITION PLAN

CODE ID. NO. 80091 SIZE D
SCALE:
EFD NO.
STA. PROJ. NO.
SPEC. NO. 11028065-002
CONSTR. CONTR. NO. N68711-02-D-8065-002
NAVFAC DRAWING NO. 8225685
SHEET OF
CD-104

DRAWFORM REVISION SEPT 2001

REVDATE: 05/05/06

© 2005 WILDMAN & MORRIS INCORPORATED
PRINT DATE : $DATE$
FILE NAME : $FILES$

IF SHEET IS LESS THAN 560 X 865 REDUCED PRINT - USE GRAPHIC SCALES

MATCH LINE - SEE SHT. CD-102

MATCH LINE - SEE SHT. CD-104

MATCH LINE - SEE SHT. CD-106

MATCH LINE - SEE SHT. CD-112

WORK AREA 3

WORK AREA 4

EXISTING EDGE OF PAVEMENT

REMOVE EX. FENCE (TYP.)

REMOVE EXISTING ASPHALT PAVEMENT (TYP.)

SEE NOTE 1 (TYP.)

SEE NOTE 2 (TYP.)

CAP AND ABANDON STORM DRAIN LINES

PROTECT MANHOLE AND ADJUST TO NEW GRADE WITH INV. 2.5

CAP AND ABANDON SEWER LINES

PROTECT SEWER LINE

CAP AND ABANDON WATER LINE

REMOVE EXISTING ASPHALT PAVEMENT (TYP.)

REMOVE EX. STRIPINGS (TYP.)

GRND TOP 50mm OF EX. PAVEMENT

NOTES:

1. COORDINATE WITH ELECTRICAL PLANS FOR ELECTRICAL SITE WORK.
2. COORDINATE WITH MECHANICAL PLANS FOR GAS LINE WORK.
3. ALL UTILITY MANHOLES THAT WILL BE ABANDONED SHALL HAVE ALL CONNECTING PIPES PLUGGED, THE TOP OF MANHOLE REMOVED TO AN ELEVATION OF 2 FEET BELOW SUBGRADE AND THE MANHOLE FILLED WITH SELECT EARTH MATERIAL PROPERLY TAMPED.

NORTH

SCALE: 1:200

0 1 2 3 4 5 10 15 20 M

NOTE: ALL DIMENSIONS ARE METRIC, U.O.N.

KEY MAP

RECORD DRAWINGS INFORMATION PROVIDED BY GENERAL CONTRACTOR. PROFESSIONAL STAMP AND SINGATURE ON DRAWING DOES NOT ATTEST TO THE ACCURACY OF THIS INFORMATION. ONLY THAT INFORMATION WAS TRANSFERRED TO ELECTRONIC FILE WITH REASONABLE CARE.

THE CONTRACTOR SHALL BE RESPONSIBLE FOR COORDINATING THE WORK AMONG THE VARIOUS TRADES AS NECESSARY TO AVOID CONFLICTS AND TO INSURE THE INSTALLATION OF ALL WORK WITHIN THE AVAILABLE SPACE.

RDM			APPR
7-8-08			DATE
AS-BUILT CONDITIONS SHOWN			DESCRIPTION
			SYM.

R. A. Burch Construction Co., Inc.
P.O. Box 1590
Ramona, CA 92065

WILDMAN & MORRIS
ARCHITECTS · ENGINEERS
201 MISSION ST. SUITE 540
SAN FRANCISCO, CA. 94105

REGISTERED PROFESSIONAL ENGINEER ROBERT G. MILLER CIVIL STATE OF CALIFORNIA
7/1/08
EXP. 3-31-09
SEAL

SUBMITTED BY

ACTIVITY - SATISFACTORY TO

DATE

APPROVED

FOR EFD FOR COMMANDER NAVFAC

DATE

AVE	EFD
	DESIGN
	DRAWN
	REVIEW
	QC
	CHIEF ARCHI/ ENGR.

PROJECT MANAGER

FIRE PROTECTION

BRANCH MANAGER

DESIGN DIRECTOR

DEPARTMENT OF THE NAVY
NAVAL FACILITIES ENGINEERING COMMAND
NAVFAC SOUTHWEST
SAN DIEGO CALIFORNIA
NAS NORTH ISLAND CORONADO, CALIFORNIA

P759 BASE MAIN GATE AND ENTRANCE
NAVAL AIR STATION, NORTH ISLAND

DEMOLITION PLAN

CODE ID NO. 80091 SIZE D

SCALE:

EFD NO.

STA. PROJ. NO.

SPEC. NO. 11028065-002

CONSTR. CONTR. NO.
N68711-02-D-8065-002

NAVFAC DRAWING NO.
8225686

SHEET OF

CD-105

DRAWFORM REVISION SEPT 2001

REVDATE: 05/05/06

© 2005 WILDMAN & MORRIS INCORPORATED
PRINT DATE : $DATE$
FILE NAME : $FILE$

IF SHEET IS LESS THAN 560 X 865 REDUCED PRINT - USE GRAPHIC SCALES

MATCH LINE - SEE SHT. CD-103

WORK AREA 4

REMOVE EX. SIDEWALK AND TRAFFIC STRIPINGS (TYP.)

DEMOLISH EXISTING BUILDING

REMOVE EX. CONC. PEDESTRIAN BRIDGE

REMOVE EX. TREES (TYP.)

REMOVE EX. SAND TRAPS (TYP.)

REMOVE EXISTING ASPHALT PAVEMENT (TYP.)

SEE NOTE 2 (TYP.)

SAW CUT EX. PAVEMENT FULL DEPTH (TYP.)

REMOVE EX. CONC. DITCH

REMOVE EXISTING PAVEMENT

REMOVE EXISTING ASPHALT PAVEMENT (TYP.)

REMOVE EX. TRAFFIC ITEMS (TYP.)

REMOVE EX. STRIPINGS (TYP.)

WORK AREA 4

PROTECT ELECTRICAL UTILITY

GRIND TOP 50mm OF EX. PAVEMENT

REMOVE FENCE

MATCH LINE - SEE SHT. CD-107

MATCH LINE - SEE SHT. CD-105

NORTH

SCALE: 1:200

0 1 2 3 4 5 10 15 20 M

NOTE: ALL DIMENSIONS ARE METRIC, U.O.N.

KEY MAP

NOTES:

1. COORDINATE WITH ELECTRICAL PLANS FOR ELECTRICAL SITE WORK.
2. COORDINATE WITH MECHANICAL PLANS FOR GAS LINE WORK.

RECORD DRAWINGS INFORMATION PROVIDED BY GENERAL CONTRACTOR. PROFESSIONAL STAMP AND SINGATURE ON DRAWING DOES NOT ATTEST TO THE ACCURACY OF THIS INFORMATION. ONLY THAT INFORMATION WAS TRANSFERRED TO ELECTRONIC FILE WITH REASONABLE CARE.

THE CONTRACTOR SHALL BE RESPONSIBLE FOR COORDINATING THE WORK AMONG THE VARIOUS TRADES AS NECESSARY TO AVOID CONFLICTS AND TO INSURE THE INSTALLATION OF ALL WORK WITHIN THE AVAILABLE SPACE.

NO.	DESCRIPTION	DATE	APPR
	AS-BUILT CONDITIONS SHOWN	7-8-08	RDH
			STAL

R. A. Burch Construction Co., Inc.
P.O. Box 1590
Ramona, CA 92065

WILDMAN & MORRIS
ARCHITECTS · ENGINEERS
201 MISSION ST. SUITE 540
SAN FRANCISCO, CA. 94105

REGISTERED PROFESSIONAL ENGINEER ROBERT G. MILLER 7/1/08 STATE OF CALIFORNIA
EXP. 3-31-09
SEAL

SUBMITTED BY
ACTIVITY - SATISFACTORY TO
DATE
APPROVED
FOR EFD FOR COMMANDER NAVFAC
DATE

A/E	EFD
DESIGN	
DRAWN	
REVIEW	
QC	
CHIEF ARCH/ ENGR.	
PROJECT MANAGER	
FIRE PROTECTION	
BRANCH MANAGER	
DESIGN DIRECTOR	

DEPARTMENT OF THE NAVY
NAVAL FACILITIES ENGINEERING COMMAND
NAVFAC SOUTHWEST
SAN DIEGO CALIFORNIA
NAS NORTH ISLAND CORONADO, CALIFORNIA

P759 BASE MAIN GATE AND ENTRANCE
NAVAL AIR STATION, NORTH ISLAND

DEMOLITION PLAN

CODE ID. NO. 80091 SIZE D
SCALE:
EFD NO.
STA. PROJ. NO.
SPEC. NO. 11028065-002
CONSTR. CONTR. NO. N68711-02-D-8065-002
NAVFAC DRAWING NO. 8225687
SHEET OF
CD-106

DRAWFORM REVISION SEPT 2001

IF SHEET IS LESS THAN 560 X 865 REDUCED PRINT - USE GRAPHIC SCALES

REVDATE: 05/05/06

© 2005 WILDMAN & MORRIS INCORPORATED
PRINT DATE : $DATE$
FILE NAME : $FILE$

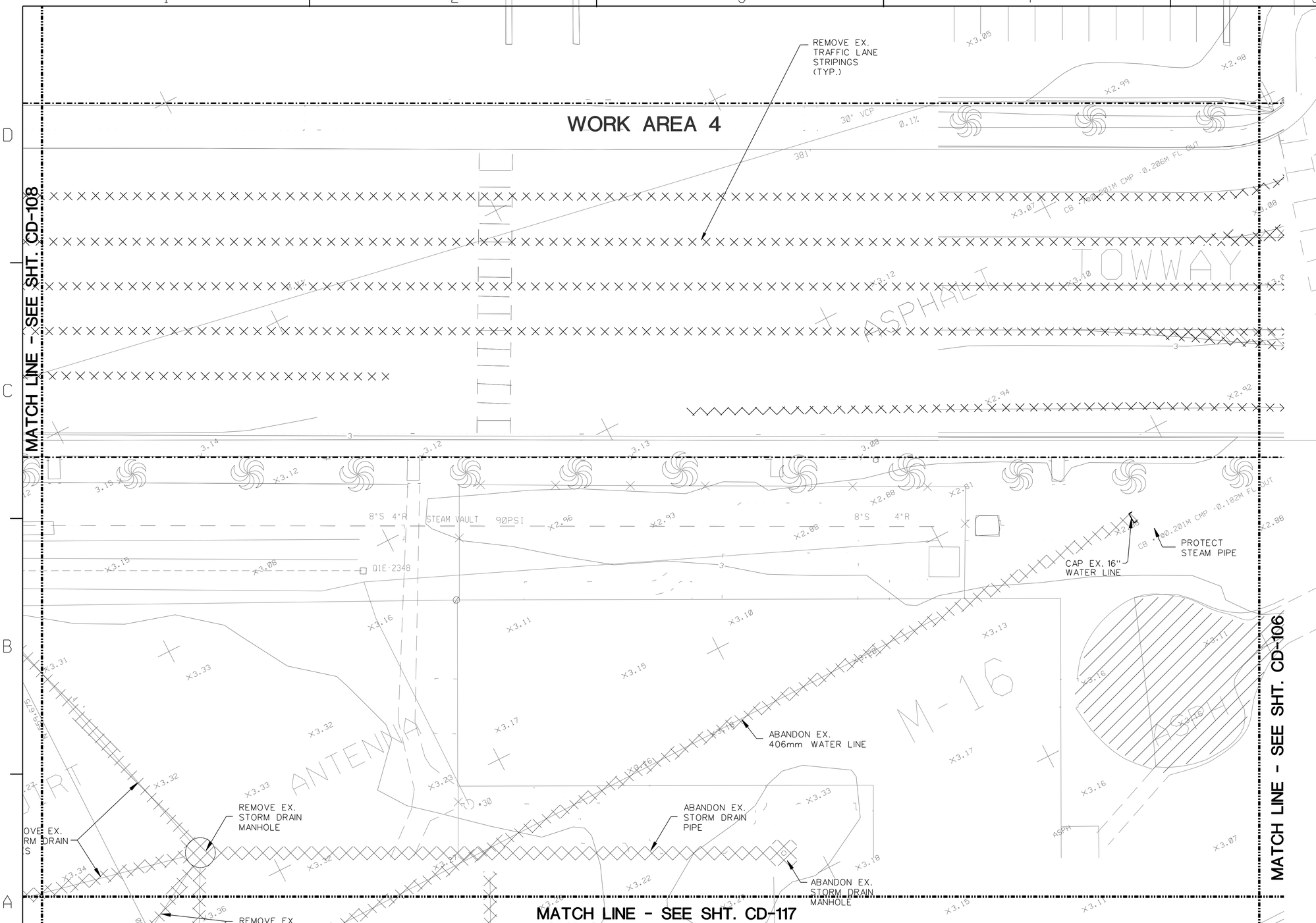

NORTH

SCALE: 1:200

0 1 2 3 4 5 10 15 20 M

NOTE: ALL DIMENSIONS ARE METRIC, U.O.N.

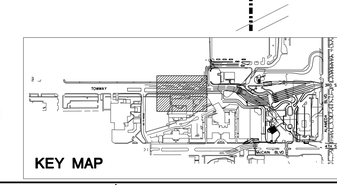

KEY MAP

RECORD DRAWINGS INFORMATION PROVIDED BY GENERAL CONTRACTOR. PROFESSIONAL STAMP AND SINGATURE ON DRAWING DOES NOT ATTEST TO THE ACCURACY OF THIS INFORMATION. ONLY THAT INFORMATION WAS TRANSFERRED TO ELECTRONIC FILE WITH REASONABLE CARE.

THE CONTRACTOR SHALL BE RESPONSIBLE FOR COORDINATING THE WORK AMONG THE VARIOUS TRADES AS NECESSARY TO AVOID CONFLICTS AND TO INSURE THE INSTALLATION OF ALL WORK WITHIN THE AVAILABLE SPACE.

AS-BUILT CONDITIONS SHOWN 7-01-08 RDM

SYM.	DESCRIPTION	DATE	APPR

R. A. Burch Construction Co., Inc.
P.O. Box 1590
Ramona, CA 92065

WILDMAN & MORRIS
ARCHITECTS - ENGINEERS
201 MISSION ST. SUITE 540
SAN FRANCISCO, CA. 94105

REGISTERED PROFESSIONAL ENGINEER ROBERT G. MILLER CIVIL STATE OF CALIFORNIA
7/1/08
EXP. 3-31-09
SEAL

SUBMITTED BY
ACTIVITY - SATISFACTORY TO
DATE
APPROVED
FOR EFD FOR COMMANDER NAVFAC
DATE

A/E	EFD
DESIGN	
DRAWN	
REVIEW	
QC	
CHIEF ARCH/ ENGR.	

PROJECT MANAGER
FIRE PROTECTION
BRANCH MANAGER
DESIGN DIRECTOR

DEPARTMENT OF THE NAVY
NAVAL FACILITIES ENGINEERING COMMAND
NAVFAC SOUTHWEST
SAN DIEGO CALIFORNIA
NAS NORTH ISLAND CORONADO, CALIFORNIA

P759 BASE MAIN GATE AND ENTRANCE NAVAL AIR STATION, NORTH ISLAND

DEMOLITION PLAN

CODE ID. NO. 80091 SIZE D
SCALE:
EFD NO.
STA. PROJ. NO.
SPEC. NO. 11028065-002
CONSTR. CONTR. NO. N68711-02-D-8065-002
NAVFAC DRAWING NO. 8225688
SHEET OF
CD-107

DRAWFORM REVISION SEPT 2001

IF SHEET IS LESS THAN 560 X 865 REDUCED PRINT - USE GRAPHIC SCALES

REVDATE: 05/05/06

© 2005 WILDMAN & MORRIS INCORPORATED
PRINT DATE : $DATE$
FILE NAME : $FILES$

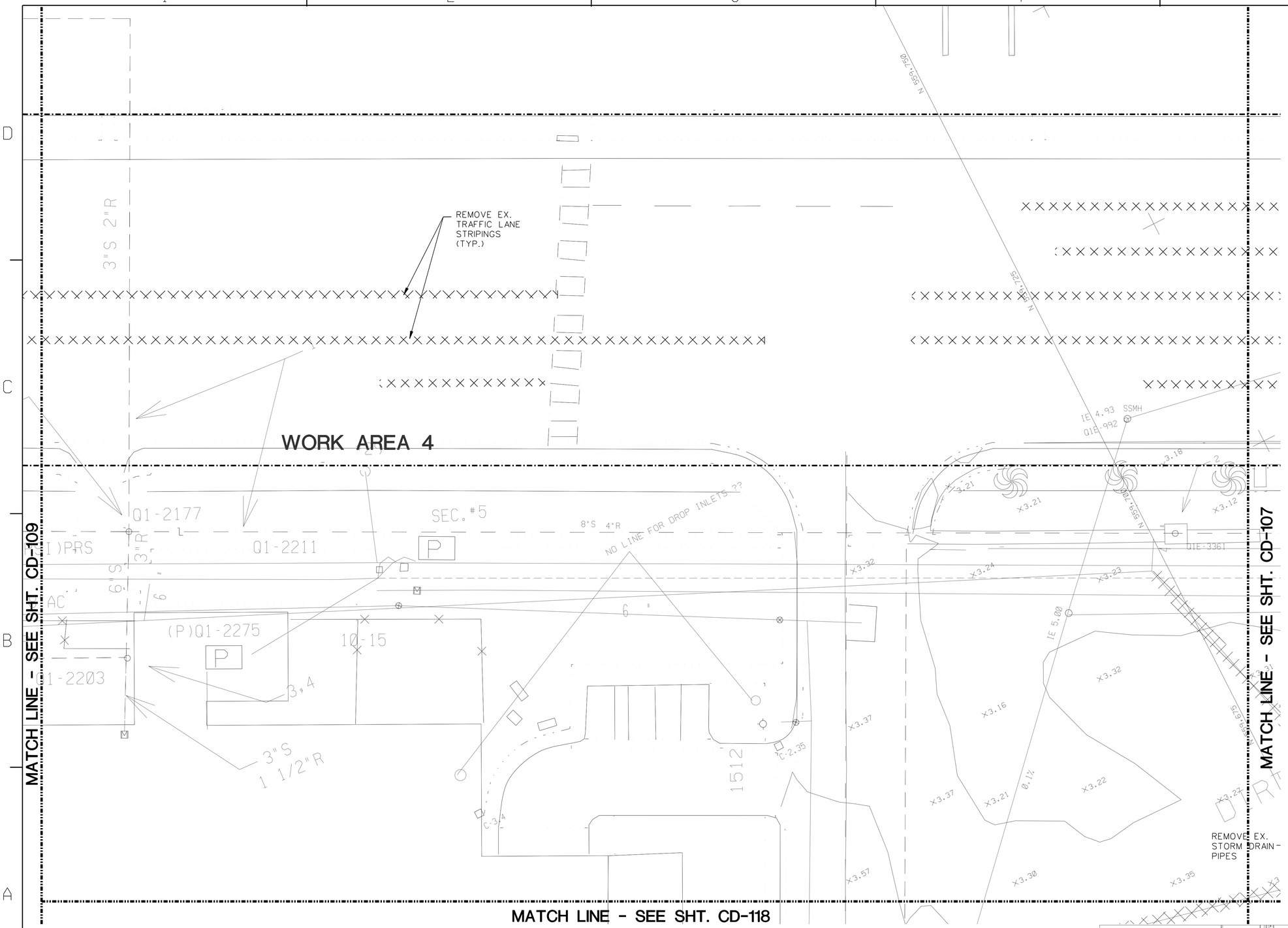

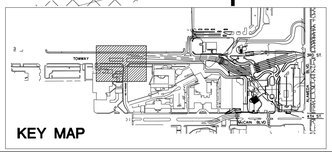

NORTH

SCALE: 1:200

0 1 2 3 4 5 10 15 20 M

NOTE: ALL DIMENSIONS ARE METRIC, U.O.N.

RECORD DRAWINGS INFORMATION PROVIDED BY GENERAL CONTRACTOR. PROFESSIONAL STAMP AND SINGATURE ON DRAWING DOES NOT ATTEST TO THE ACCURACY OF THIS INFORMATION. ONLY THAT INFORMATION WAS TRANSFERRED TO ELECTRONIC FILE WITH REASONABLE CARE.

THE CONTRACTOR SHALL BE RESPONSIBLE FOR COORDINATING THE WORK AMONG THE VARIOUS TRADES AS NECESSARY TO AVOID CONFLICTS AND TO INSURE THE INSTALLATION OF ALL WORK WITHIN THE AVAILABLE SPACE.

AS-BUILT CONDITIONS SHOWN

SYM.	DESCRIPTION	DATE	APPR
		7-01-08	RCM

R. A. Burch Construction Co., Inc.
P.O. Box 1590
Ramona, CA 92065

WILDMAN & MORRIS
ARCHITECTS - ENGINEERS
201 MISSION ST. SUITE 540
SAN FRANCISCO, CA. 94105

REGISTERED PROFESSIONAL ENGINEER ROBERT G. MILLER CIVIL STATE OF CALIFORNIA
7/1/08
EXP. 3-31-09
SEAL

SUBMITTED BY
ACTIVITY - SATISFACTORY TO
DATE
APPROVED
FOR EFD FOR COMMANDER NAVFAC
DATE

A/E	EFD
DESIGN	
DRAWN	
REVIEW	
QC	
CHIEF ARCH/ ENGR.	

PROJECT MANAGER
FIRE PROTECTION
BRANCH MANAGER
DESIGN DIRECTOR

DEPARTMENT OF THE NAVY
NAVAL FACILITIES ENGINEERING COMMAND
NAVFAC SOUTHWEST
SAN DIEGO CALIFORNIA
NAS NORTH ISLAND CORONADO, CALIFORNIA

P759 BASE MAIN GATE AND ENTRANCE
NAVAL AIR STATION, NORTH ISLAND

DEMOLITION PLAN

CODE ID. NO. 80091 SIZE D
SCALE:
EFD NO.
STA. PROJ. NO.
SPEC. NO. 11028065-002
CONSTR. CONTR. NO. N68711-02-D-8065-002
NAVFAC DRAWING NO. 8225689
SHEET OF
CD-108

DRAWFORM REVISION SEPT 2001

IF SHEET IS LESS THAN 560 X 865
REDUCED PRINT - USE GRAPHIC SCALES

REVDATE: 05/05/06

© 2005 WILDMAN & MORRIS INCORPORATED
PRINT DATE : $DATE$
FILE NAME : $FILES$

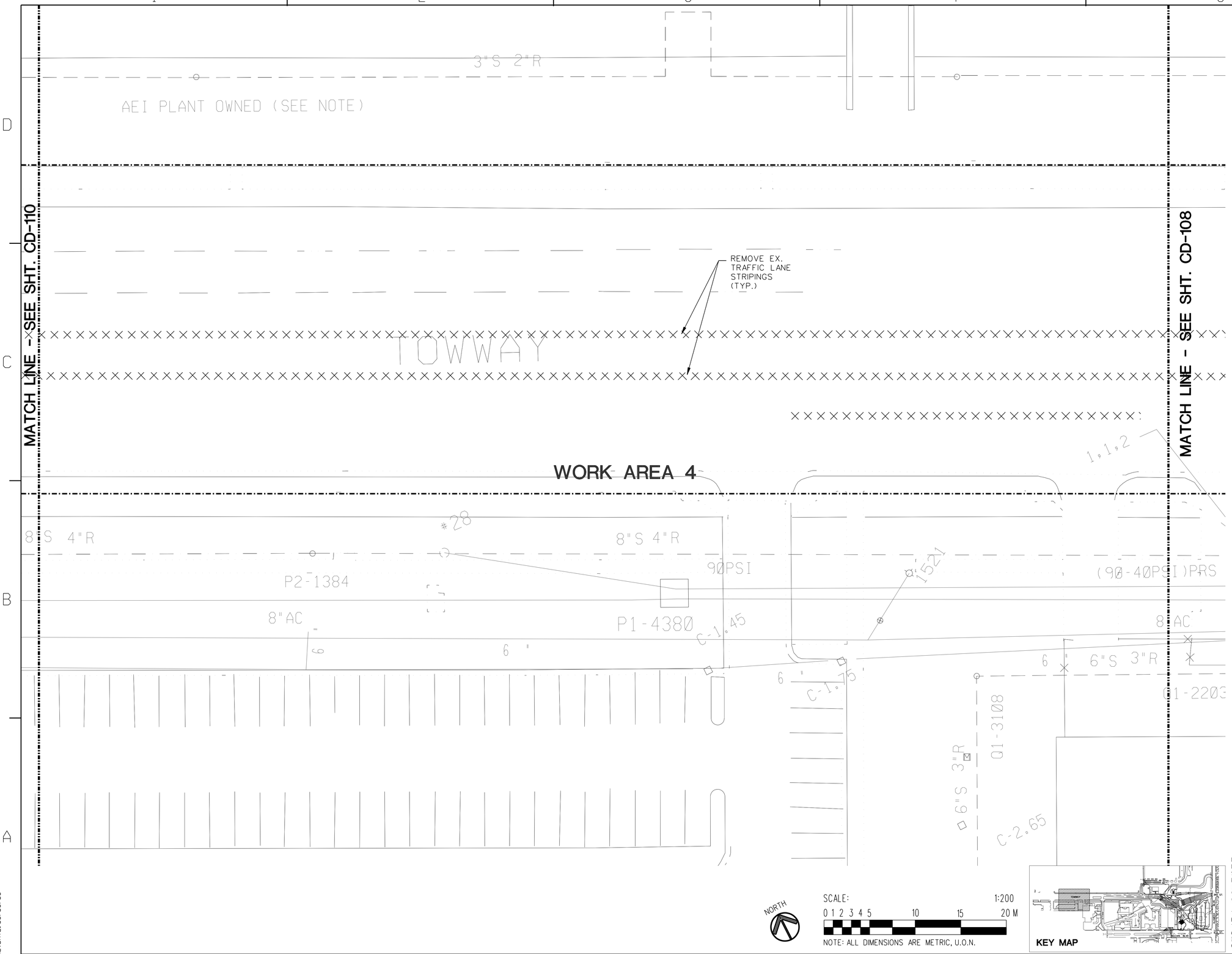

NORTH

SCALE: 1:200

0 1 2 3 4 5 10 15 20 M

NOTE: ALL DIMENSIONS ARE METRIC, U.O.N.

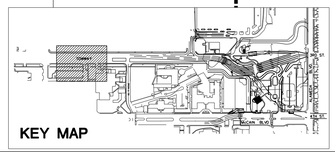

KEY MAP

RECORD DRAWINGS INFORMATION PROVIDED BY GENERAL CONTRACTOR. PROFESSIONAL STAMP AND SINGATURE ON DRAWING DOES NOT ATTEST TO THE ACCURACY OF THIS INFORMATION. ONLY THAT INFORMATION WAS TRANSFERRED TO ELECTRONIC FILE WITH REASONABLE CARE.

THE CONTRACTOR SHALL BE RESPONSIBLE FOR COORDINATING THE WORK AMONG THE VARIOUS TRADES AS NECESSARY TO AVOID CONFLICTS AND TO INSURE THE INSTALLATION OF ALL WORK WITHIN THE AVAILABLE SPACE.

SYM.	DESCRIPTION	DATE	APPR
	AS-BUILT CONDITIONS SHOWN	7-01-08	RDM

R. A. Burch
Construction Co., Inc.
P.O. Box 1590
Ramona, CA 92065

WILDMAN & MORRIS
ARCHITECTS - ENGINEERS
201 MISSION ST. SUITE 540
SAN FRANCISCO, CA. 94105

REGISTERED PROFESSIONAL ENGINEER ROBERT G. MILLER CIVIL STATE OF CALIFORNIA
7/1/08
EXP. 3-31-09
SEAL

SUBMITTED BY
ACTIVITY - SATISFACTORY TO
DATE
APPROVED
FOR EFD FOR COMMANDER NAVFAC
DATE
A/E EFD
DESIGN
DRAWN
REVIEW
QC
CHIEF ARCH/ ENGR.
PROJECT MANAGER
FIRE PROTECTION
BRANCH MANAGER
DESIGN DIRECTOR

DEPARTMENT OF THE NAVY
NAVAL FACILITIES ENGINEERING COMMAND
NAVFAC SOUTHWEST
SAN DIEGO CALIFORNIA
NAS NORTH ISLAND CORONADO, CALIFORNIA

P759 BASE MAIN GATE AND ENTRANCE
NAVAL AIR STATION, NORTH ISLAND

DEMOLITION PLAN

CODE ID. NO. 80091 SIZE D
SCALE:
EFD NO.
STA. PROJ. NO.
SPEC. NO. 11028065-002
CONSTR. CONTR. NO. N68711-02-D-8065-002
NAVFAC DRAWING NO. 8225690
SHEET OF
CD-109

DRAWFORM REVISION SEPT 2001

REVDATE: 05/05/06

© 2005 WILDMAN & MORRIS INCORPORATED
PRINT DATE : $DATE$
FILE NAME : $FILES$

IF SHEET IS LESS THAN 560 X 865
REDUCED PRINT - USE GRAPHIC SCALES

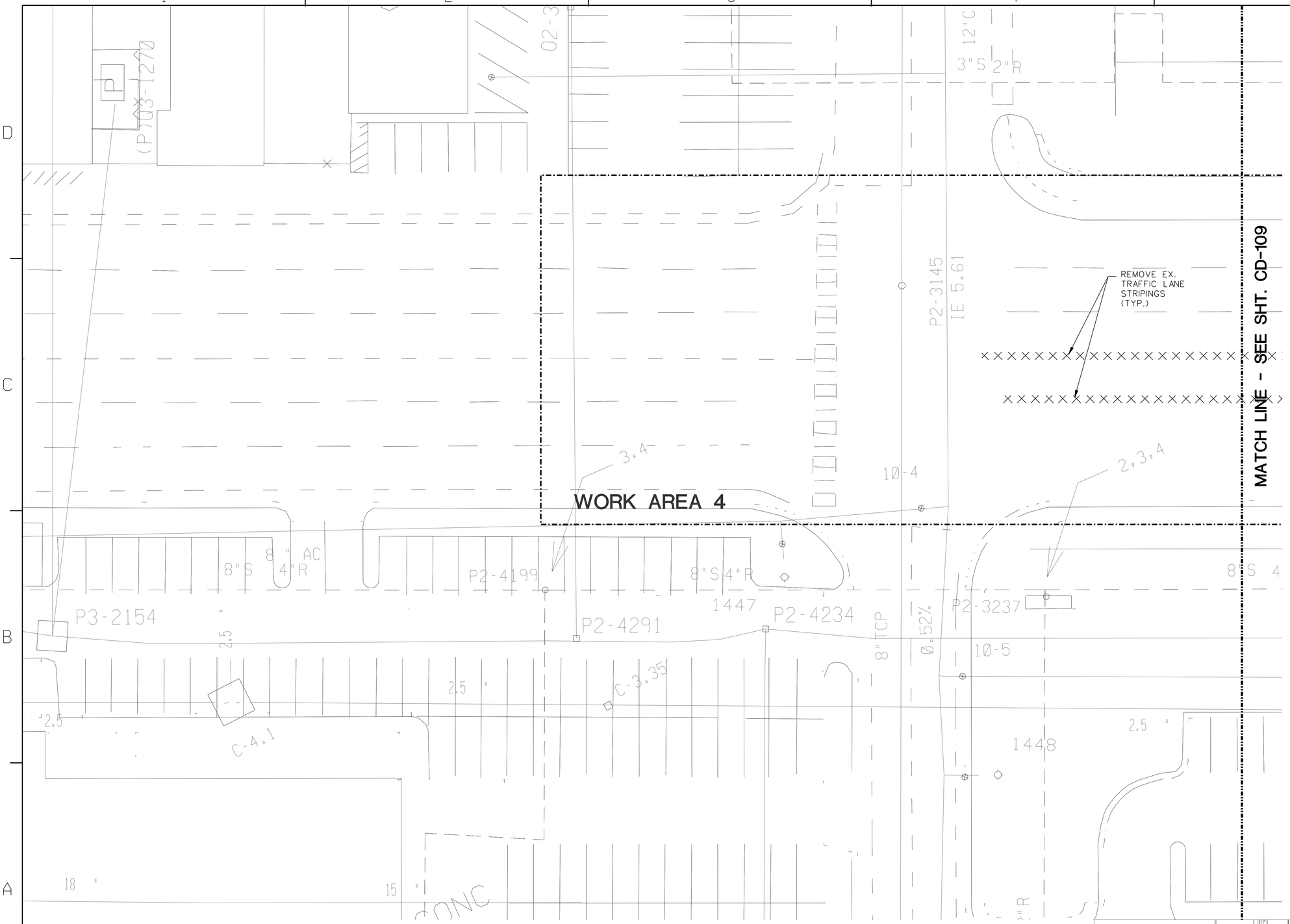

NORTH

SCALE: 1:200

0 1 2 3 4 5 10 15 20 M

NOTE: ALL DIMENSIONS ARE METRIC, U.O.N.

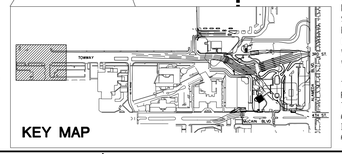

KEY MAP

RECORD DRAWINGS INFORMATION PROVIDED BY GENERAL CONTRACTOR. PROFESSIONAL STAMP AND SINGATURE ON DRAWING DOES NOT ATTEST TO THE ACCURACY OF THIS INFORMATION. ONLY THAT INFORMATION WAS TRANSFERRED TO ELECTRONIC FILE WITH REASONABLE CARE.

THE CONTRACTOR SHALL BE RESPONSIBLE FOR COORDINATING THE WORK AMONG THE VARIOUS TRADES AS NECESSARY TO AVOID CONFLICTS AND TO INSURE THE INSTALLATION OF ALL WORK WITHIN THE AVAILABLE SPACE.

SYM.	DESCRIPTION	DATE	APPR
	AS-BUILT CONDITIONS SHOWN	7-01-08	RDM

R. A. Burch
Construction Co., Inc.
P.O. Box 1590
Ramona, CA 92065

WILDMAN & MORRIS
ARCHITECTS - ENGINEERS
201 MISSION ST. SUITE 540
SAN FRANCISCO, CA. 94105

REGISTERED PROFESSIONAL ENGINEER
ROBERT G. MILLER
CIVIL
STATE OF CALIFORNIA
7/1/08
EXP. 3-31-09
SEAL

SUBMITTED BY

ACTIVITY - SATISFACTORY TO

DATE

APPROVED

FOR EFD FOR COMMANDER NAVFAC

DATE

A/E EFD

DESIGN
DRAWN
REVIEW
QC
CHIEF ARCH/ ENGR.

PROJECT MANAGER
FIRE PROTECTION
BRANCH MANAGER
DESIGN DIRECTOR

DEPARTMENT OF THE NAVY
NAVAL FACILITIES ENGINEERING COMMAND
NAVFAC SOUTHWEST
SAN DIEGO CALIFORNIA
NAS NORTH ISLAND CORONADO, CALIFORNIA

P759 BASE MAIN GATE AND ENTRANCE
NAVAL AIR STATION, NORTH ISLAND

DEMOLITION PLAN

CODE ID. NO. 80091 SIZE D
SCALE:
EFD NO.
STA. PROJ. NO.
SPEC. NO. 11028065-002
CONSTR. CONTR. NO. N68711-02-D-8065-002
NAVFAC DRAWING NO. 8225691
SHEET OF
CD-110

DRAWFORM REVISION SEPT 2001

REVDATE: 05/05/06

© 2005 WILDMAN & MORRIS INCORPORATED
PRINT DATE : $DATE$
FILE NAME : $FILES$

IF SHEET IS LESS THAN 560 X 865
REDUCED PRINT - USE GRAPHIC SCALES

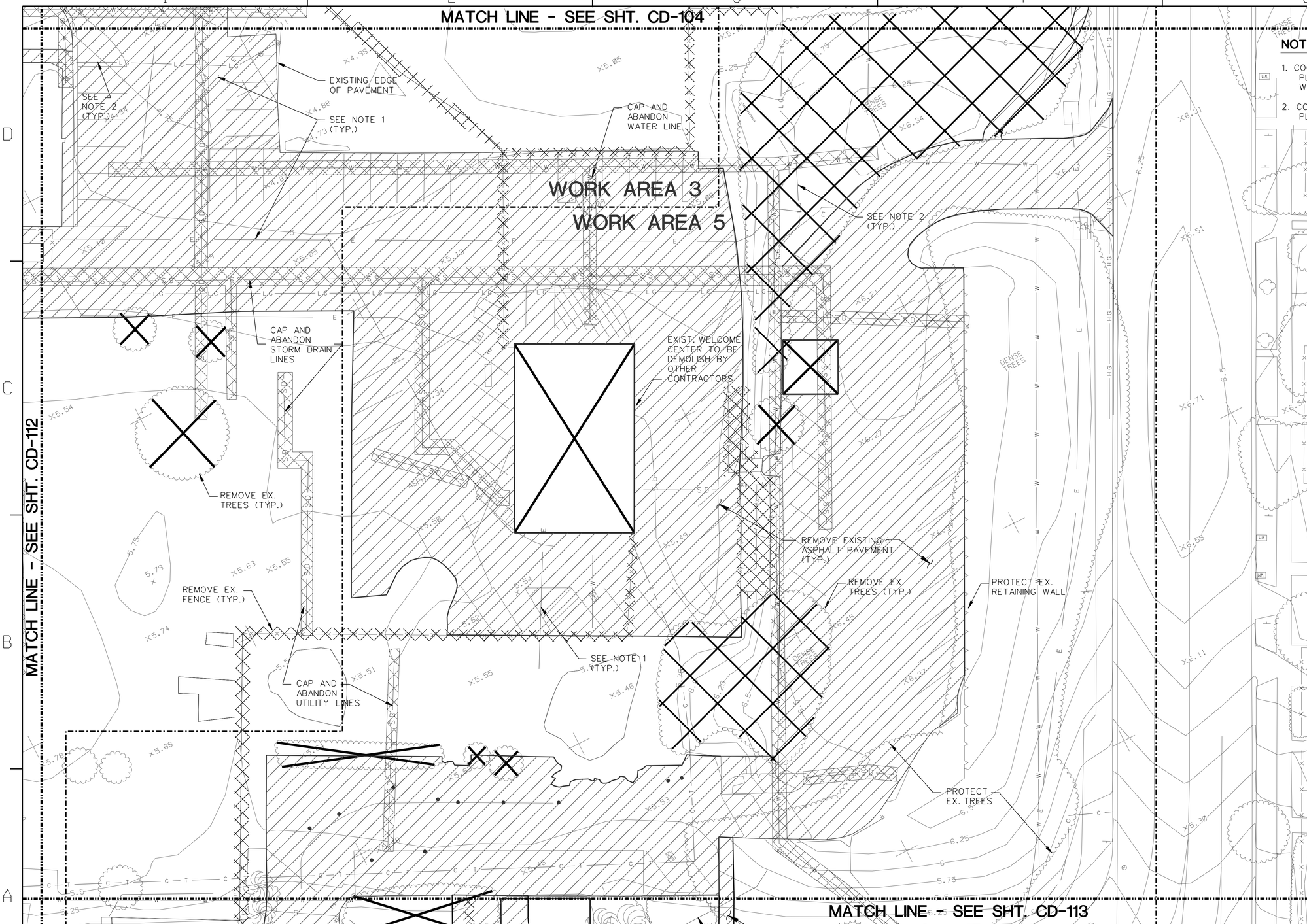

NOTES:

1. COORDINATE WITH ELECTRICAL PLANS FOR ELECTRICAL SITE WORK.
2. COORDINATE WITH MECHANICAL PLANS FOR GAS LINE WORK.

NORTH

SCALE: 1:200

0 1 2 3 4 5 10 15 20 M

NOTE: ALL DIMENSIONS ARE METRIC, U.O.N.

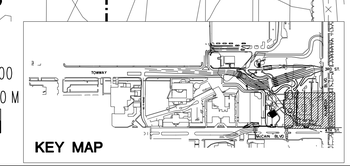

KEY MAP

RECORD DRAWINGS INFORMATION PROVIDED BY GENERAL CONTRACTOR. PROFESSIONAL STAMP AND SINGATURE ON DRAWING DOES NOT ATTEST TO THE ACCURACY OF THIS INFORMATION. ONLY THAT INFORMATION WAS TRANSFERRED TO ELECTRONIC FILE WITH REASONABLE CARE.

THE CONTRACTOR SHALL BE RESPONSIBLE FOR COORDINATING THE WORK AMONG THE VARIOUS TRADES AS NECESSARY TO AVOID CONFLICTS AND TO INSURE THE INSTALLATION OF ALL WORK WITHIN THE AVAILABLE SPACE.

SYM.	DESCRIPTION	DATE	APPR
	AS-BUILT CONDITIONS SHOWN	7-01-08	RDM

R. A. Burch Construction Co., Inc.
P.O. Box 1590
Ramona, CA 92065

WILDMAN & MORRIS
ARCHITECTS - ENGINEERS
201 MISSION ST. SUITE 540
SAN FRANCISCO, CA. 94105

REGISTERED PROFESSIONAL ENGINEER ROBERT G. MILLER CIVIL STATE OF CALIFORNIA
7/1/08
EXP. 3-31-09
SEAL

SUBMITTED BY
ACTIVITY - SATISFACTORY TO
DATE
APPROVED
FOR EFD FOR COMMANDER NAVFAC
DATE
A/E EFD
DESIGN
DRAWN
REVIEW
QC
CHIEF ARCH/ ENGR.
PROJECT MANAGER
FIRE PROTECTION
BRANCH MANAGER
DESIGN DIRECTOR

DEPARTMENT OF THE NAVY
NAVAL FACILITIES ENGINEERING COMMAND
NAVFAC SOUTHWEST
SAN DIEGO CALIFORNIA
NAS NORTH ISLAND CORONADO, CALIFORNIA

P759 BASE MAIN GATE AND ENTRANCE NAVAL AIR STATION, NORTH ISLAND

DEMOLITION PLAN

CODE ID. NO. 80091 SIZE D
SCALE:
EFD NO.
STA. PROJ. NO.
SPEC. NO. 11028065-002
CONSTR. CONTR. NO. N68711-02-D-8065-002
NAVFAC DRAWING NO. 8225692
SHEET OF
CD-111

DRAWFORM REVISION SEPT 2001

IF SHEET IS LESS THAN 560 X 865 REDUCED PRINT - USE GRAPHIC SCALES

REVDATE: 05/05/06

© 2005 WILDMAN & MORRIS INCORPORATED
PRINT DATE : $DATE$
FILE NAME : $FILES$

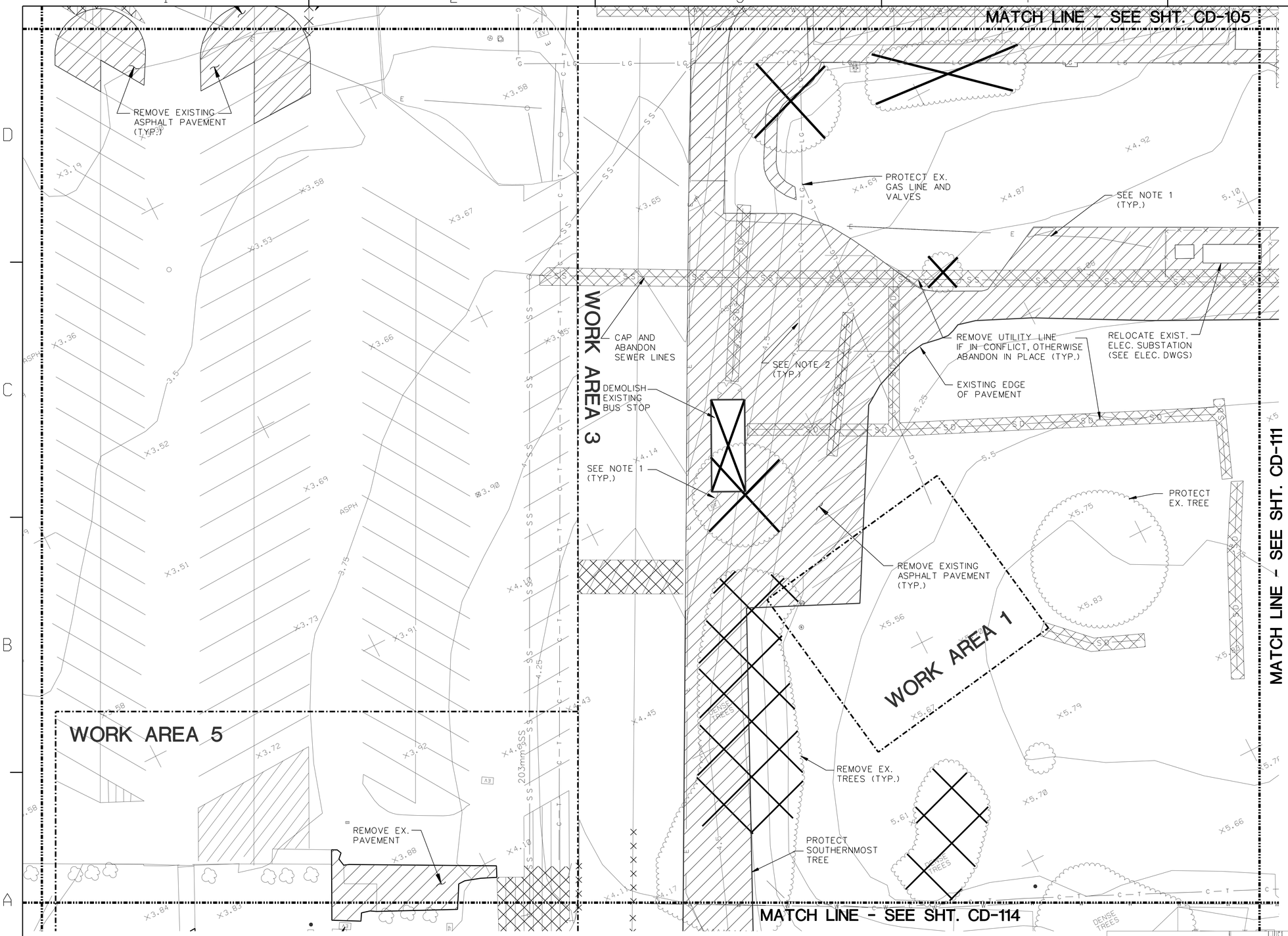

NOTES:

1. COORDINATE WITH ELECTRICAL PLANS FOR ELECTRICAL SITE WORK.
2. COORDINATE WITH MECHANICAL PLANS FOR GAS LINE WORK.

NORTH

SCALE: 1:200

0 1 2 3 4 5 10 15 20 M

NOTE: ALL DIMENSIONS ARE METRIC, U.O.N.

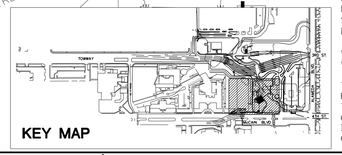

KEY MAP

RECORD DRAWINGS INFORMATION PROVIDED BY GENERAL CONTRACTOR. PROFESSIONAL STAMP AND SINGATURE ON DRAWING DOES NOT ATTEST TO THE ACCURACY OF THIS INFORMATION. ONLY THAT INFORMATION WAS TRANSFERRED TO ELECTRONIC FILE WITH REASONABLE CARE.

THE CONTRACTOR SHALL BE RESPONSIBLE FOR COORDINATING THE WORK AMONG THE VARIOUS TRADES AS NECESSARY TO AVOID CONFLICTS AND TO INSURE THE INSTALLATION OF ALL WORK WITHIN THE AVAILABLE SPACE.

SYM.	DESCRIPTION	DATE	APPR
	AS-BUILT CONDITIONS SHOWN	7-01-08	RDM

R. A. Burch Construction Co., Inc.
P.O. Box 1590
Ramona, CA 92065

WILDMAN & MORRIS
ARCHITECTS - ENGINEERS
201 MISSION ST. SUITE 540
SAN FRANCISCO, CA. 94105

REGISTERED PROFESSIONAL ENGINEER ROBERT G. MILLER CIVIL STATE OF CALIFORNIA
7/1/08
EXP. 3-31-09
SEAL

SUBMITTED BY
ACTIVITY - SATISFACTORY TO
DATE
APPROVED
FOR EFD FOR COMMANDER NAVFAC
DATE

A/E	EFD
DESIGN	
DRAWN	
REVIEW	
QC	
CHIEF ARCH/ ENGR.	

PROJECT MANAGER
FIRE PROTECTION
BRANCH MANAGER
DESIGN DIRECTOR

DEPARTMENT OF THE NAVY
NAVAL FACILITIES ENGINEERING COMMAND
NAVFAC SOUTHWEST
SAN DIEGO CALIFORNIA
NAS NORTH ISLAND CORONADO, CALIFORNIA

P759 BASE MAIN GATE AND ENTRANCE NAVAL AIR STATION, NORTH ISLAND

DEMOLITION PLAN

CODE ID. NO. 80091 SIZE D
SCALE:
EFD NO.
STA. PROJ. NO.
SPEC. NO. 11028065-002
CONSTR. CONTR. NO. N68711-02-D-8065-002
NAVFAC DRAWING NO. 8225693
SHEET OF
CD-112

DRAWFORM REVISION SEPT 2001

REVDATE: 05/05/06

© 2005 WILDMAN & MORRIS INCORPORATED
PRINT DATE : $DATE$
FILE NAME : $FILES$

IF SHEET IS LESS THAN 560 X 865 REDUCED PRINT - USE GRAPHIC SCALES

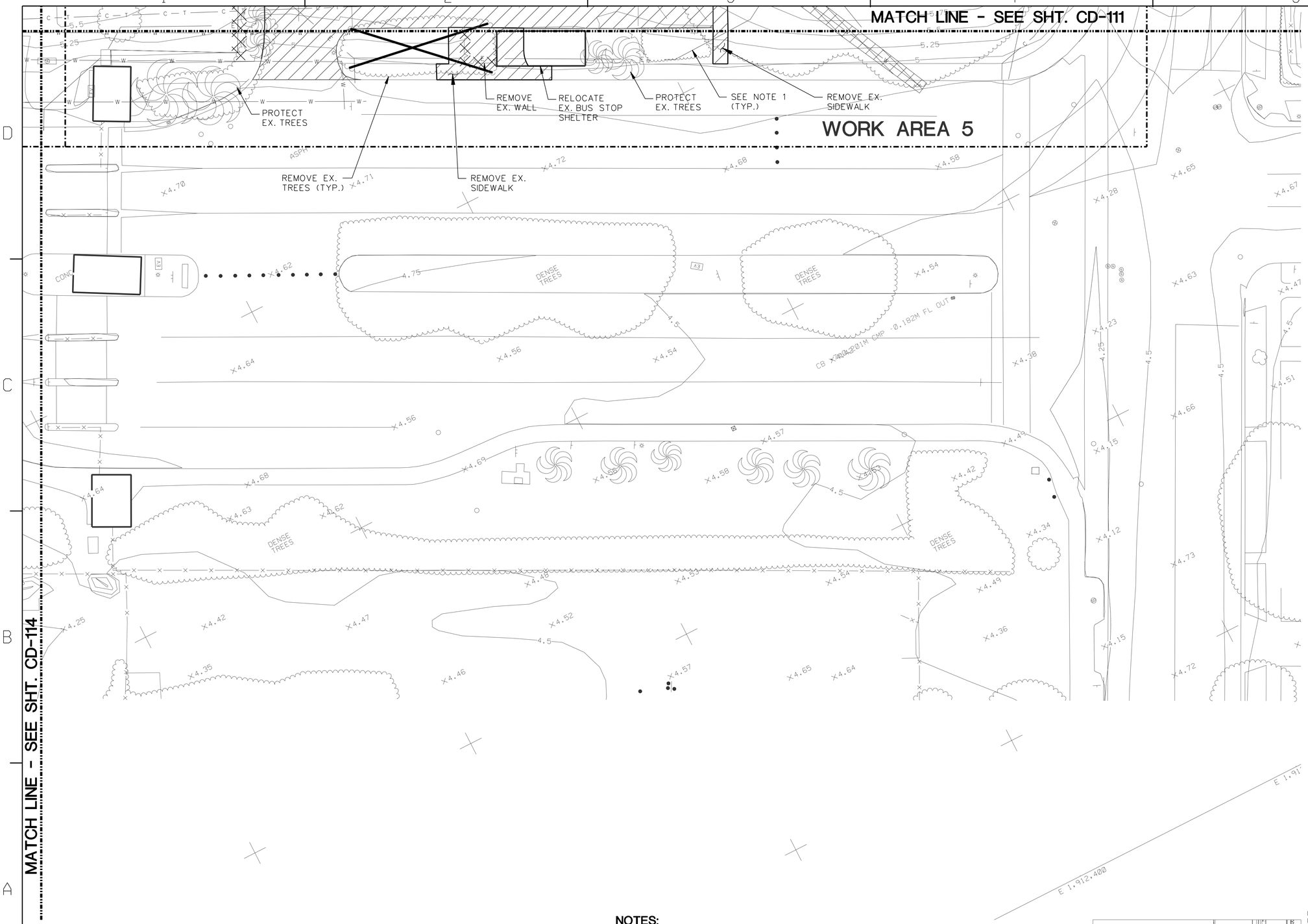

NOTES:

1. COORDINATE WITH ELECTRICAL PLANS FOR ELECTRICAL SITE WORK.
2. COORDINATE WITH MECHANICAL PLANS FOR GAS LINE WORK.

NORTH

SCALE: 1:200

0 1 2 3 4 5 10 15 20 M

NOTE: ALL DIMENSIONS ARE METRIC, U.O.N.

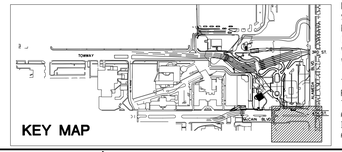

KEY MAP

RECORD DRAWINGS INFORMATION PROVIDED BY GENERAL CONTRACTOR. PROFESSIONAL STAMP AND SINGATURE ON DRAWING DOES NOT ATTEST TO THE ACCURACY OF THIS INFORMATION. ONLY THAT INFORMATION WAS TRANSFERRED TO ELECTRONIC FILE WITH REASONABLE CARE.

THE CONTRACTOR SHALL BE RESPONSIBLE FOR COORDINATING THE WORK AMONG THE VARIOUS TRADES AS NECESSARY TO AVOID CONFLICTS AND TO INSURE THE INSTALLATION OF ALL WORK WITHIN THE AVAILABLE SPACE.

SYM.	DESCRIPTION	DATE	APPR
	AS-BUILT CONDITIONS SHOWN	7-31-08	RDM

R. A. Burch Construction Co., Inc.
P.O. Box 1590
Ramona, CA 92065

WILDMAN & MORRIS
ARCHITECTS - ENGINEERS
201 MISSION ST. SUITE 540
SAN FRANCISCO, CA. 94105

REGISTERED PROFESSIONAL ENGINEER ROBERT G. MILLER C. CIVIL STATE OF CALIFORNIA
7/1/08
EXP. 3-31-09
SEAL

SUBMITTED BY
ACTIVITY - SATISFACTORY TO
DATE
APPROVED
FOR EFD FOR COMMANDER NAVFAC
DATE
A/E EFD
DESIGN
DRAWN
REVIEW
QC
CHIEF ARCH/ ENGR.
PROJECT MANAGER
FIRE PROTECTION
BRANCH MANAGER
DESIGN DIRECTOR

DEPARTMENT OF THE NAVY
NAVAL FACILITIES ENGINEERING COMMAND
NAVFAC SOUTHWEST
SAN DIEGO CALIFORNIA
NAS NORTH ISLAND CORONADO, CALIFORNIA

P759 BASE MAIN GATE AND ENTRANCE NAVAL AIR STATION, NORTH ISLAND

DEMOLITION PLAN

CODE ID. NO. 80091 SIZE D
SCALE:
EFD NO.
STA. PROJ. NO.
SPEC. NO. 11028065-002
CONSTR. CONTR. NO. N68711-02-D-8065-002
NAVFAC DRAWING NO. 8225694
SHEET OF
CD-113

DRAWFORM REVISION SEPT 2001

IF SHEET IS LESS THAN 560 X 865 REDUCED PRINT - USE GRAPHIC SCALES

REVDATE: 05/05/06

© 2005 WILDMAN & MORRIS INCORPORATED
PRINT DATE : $DATE$
FILE NAME : $FILES$

MATCH LINE - SEE SHT. CD-112

PROTECT EX. CATCH BASIN

PROTECT EX. UTILITY BOX

SEE NOTE 1 (TYP.)

WORK AREA 5

WORK AREA 3

REMOVE EX. SIDEWALK

REMOVE EX. PAVEMENT

REMOVE EX. SIDEWALK

MCCAIN BLVD

DENSE TREES

CB ⌀0.305M UNK -0.709M FL OUT

CB ⌀0.456M RCP -1.295M FL OUT

ASPH

CONC

MATCH LINE - SEE SHT. CD-115

MATCH LINE - SEE SHT. CD-113

NOTES:

1. COORDINATE WITH ELECTRICAL PLANS FOR ELECTRICAL SITE WORK.
2. COORDINATE WITH MECHANICAL PLANS FOR GAS LINE WORK.

NORTH

SCALE: 1:200

0 1 2 3 4 5 10 15 20 M

NOTE: ALL DIMENSIONS ARE METRIC, U.O.N.

KEY MAP

RECORD DRAWINGS INFORMATION PROVIDED BY GENERAL CONTRACTOR. PROFESSIONAL STAMP AND SINGATURE ON DRAWING DOES NOT ATTEST TO THE ACCURACY OF THIS INFORMATION. ONLY THAT INFORMATION WAS TRANSFERRED TO ELECTRONIC FILE WITH REASONABLE CARE.

THE CONTRACTOR SHALL BE RESPONSIBLE FOR COORDINATING THE WORK AMONG THE VARIOUS TRADES AS NECESSARY TO AVOID CONFLICTS AND TO INSURE THE INSTALLATION OF ALL WORK WITHIN THE AVAILABLE SPACE.

REVDATE: 05/05/06

© 2005 WILDMAN & MORRIS INCORPORATED
PRINT DATE : $DATE$
FILE NAME : $FILE$

IF SHEET IS LESS THAN 560 X 865 REDUCED PRINT - USE GRAPHIC SCALES

BDH	7-8-08	AS-BUILT CONDITIONS SHOWN	APPR	DATE	DESCRIPTION	SYM.

R. A. Burch
Construction Co., Inc.
P.O. Box 1590
Ramona, CA 92065

WILDMAN & MORRIS
ARCHITECTS · ENGINEERS
201 MISSION ST. SUITE 540
SAN FRANCISCO, CA. 94105

REGISTERED PROFESSIONAL ENGINEER ROBERT G. MILLER 7/1/08 STATE OF CALIFORNIA

EXP. 3-31-09

SEAL

SUBMITTED BY

ACTIVITY - SATISFACTORY TO

DATE

APPROVED

FOR EFD FOR COMMANDER NAVFAC

DATE

A/E	EFD
	DESIGN
	DRAWN
	REVIEW
	QC
	CHIEF ARCH/ ENGR.

PROJECT MANAGER

FIRE PROTECTION

BRANCH MANAGER

DESIGN DIRECTOR

DEPARTMENT OF THE NAVY
NAVAL FACILITIES ENGINEERING COMMAND
NAVFAC SOUTHWEST
SAN DIEGO CALIFORNIA
NAS NORTH ISLAND CORONADO, CALIFORNIA

P759 BASE MAIN GATE AND ENTRANCE
NAVAL AIR STATION, NORTH ISLAND

DEMOLITION PLAN

CODE ID NO. 80009 SIZE D

SCALE:

EFD NO.

STA. PROJ. NO.

SPEC. NO. 1102B065-002

CONSTR. CONTR. NO. N68711-02-D-8065-002

NAVFAC DRAWING NO. 8225695

SHEET OF

CD-114

DRAWFORM REVISION SEPT 2001

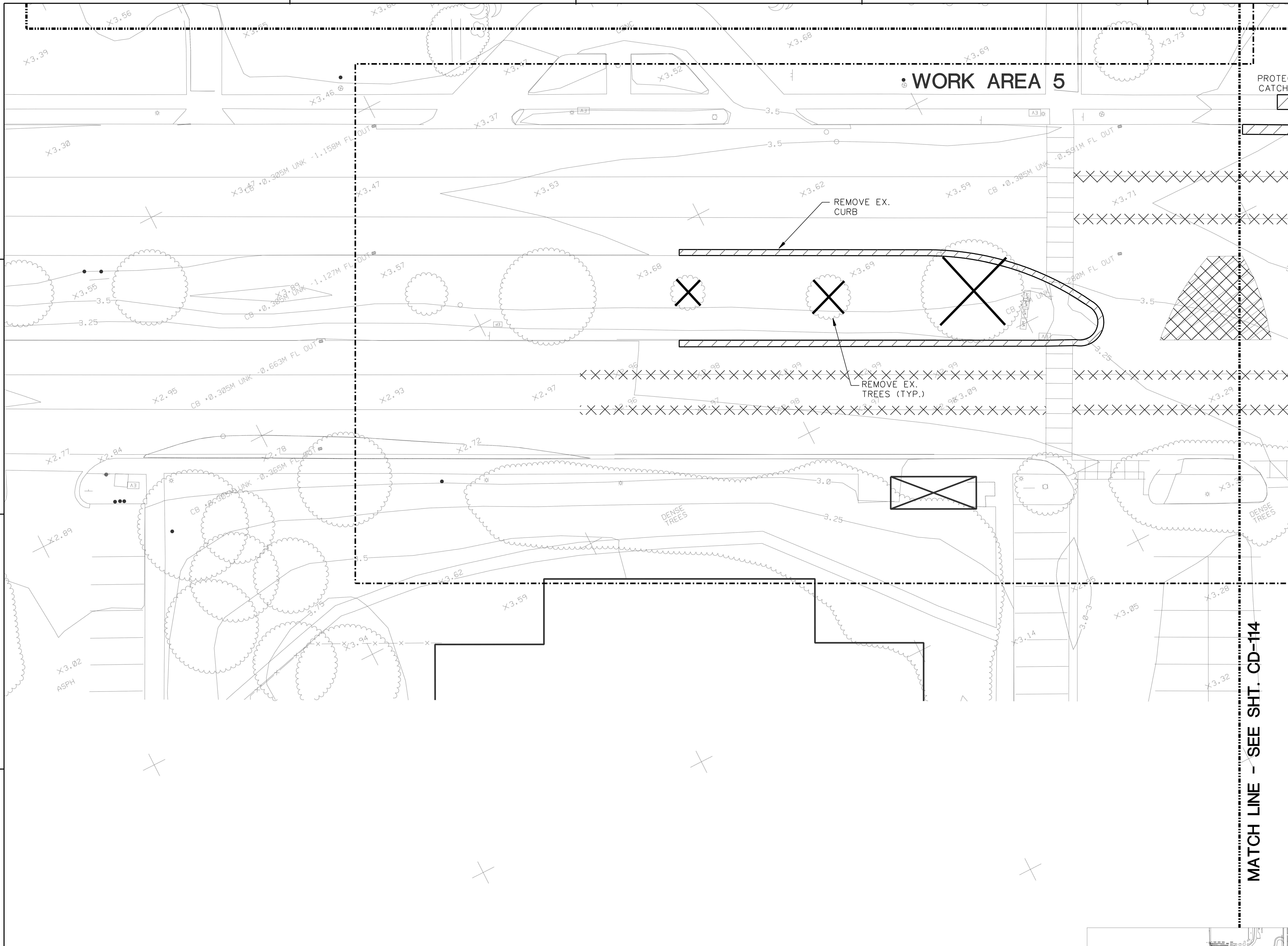

NORTH

SCALE: 1:200

0 1 2 3 4 5 10 15 20 M

NOTE: ALL DIMENSIONS ARE METRIC, U.O.N.

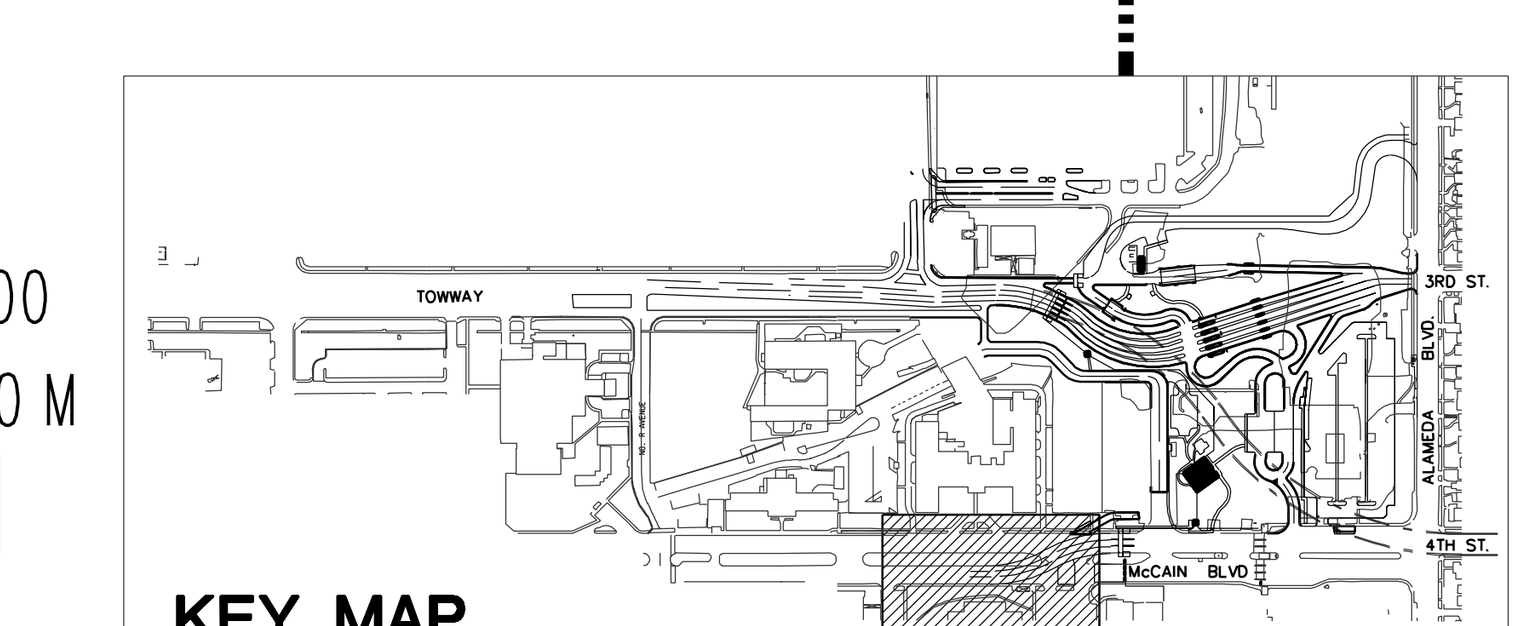

KEY MAP

RECORD DRAWINGS INFORMATION PROVIDED BY GENERAL CONTRACTOR. PROFESSIONAL STAMP AND SINGATURE ON DRAWING DOES NOT ATTEST TO THE ACCURACY OF THIS INFORMATION, ONLY THAT INFORMATION WAS TRANSFERRED TO ELECTRONIC FILE WITH REASONABLE CARE.

THE CONTRACTOR SHALL BE RESPONSIBLE FOR COORDINATING THE WORK AMONG THE VARIOUS TRADES AS NECESSARY TO AVOID CONFLICTS AND TO INSURE THE INSTALLATION OF ALL WORK WITHIN THE AVAILABLE SPACE.

SYM.	DESCRIPTION	DATE	APPR
	AS-BUILT CONDITIONS SHOWN	7-01-08	RGM

R. A. Burch
Construction Co., Inc.
P.O. Box 1590
Ramona, CA 92065

WILDMAN & MORRIS
ARCHITECTS · ENGINEERS
201 MISSION ST. SUITE 540
SAN FRANCISCO, CA. 94105

REGISTERED PROFESSIONAL ENGINEER ROBERT G. MILLER CIVIL STATE OF CALIFORNIA
7/1/08
EXP. 3-31-09
SEAL

SUBMITTED BY

ACTIVITY - SATISFACTORY TO

DATE

APPROVED

FOR EFD FOR COMMANDER NAVFAC

DATE

A/E		EFD
	DESIGN	
	DRAWN	
	REVIEW	
	QC	
	CHIEF ARCH./ ENGR.	

PROJECT MANAGER
FIRE PROTECTION
BRANCH MANAGER
DESIGN DIRECTOR

DEPARTMENT OF THE NAVY NAVAL FACILITIES ENGINEERING COMMAND
SAN DIEGO NAVFAC SOUTHWEST CALIFORNIA
NAS NORTH ISLAND CORONADO, CALIFORNIA

P759 BASE MAIN GATE AND ENTRANCE
NAVAL AIR STATION, NORTH ISLAND

DEMOLITION PLAN

CODE ID. NO. 80091 SIZE D
SCALE:
EFD NO.
STA. PROJ. NO.
SPEC. NO. 11028065-002
CONSTR. CONTR. NO. N68711-02-D-8065-002
NAVFAC DRAWING NO. 8225696
SHEET OF

CD-115

DRAWFORM REVISION SEPT 2001

IF SHEET IS LESS THAN 560 X 865
REDUCED PRINT - USE GRAPHIC SCALES

REVDATE: 05/05/06

© 2005 WILDMAN & MORRIS INCORPORATED
PRINT DATE : $DATE$
FILE NAME : $FILES$

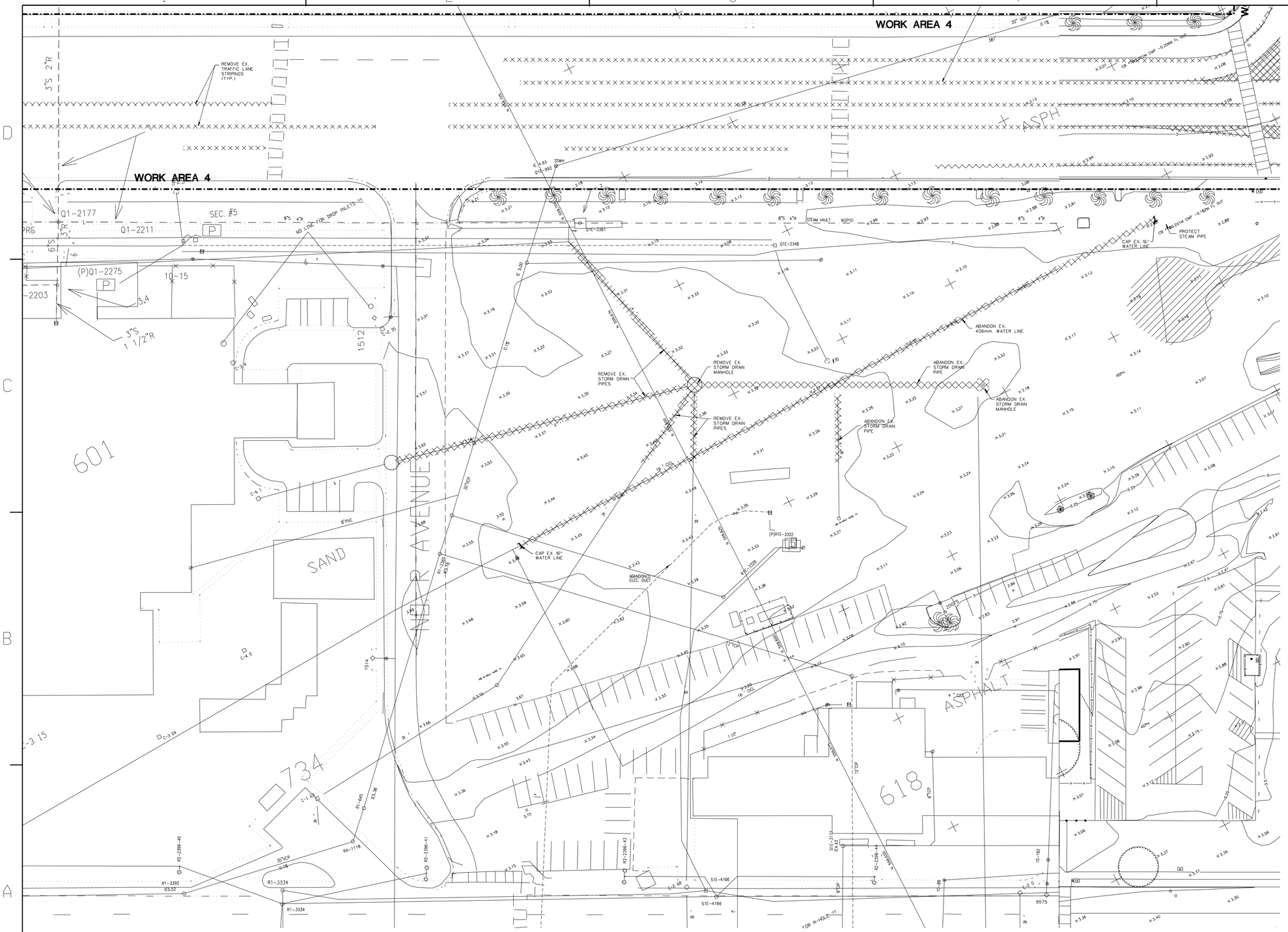

NOTES:

1. SEE SHEET CG-122 FOR GRADING.
   SEE SHEET CU-122 FOR UTILITY.

NORTH

SCALE: 1:400

0 2 4 6 8 10 20 30 40 M

NOTE: ALL DIMENSIONS ARE METRIC, U.O.N.

RECORD DRAWINGS INFORMATION PROVIDED BY GENERAL CONTRACTOR. PROFESSIONAL STAMP AND SINGATURE ON DRAWING DOES NOT ATTEST TO THE ACCURACY OF THIS INFORMATION, ONLY THAT INFORMATION WAS TRANSFERRED TO ELECTRONIC FILE WITH REASONABLE CARE.

THE CONTRACTOR SHALL BE RESPONSIBLE FOR COORDINATING THE WORK AMONG THE VARIOUS TRADES AS NECESSARY TO AVOID CONFLICTS AND TO INSURE THE INSTALLATION OF ALL WORK WITHIN THE AVAILABLE SPACE.

SYM.	DESCRIPTION	DATE	APPR
	AS-BUILT CONDITIONS SHOWN	7-01-08	RDM

R. A. Burch Construction Co., Inc.
P.O. Box 1590
Ramona, CA 92065

WILDMAN & MORRIS
ARCHITECTS · ENGINEERS
201 MISSION ST. SUITE 540
SAN FRANCISCO, CA. 94105

REGISTERED PROFESSIONAL ENGINEER
ROBERT G. MILLER
CIVIL
STATE OF CALIFORNIA
7/1/08
EXP. 3-31-09
SEAL

SUBMITTED BY

ACTIVITY - SATISFACTORY TO

DATE

APPROVED

FOR EFD FOR COMMANDER NAVFAC

DATE

A/E EFD

DESIGN
DRAWN
REVIEW
QC
CHIEF ARCH/ ENGR.
PROJECT MANAGER
FIRE PROTECTION
BRANCH MANAGER
DESIGN DIRECTOR

DEPARTMENT OF THE NAVY
NAVAL FACILITIES ENGINEERING COMMAND
NAVFAC SOUTHWEST
SAN DIEGO CALIFORNIA
NAS NORTH ISLAND CORONADO, CALIFORNIA

P759 BASE MAIN GATE AND ENTRANCE NAVAL AIR STATION, NORTH ISLAND

"R" AVENUE DEMOLITION PLAN

CODE ID. NO. 000PH SIZE D
SCALE:
EFD NO.
STA. PROJ. NO.
SPEC. NO. 11028065-002
CONSTR. CONTR. NO. N68711-02-D-8065-002
NAVFAC DRAWING NO. 8225746
SHEET OF
CD-122

DRAWFORM REVISION SEPT 2001

IF SHEET IS LESS THAN 560 X 865
REDUCED PRINT - USE GRAPHIC SCALES

REVDATE: 05/05/06

© 2005 WILDMAN & MORRIS INCORPORATED
PRINT DATE : $DATE$
FILE NAME : $FILES$

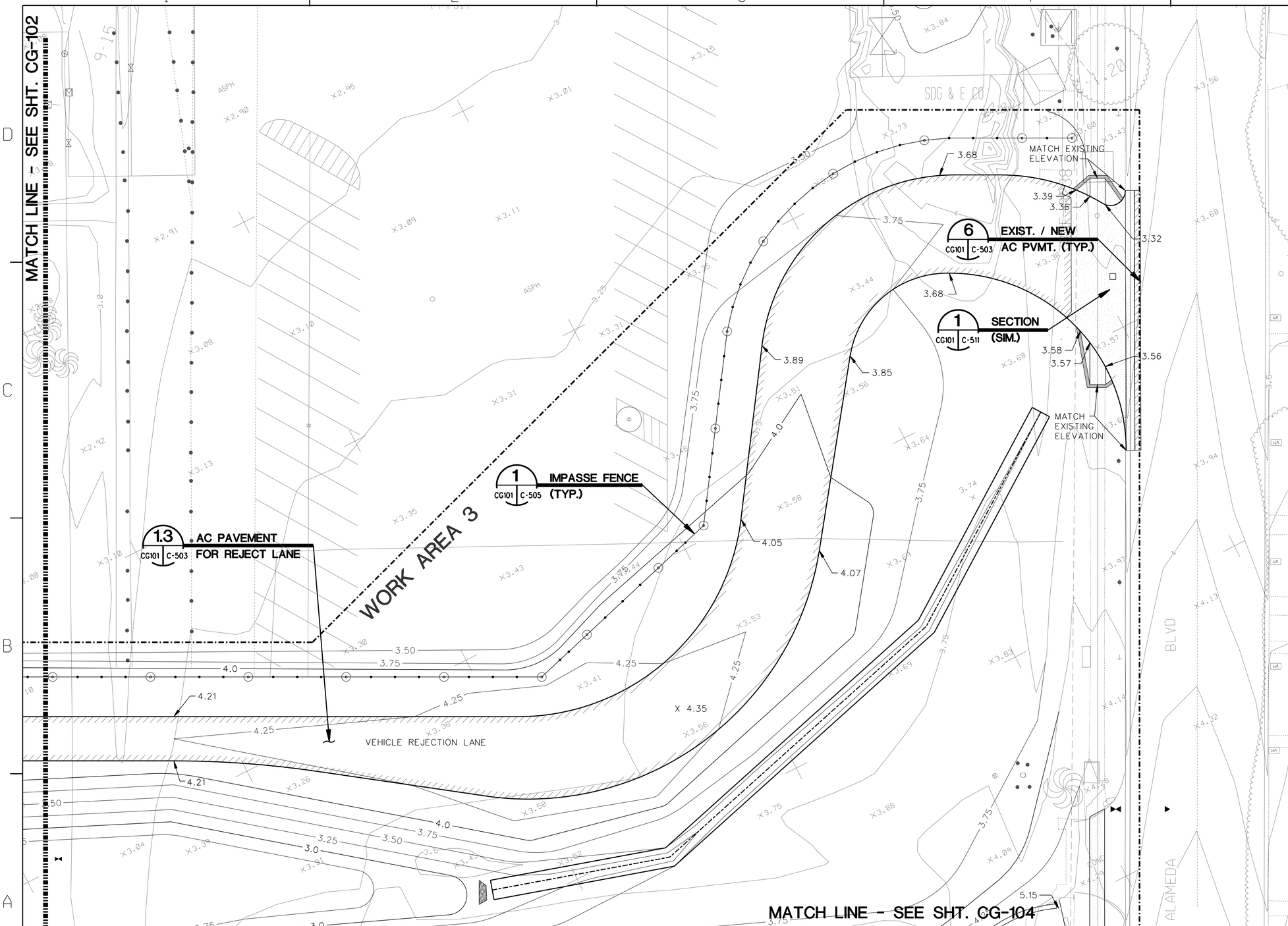

NOTES:

1. SEE SHEETS CS101-CS115 FOR DIMENSIONS OF STRUCTURES AND ROADS.
2. HANDICAP RAMPS ON ALAMEDA SHALL HAVE A 300mm WIDE BORDER WITH 6mm GROOVES APPROX. 19mm O.C.

NORTH

SCALE: 1:200

0 1 2 3 4 5 10 15 20 M

NOTE: ALL DIMENSIONS ARE METRIC, U.O.N.

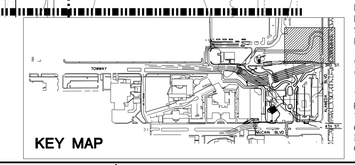

KEY MAP

RECORD DRAWINGS INFORMATION PROVIDED BY GENERAL CONTRACTOR. PROFESSIONAL STAMP AND SINGATURE ON DRAWING DOES NOT ATTEST TO THE ACCURACY OF THIS INFORMATION. ONLY THAT INFORMATION WAS TRANSFERRED TO ELECTRONIC FILE WITH REASONABLE CARE.

THE CONTRACTOR SHALL BE RESPONSIBLE FOR COORDINATING THE WORK AMONG THE VARIOUS TRADES AS NECESSARY TO AVOID CONFLICTS AND TO INSURE THE INSTALLATION OF ALL WORK WITHIN THE AVAILABLE SPACE.

AS-BUILT CONDITIONS SHOWN

SYM.	DESCRIPTION	DATE	APPR
		7-01-08	RDM

R. A. Burch Construction Co., Inc.
P.O. Box 1590
Ramona, CA 92065

WILDMAN & MORRIS
ARCHITECTS - ENGINEERS
201 MISSION ST. SUITE 540
SAN FRANCISCO, CA. 94105

REGISTERED PROFESSIONAL ENGINEER ROBERT G. MILLER CIVIL STATE OF CALIFORNIA
7/1/08
EXP. 3-31-09
SEAL

SUBMITTED BY
ACTIVITY - SATISFACTORY TO
DATE
APPROVED
FOR EFD FOR COMMANDER NAVFAC
DATE

A/E	EFD
DESIGN	
DRAWN	
REVIEW	
QC	
CHIEF ARCH/ ENGR.	

PROJECT MANAGER
FIRE PROTECTION
BRANCH MANAGER
DESIGN DIRECTOR

DEPARTMENT OF THE NAVY
NAVAL FACILITIES ENGINEERING COMMAND
NAVFAC SOUTHWEST
SAN DIEGO CALIFORNIA
NAS NORTH ISLAND CORONADO, CALIFORNIA

P759 BASE MAIN GATE AND ENTRANCE NAVAL AIR STATION, NORTH ISLAND

GRADING AND PAVING PLAN

CODE ID. NO. 80091 SIZE D
SCALE:
EFD NO.
STA. PROJ. NO.
SPEC. NO. 11028065-002
CONSTR. CONTR. NO. N68711-02-D-8065-002
NAVFAC DRAWING NO. 8225697
SHEET OF
CG-101

DRAWFORM REVISION SEPT 2001

IF SHEET IS LESS THAN 560 X 865 REDUCED PRINT - USE GRAPHIC SCALES

REVDATE: 05/05/06

© 2005 WILDMAN & MORRIS INCORPORATED
PRINT DATE : $DATE$
FILE NAME : $FILES$

MATCH LINE - SEE SHT. CG-103

1.1 CG103 C-503 AC PAVEMENT

7 CG102 C-502 CONCRETE CURB (TYP.)

4 CG102 C-506 CHAIN-LINK FENCE (TYP.)

5 CG102 C-503 PEDESTRIAN WALKWAY (TYP.)

1.3 CG102 C-503 AC PAVEMENT FOR REJECT LANE

1 CG102 C-505 IMPASSE FENCE (TYP.)

6 CG103 C-503 EXIST. / NEW AC PAVEMENT (TYP.)

4 CG102 C-504 CONC. PAD

CONFORM CURBS TO EXIST. GRADE (TYP.)

EMERGENCY GENERATOR ENCLOSURE S.A.D. 3.84

GENERATOR CONC. PAD

WORK AREA 2

WORK AREA 4

WORK AREA 4

WORK AREA 3

VEHICLE REJECTION LANE

MATCH LINE - SEE SHT. CG-101

MATCH LINE - SEE SHT. CG-105

TC 3.96

TC 3.96

INV. 2.90

TC 4.30

BC 4.15

BC 4.14

Q3E-1398

Q4E-930

NOTES:

1. SEE SHEETS CS101-CS115 FOR DIMENSIONS OF STRUCTURES AND ROADS.

NORTH

SCALE: 1:200

0 1 2 3 4 5 10 15 20 M

NOTE: ALL DIMENSIONS ARE METRIC, U.O.N.

KEY MAP

RECORD DRAWINGS INFORMATION PROVIDED BY GENERAL CONTRACTOR. PROFESSIONAL STAMP AND SINGATURE ON DRAWING DOES NOT ATTEST TO THE ACCURACY OF THIS INFORMATION. ONLY THAT INFORMATION WAS TRANSFERRED TO ELECTRONIC FILE WITH REASONABLE CARE.

THE CONTRACTOR SHALL BE RESPONSIBLE FOR COORDINATING THE WORK AMONG THE VARIOUS TRADES AS NECESSARY TO AVOID CONFLICTS AND TO INSURE THE INSTALLATION OF ALL WORK WITHIN THE AVAILABLE SPACE.

BDM		APPR
7-8-08		DATE
AS-BUILT CONDITIONS SHOWN		DESCRIPTION
		SYM.

R. A. Burch Construction Co., Inc.
P.O. Box 1590
Ramona, CA 92065

WILDMAN & MORRIS
ARCHITECTS · ENGINEERS
201 MISSION ST. SUITE 540
SAN FRANCISCO, CA. 94105

REGISTERED PROFESSIONAL ENGINEER ROBERT G. MILLER 7/1/08 STATE OF CALIFORNIA
EXP. 3-31-09
SEAL

SUBMITTED BY
ACTIVITY - SATISFACTORY TO
DATE
APPROVED
FOR EFD FOR COMMANDER NAVFAC
DATE

A/E	EFD
	DESIGN
	DRAWN
	REVIEW
	QC
	CHIEF ARCH/ ENGR.
PROJECT MANAGER	
FIRE PROTECTION	
BRANCH MANAGER	
DESIGN DIRECTOR	

DEPARTMENT OF THE NAVY
NAVFAC SOUTHWEST
SAN DIEGO
NAS NORTH ISLAND

NAVAL FACILITIES ENGINEERING COMMAND
CALIFORNIA
CORONADO, CALIFORNIA

P759 BASE MAIN GATE AND ENTRANCE
NAVAL AIR STATION, NORTH ISLAND

GRADING AND PAVING PLAN

CODE ID.NO.88891	SIZE D
SCALE:	
EFD NO.	
STA./PROJ. NO.	
SPEC. NO.	11020065-002
CONSTR. CONTR. NO.	N68711-02-D-8065-002
NAVFAC DRAWING NO.	8225698
SHEET	OF

CG-102

DRAWFORM REVISION SEPT. 2001

REVDATE: 05/05/06

© 2005 WILDMAN & MORRIS INCORPORATED
PRINT DATE : $DATE$
FILE NAME : $FILE$

IF SHEET IS LESS THAN 560 X 865 REDUCED PRINT - USE GRAPHIC SCALES

NOTES:

1. SEE SHEETS CS101-CS115 FOR DIMENSIONS OF STRUCTURES AND ROADS.

6 CG103 C-501 PEDESTRIAN RAMP (TYP.)

7 CG103 C-502 CONCRETE CURB (TYP.)

3 CG103 C-502 PARKING LOT ISLAND (TYP.)

6 CG103 C-503 EXIST. / NEW AC PAVEMENT (TYP.)

1.1 CG103 C-503 AC PAVEMENT

5 CG103 C-503 PEDESTRAIN WALKWAY (TYP.)

WORK AREA 2

WORK AREA 4

MATCH LINE - SEE SHT. CG-102

MATCH LINE - SEE SHT. CG-106

CONFORM TO EX. GRADE

CONFORM TO EXIST. PAVEMENT ELEVATIONS

CONFORM TO EX. SIDEWALK WIDTH AND ELEVATIONS

NEW AC PAVEMENT (TYP.)

TC 3.41 BC 3.26
TC 3.25 BC 3.25
TC 3.24 BC 3.24
TC 3.38 BC 3.23
TC 3.34 BC 3.19
TC 3.24 BC 3.09
TC 3.22 BC 3.07
TC 3.23 BC 3.08
TC 3.05 BC 3.05
TC 3.03 BC 3.03
TC 3.17 BC 3.02
TC 3.15 BC 3.00

NORTH

SCALE: 0 1 2 3 4 5 10 15 20 M 1:200

NOTE: ALL DIMENSIONS ARE METRIC, U.O.N.

KEY MAP

RECORD DRAWINGS INFORMATION PROVIDED BY GENERAL CONTRACTOR. PROFESSIONAL STAMP AND SINGATURE ON DRAWING DOES NOT ATTEST TO THE ACCURACY OF THIS INFORMATION. ONLY THAT INFORMATION WAS TRANSFERRED TO ELECTRONIC FILE WITH REASONABLE CARE.

THE CONTRACTOR SHALL BE RESPONSIBLE FOR COORDINATING THE WORK AMONG THE VARIOUS TRADES AS NECESSARY TO AVOID CONFLICTS AND TO INSURE THE INSTALLATION OF ALL WORK WITHIN THE AVAILABLE SPACE.

AS-BUILT CONDITIONS SHOWN

SYM.	DESCRIPTION	DATE	APPR
RDM		7-8-08	

R. A. Burch Construction Co., Inc.
P.O. Box 1590
Ramona, CA 92065

WILDMAN & MORRIS
ARCHITECTS · ENGINEERS
201 MISSION ST. SUITE 540
SAN FRANCISCO, CA. 94105

REGISTERED PROFESSIONAL ENGINEER ROBERT G. MILLER 7/1/08 STATE OF CALIFORNIA
EXP. 3-31-09
SEAL

SUBMITTED BY
ACTIVITY - SATISFACTORY TO
DATE
APPROVED
FOR EFD FOR COMMANDER NAVFAC
DATE

A/E	EFD
	DESIGN
	DRAWN
	REVIEW
	QC
	CHIEF ARCH/ ENGR.
	PROJECT MANAGER
	FIRE PROTECTION
	BRANCH MANAGER
	DESIGN DIRECTOR

NAVAL FACILITIES ENGINEERING COMMAND
DEPARTMENT OF THE NAVY
NAVFAC SOUTHWEST
SAN DIEGO CALIFORNIA
NAS NORTH ISLAND CORONADO, CALIFORNIA

P759 BASE MAIN GATE AND ENTRANCE
NAVAL AIR STATION, NORTH ISLAND

GRADING AND PAVING PLAN

CODE ID.NO.88891	SIZE D
SCALE:	
EFD NO.	
STA./PROJ.NO.	
SPEC. NO.	11020865-002
CONSTR. CONTR. NO.	N68711-02-D-8065-002
NAVFAC DRAWING NO.	8225699
SHEET	OF
	CG-103

DRAWFORM REVISION SEPT 2001

IF SHEET IS LESS THAN 560 X 865 REDUCED PRINT - USE GRAPHIC SCALES

© 2005 WILDMAN & MORRIS INCORPORATED
PRINT DATE : $DATE$
FILE NAME : $FILE$

REVDATE: 05/05/06

MATCH LINE - SEE SHT. CG-101

MATCH LINE - SEE SHT. CG-105

MATCH LINE - SEE SHT. CG-111

WORK AREA 3

WORK AREA 5

INV. 3.12

TC 4.40
BC 4.25

CURB CUT

COMMERCIAL VEHICLE INSPECTION LANE

TC 4.65
BC 4.50

152mm THICK CONCRETE SWALE

3.048

0.5% MIN.

TC 4.40
BC 4.25

INV. 3.18

INV. 3.35

INV. 3.30

TC 4.55
BC 4.40

1.4 CG104 C-503 AC PAVEMENT FROM ALAMEDA TO COLORADO ST.

PVMT. TYPE DIFFERENTIATION (TYP.)

1 CG104 C-511 PAVEMENT SECTION

1.3 CG104 C-503 AC PAVEMENT FROM ALAMEDA TO McCAIN

1.1 CG104 C-503 AC PAVEMENT (TYP.)

6 CG104 C-504 CONC. CENTER ISLAND 2 (TYP.)

RAD DEVICES

7 CG104 C-502 CONCRETE CURB (TYP.)

TC 4.55
BC 4.55

TC 4.72
BC 4.57

HP
TC 4.82
BC 4.67

TC 4.78
BC 4.63

TC 4.74
BC 4.59

TC 4.66
BC 4.51

TC 4.53
BC 4.53

X 4.74
(HP)

X 4.61

X 4.53

TC 4.87
BC 4.72

X 4.73

TC 4.79
BC 4.79

TC 4.96
BC 4.81

TC 4.89
BC 4.74

TC 4.77
BC 4.77

TC 4.69
BC 4.54

TC 4.78
BC 4.63

TC 4.59
BC 4.44

TC 4.62
BC 4.47

TC 4.55
BC 4.40

X 5.43

5.58

5.50

TC 5.66
BC 5.51

TC 4.46
BC 4.31

TOP 4.47
INV 3.91

1 CG104 C-504 BOLLARD (TYP.)

TOP 4.45
INV 3.79

5.45

5.49

TC 4.42
BC 4.27

TC 5.65
BC 5.50

TC 5.73
BC 5.58

TC 5.70
BC 5.55

X 5.54

X 5.52

X 5.56

TC 5.72
BC 5.57

TC 5.80
BC 5.65

INV 3.99

TC 5.61
BC 5.46

TC 5.62
BC 5.47

TC 5.67
BC 5.52

BOLLARD SLEEVES

CB
TOP 4.21
INV 3.78

INV. 3.56

INV. 3.63

TC 4.89
BC 4.74

TC 5.03
BC 4.88

TC 5.28
BC 5.13

5 CG104 C-502 WHEEL STOP (TYP.)

TC 5.08
BC 4.93

CURB CUT

TC 5.10
BC 4.95

TC 5.02
BC 4.87

TC 5.06
BC 4.91

TC 5.11
BC 4.96

TC 5.65
BC 5.5

TC 5.76
BC 5.61

1.2 CG104 C-503 AC PAVEMENT (TYP.)

TC 5.22
BC 5.07

TC 5.12
BC 4.97

TC 5.20
BC 5.05

TC 5.18
BC 5.03

TC 5.52
BC 5.37

TC 5.90
BC 5.75

TC 5.70
BC 5.55

CURB CUT

TC 5.40
BC 5.25

TC 5.40
BC 5.25

A-2

A-2

A-2

A-2

A-2

NOTES:

1. SEE SHEETS CS101-CS115 FOR DIMENSIONS OF STRUCTURES AND ROADS.
2. HANDICAP RAMPS ON ALAMEDA SHALL HAVE A 300mm WIDE BORDER WITH 6mm GROOVES APPROX. 19mm O.C.

NORTH

SCALE: 1:200

0 1 2 3 4 5 10 15 20 M

NOTE: ALL DIMENSIONS ARE METRIC, U.O.N.

KEY MAP

RECORD DRAWINGS INFORMATION PROVIDED BY GENERAL CONTRACTOR. PROFESSIONAL STAMP AND SINGATURE ON DRAWING DOES NOT ATTEST TO THE ACCURACY OF THIS INFORMATION. ONLY THAT INFORMATION WAS TRANSFERRED TO ELECTRONIC FILE WITH REASONABLE CARE.

THE CONTRACTOR SHALL BE RESPONSIBLE FOR COORDINATING THE WORK AMONG THE VARIOUS TRADES AS NECESSARY TO AVOID CONFLICTS AND TO INSURE THE INSTALLATION OF ALL WORK WITHIN THE AVAILABLE SPACE.

AS-BUILT CONDITIONS SHOWN	DESCRIPTION	DATE	APPR
		7-8-08	RDM

R. A. Burch Construction Co., Inc.
P.O. Box 1590
Ramona, CA 92065

WILDMAN & MORRIS
ARCHITECTS · ENGINEERS
201 MISSION ST. SUITE 540
SAN FRANCISCO, CA. 94105

REGISTERED PROFESSIONAL ENGINEER ROBERT G. MILLER 7/1/08 STATE OF CALIFORNIA
EXP. 3-31-09
SEAL

SUBMITTED BY

ACTIVITY - SATISFACTORY TO

DATE

APPROVED

FOR EFD FOR COMMANDER NAVFAC

DATE

A/E	EFD
DESIGN	
DRAWN	
REVIEW	
QC	
CHIEF ARCH/ ENGR.	

PROJECT MANAGER
FIRE PROTECTION
BRANCH MANAGER
DESIGN DIRECTOR

DEPARTMENT OF THE NAVY
NAVFAC SOUTHWEST
SAN DIEGO
NAS NORTH ISLAND

NAVAL FACILITIES ENGINEERING COMMAND
CALIFORNIA
CORONADO, CALIFORNIA

P759 BASE MAIN GATE AND ENTRANCE
NAVAL AIR STATION, NORTH ISLAND

GRADING AND PAVING PLAN

CODE ID.NO. 80091 SIZE D

SCALE:

EFD NO.

STA. PROJ. NO.

SPEC. NO. 11028065-002

CONSTR. CONTR. NO. N68711-02-D-8065-002

NAVFAC DRAWING NO. 8225700

SHEET OF

CG-104

DRAWFORM REVISION SEPT 2001

REVDATE: 05/05/06

© 2005 WILDMAN & MORRIS INCORPORATED
PRINT DATE : $DATE$
FILE NAME : $FILES$

IF SHEET IS LESS THAN 560 X 865 REDUCED PRINT - USE GRAPHIC SCALES

MATCH LINE - SEE SHT. CG-106

MATCH LINE - SEE SHT. CG-104

MATCH LINE - SEE SHT. CG-112

WORK AREA 3
WORK AREA 4

1.3 CG105 C-503 AC PAVEMENT FOR REJECT LANE

1.4 CG105 C-503 AC PAVEMENT FROM ALAMEDA TO COLORADO ST.

3 CG105 C-503 CONC. PVMT.

5 CG105 C-503 SIDEWALK (TYP.)

1 CG105 C-512 CONCRETE PVMT. SECTION

1 CG105 C-505 IMPASSE FENCE (TYP.)

6 CG112 C-502 EXIST. / NEW AC PVMT. (TYP.)

1.1 CG105 C-503 AC PAVEMENT (TYP.)

7 CG105 C-504 BULL NOSE (TYP.)

7 CG105 C-502 CONCRETE CURB (TYP.)

6 CG105 C-504 CONC. CENTER ISLAND 2 (TYP.)

GATE HOUSE FF 4.12

RELOCATED GATE (APPROX. 8.5m WIDE)

K-8 GRAB BARRIER

SEE NOTE 2

CB TOP 3.57 INV 2.41

CB TOP 3.68 INV 2.60

CB TOP 3.71 INV 3.24

CB TOP 3.72 INV 3.19

CB TOP 3.76 INV 3.30

CB TOP 4.21 INV 3.78

SDMH INV 2.30

CONC. PAD

CURB CUT

PVMT. TYPE DIFFERENTIATION (TYP.)

VEHICLE CONTROL ARMS (TYP.)

POV INSPECTION AREA

DRIVER SHELTER TYP. OF 2

SHELTER

FLAG POLE

SENTRY BOOTHS

COMMERCIAL VEHICLE INSPECTION AREA

POV INSPECTION LANE

OVERWATCH TOWER

COLD PLANNING 50mm (TYP.)

SIDEWALK

VEHICLE REJECTION LANE

CURB CUT

END OF TUNNEL

INV. 2.90

INV. 4.11

TC 3.96 BC 3.81

TC 3.91 BC 3.76

TC 3.887 BC 3.735

TC 3.93 BC 3.78

TC 3.89 BC 3.74

TC 3.95 BC 3.80

TC 3.97 BC 3.82

TC 3.98 BC 3.83

TC 4.02 BC 3.87

TC 4.0 BC 3.85

TC 4.04 BC 3.89

TC 4.05 BC 3.90

TC 4.16 BC 4.01

TC 4.26 BC 4.11

TC 4.33 BC 4.18

TC 4.29 BC 4.14

TC 4.30 BC 4.15

TC 4.28 BC 4.11

TC 4.15 BC 4.0

TC 4.22 BC 4.07

TC 4.07 BC 3.92

TC 4.18 BC 4.03

TC 4.19 BC 4.04

TC 4.17 BC 4.02

TC 4.75 BC 4.60

TC 4.50 BC 4.35

TC 4.10

HP TC 4.062 BC 3.910

HP TC 4.062 BC 3.990

X 3.76

X 3.86

X 3.92

X 4.07

X 4.12

X 4.06

X 4.10

X 4.20

X 3.849

X HP 4.002

3.868
3.716

3.735

NOTES:

1. SEE SHEETS CS101-CS115 FOR DIMENSIONS OF STRUCTURES AND ROADS.
2. EXCAVATE THE EXISTING SOIL TO A DEPTH OF AT LEAST 1.2m BELOW THE EXISING GROUND SURFACE OR 610mm BELOW BOTTOM OF FOOTING, WHICHEVER IS LOWER, AND TO A DISTANCE OF 3m OUTSIDE THE PERIMETER OF FOOTING WALL. INSTALL TENSAR BX 1200 GEOGRID 300mm OF 19mm CRUSHED ROCK AND MIRAFI140N FILTER FABRIC.

NORTH

SCALE: 1:200
0 1 2 3 4 5 10 15 20 M

NOTE: ALL DIMENSIONS ARE METRIC, U.O.N.

KEY MAP

RECORD DRAWINGS INFORMATION PROVIDED BY GENERAL CONTRACTOR. PROFESSIONAL STAMP AND SINGATURE ON DRAWING DOES NOT ATTEST TO THE ACCURACY OF THIS INFORMATION. ONLY THAT INFORMATION WAS TRANSFERRED TO ELECTRONIC FILE WITH REASONABLE CARE.

THE CONTRACTOR SHALL BE RESPONSIBLE FOR COORDINATING THE WORK AMONG THE VARIOUS TRADES AS NECESSARY TO AVOID CONFLICTS AND TO INSURE THE INSTALLATION OF ALL WORK WITHIN THE AVAILABLE SPACE.

BDM	7-8-08	AS-BUILT CONDITIONS SHOWN	STAL
		DESCRIPTION	APPR
		DATE	

R. A. Burch Construction Co., Inc.
P.O. Box 1590
Ramona, CA 92065

WILDMAN & MORRIS
ARCHITECTS · ENGINEERS
201 MISSION ST. SUITE 540
SAN FRANCISCO, CA. 94105

REGISTERED PROFESSIONAL ENGINEER ROBERT G. MILLER STATE OF CALIFORNIA
7/1/08
EXP. 3-31-09
SEAL

SUBMITTED BY
ACTIVITY - SATISFACTORY TO
DATE
APPROVED
FOR EFD FOR COMMANDER NAVFAC
DATE

A/E	EFD
	DESIGN
	DRAWN
	REVIEW
	QC
	CHIEF ARCH/ ENGR.
PROJECT MANAGER	
FIRE PROTECTION	
BRANCH MANAGER	
DESIGN DIRECTOR	

DEPARTMENT OF THE NAVY
NAVFAC SOUTHWEST
SAN DIEGO
NAS NORTH ISLAND

NAVAL FACILITIES ENGINEERING COMMAND
CALIFORNIA
CORONADO, CALIFORNIA

P759 BASE MAIN GATE AND ENTRANCE
NAVAL AIR STATION, NORTH ISLAND

GRADING AND PAVING PLAN

CODE ID NO. 88091	SIZE D
SCALE:	
EFD NO.	
STA./PROJ. NO.	
SPEC. NO.	11028065-002
CONSTR. CONTR. NO.	N68711-02-D-8065-002
NAVFAC DRAWING NO.	8225701
SHEET	OF

CG-105

DRAWFORM REVISION SEPT 2001

REVDATE: 05/05/06

© 2005 WILDMAN & MORRIS INCORPORATED
PRINT DATE : $DATE$
FILE NAME : $FILE$

IF SHEET IS LESS THAN 560 X 865 REDUCED PRINT - USE GRAPHIC SCALES

MATCH LINE - SEE SHT. CG-103

WORK AREA 4

NOTES:

1. SEE SHEETS CS101-CS115 FOR DIMENSIONS OF STRUCTURES AND ROADS.

5 SIDEWALK (TYP.) — CG106 C-503

1.4 AC PAVEMENT FROM ALAMEDA TO COLORADO ST. — CG106 C-503

6 PEDESTRIAN RAMP — CG106 C-501

6 EXIST. / NEW AC PVMT. (TYP.) — CG106 C-502

7 CONCRETE CURB (TYP.) — CG106 C-502

1.1 AC PAVEMENT (TYP.) — CG106 C-503

1 IMPASSE FENCE (TYP.) — CG105 C-505

TC 3.10
BC 2.99

TC 2.99
BC 2.99

TC 3.12
BC 2.97

TC 2.96
BC 2.96

CB
TOP 2.94
INV 2.49

TC 3.10
BC 2.95

TC 2.96
BC 2.96

TC 2.96
BC 2.96

TC 3.10
BC 2.95

INV. 2.36

CURB CUT

CB
TOP 2.85
INV 2.29

HANDICAP RAMPS

BC 3.40

TUNNEL DAYLIGHT

TC 3.57
BC 3.42

CNTL. PANEL

3.61

3.667

K-8 GRAB BARRIER SYSTEM

K-8 BOLLARDS

CURB CUT

TC .868
BC .716

PVMT. TYPE DIFFERENTIATION (TYP.)

CONFORM TO EXIST. PAVEMENT ELEVATIONS

TC 3.02
BC 2.87

FLUSH AT GRADE

TC 3.06
BC 2.91

HANDICAP RAMP

762mm STORM DRAIN PIPE

INV. 2.0

MEET EX. GRADE OF SIDEWALK

FLUSH AT GRADE

SIDEWALK

HANDICAP RAMPS

FLUSH AT GRADE

LP 2.77

INVERT TO MATCH BOTTOM OF EXIST. PIPE

HP
TC 3.372
BC 3.220

WORK AREA 4

TC 2.75
BC 2.60

TURNOUT AREA

NEW CURB

TC 2.86
BC 2.71

CB
TOP 2.56
INV. 2.14

TC 2.92
BC 2.77

MEET EX. GRADE

COLD PLANNING 50mm (TYP.)

TC 3.02
BC 2.87

CB
EX. 2.64
RAISED TO 2.72

MATCH LINE - SEE SHT. CG-107

MATCH LINE - SEE SHT. CG-105

NORTH

SCALE: 1:200
0 1 2 3 4 5 10 15 20 M
NOTE: ALL DIMENSIONS ARE METRIC, U.O.N.

KEY MAP

RECORD DRAWINGS INFORMATION PROVIDED BY GENERAL CONTRACTOR. PROFESSIONAL STAMP AND SINGATURE ON DRAWING DOES NOT ATTEST TO THE ACCURACY OF THIS INFORMATION. ONLY THAT INFORMATION WAS TRANSFERRED TO ELECTRONIC FILE WITH REASONABLE CARE.

THE CONTRACTOR SHALL BE RESPONSIBLE FOR COORDINATING THE WORK AMONG THE VARIOUS TRADES AS NECESSARY TO AVOID CONFLICTS AND TO INSURE THE INSTALLATION OF ALL WORK WITHIN THE AVAILABLE SPACE.

AS-BUILT CONDITIONS SHOWN

DESCRIPTION	DATE	APPR
RDH	7-8-08	

R. A. Burch Construction Co., Inc.
P.O. Box 1590
Ramona, CA 92065

WILDMAN & MORRIS
ARCHITECTS - ENGINEERS
201 MISSION ST. SUITE 540
SAN FRANCISCO, CA. 94105

REGISTERED PROFESSIONAL ENGINEER — ROBERT G. MILLER — 7/1/08 — STATE OF CALIFORNIA
EXP. 3-31-09
SEAL

SUBMITTED BY

ACTIVITY - SATISFACTORY TO

DATE

APPROVED

FOR EFD FOR COMMANDER NAVFAC

DATE

A/E	EFD
DESIGN	
DRAWN	
REVIEW	
QC	
CHIEF ARCH/ ENGR.	

PROJECT MANAGER
FIRE PROTECTION
BRANCH MANAGER
DESIGN DIRECTOR

DEPARTMENT OF THE NAVY
NAVFAC SOUTHWEST
SAN DIEGO
NAS NORTH ISLAND

NAVAL FACILITIES ENGINEERING COMMAND
CALIFORNIA
CORONADO, CALIFORNIA

P759 BASE MAIN GATE AND ENTRANCE
NAVAL AIR STATION, NORTH ISLAND

GRADING AND PAVING PLAN

CODE ID. NO. 80091 SIZE D
SCALE:
EFD NO.
STA. PROJ. NO.
SPEC. NO. 11028065-002
CONSTR. CONTR. NO. N68711-02-D-8065-002
NAVFAC DRAWING NO. 8225702
SHEET OF

CG-106

DRAWFORM REVISION SEPT 2001

REVDATE: 05/05/06

© 2005 WILDMAN & MORRIS INCORPORATED
PRINT DATE : $DATE$
FILE NAME : $FILE$

IF SHEET IS LESS THAN 560 X 865 REDUCED PRINT - USE GRAPHIC SCALES

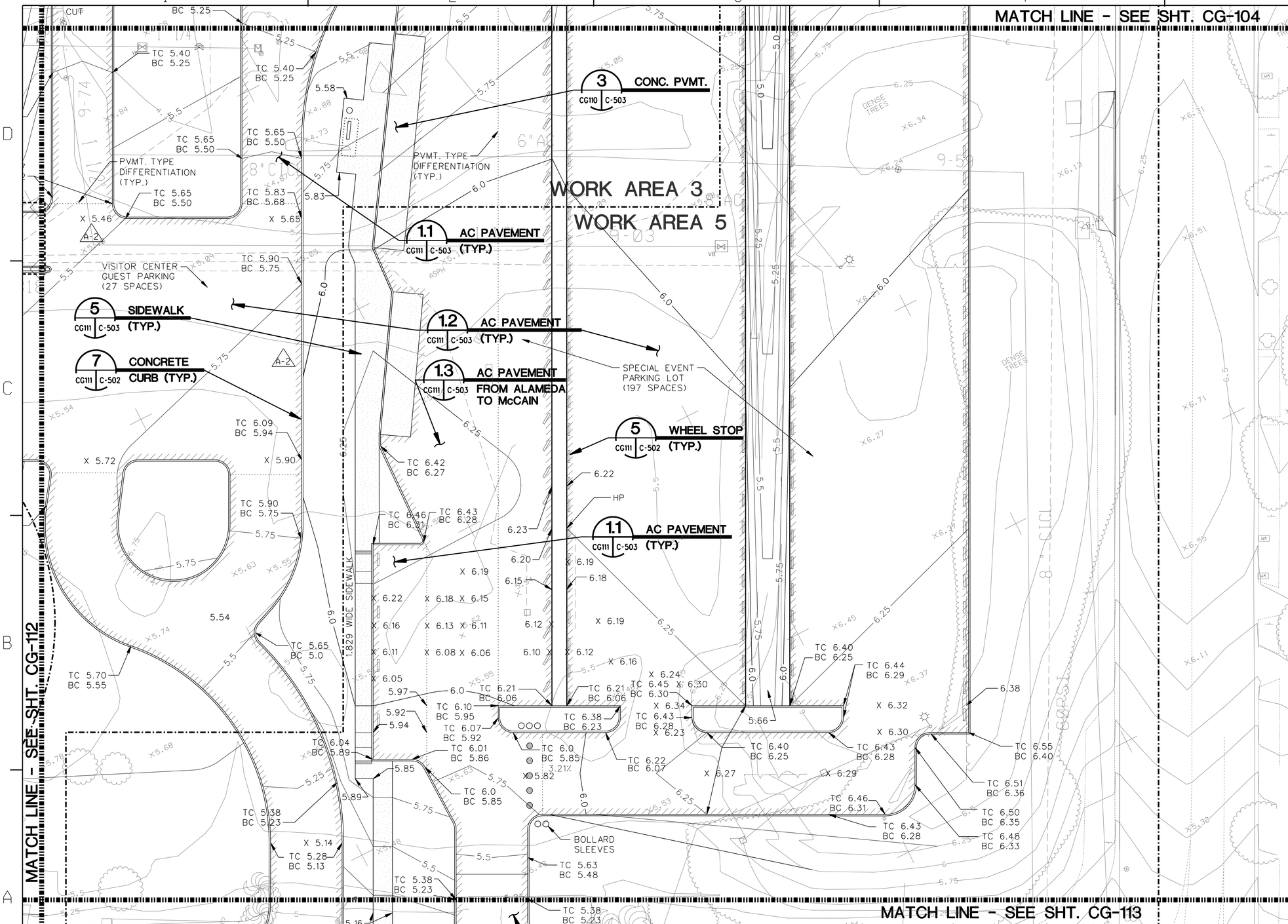

NOTES:

1. SEE SHEETS CS101-CS115 FOR DIMENSIONS OF STRUCTURES AND ROADS.

NORTH

SCALE: 1:200

0 1 2 3 4 5 10 15 20 M

NOTE: ALL DIMENSIONS ARE METRIC, U.O.N.

KEY MAP

RECORD DRAWINGS INFORMATION PROVIDED BY GENERAL CONTRACTOR. PROFESSIONAL STAMP AND SINGATURE ON DRAWING DOES NOT ATTEST TO THE ACCURACY OF THIS INFORMATION. ONLY THAT INFORMATION WAS TRANSFERRED TO ELECTRONIC FILE WITH REASONABLE CARE.

THE CONTRACTOR SHALL BE RESPONSIBLE FOR COORDINATING THE WORK AMONG THE VARIOUS TRADES AS NECESSARY TO AVOID CONFLICTS AND TO INSURE THE INSTALLATION OF ALL WORK WITHIN THE AVAILABLE SPACE.

SYM.	DESCRIPTION	DATE	APPR
	AS-BUILT CONDITIONS SHOWN	7-01-08	RDM

R. A. Burch Construction Co., Inc.
P.O. Box 1590
Ramona, CA 92065

WILDMAN & MORRIS
ARCHITECTS - ENGINEERS
201 MISSION ST. SUITE 540
SAN FRANCISCO, CA. 94105

REGISTERED PROFESSIONAL ENGINEER ROBERT G. MILLER CIVIL STATE OF CALIFORNIA
7/1/08
EXP. 3-31-09
SEAL

SUBMITTED BY
ACTIVITY - SATISFACTORY TO
DATE
APPROVED
FOR EFD FOR COMMANDER NAVFAC
DATE
A/E EFD
DESIGN
DRAWN
REVIEW
QC
CHIEF ARCH/ ENGR.
PROJECT MANAGER
FIRE PROTECTION
BRANCH MANAGER
DESIGN DIRECTOR

DEPARTMENT OF THE NAVY
NAVAL FACILITIES ENGINEERING COMMAND
NAVFAC SOUTHWEST
SAN DIEGO CALIFORNIA
NAS NORTH ISLAND CORONADO, CALIFORNIA

P759 BASE MAIN GATE AND ENTRANCE NAVAL AIR STATION, NORTH ISLAND

GRADING AND PAVING PLAN

CODE ID. NO. 80091 SIZE D
SCALE:
EFD NO.
STA. PROJ. NO.
SPEC. NO. 11028065-002
CONSTR. CONTR. NO. N68711-02-D-8065-002
NAVFAC DRAWING NO. 8225703
SHEET OF
CG-111

DRAWFORM REVISION SEPT 2001

IF SHEET IS LESS THAN 560 X 865 REDUCED PRINT - USE GRAPHIC SCALES

REVDATE: 05/05/06

© 2005 WILDMAN & MORRIS INCORPORATED
PRINT DATE : $DATE$
FILE NAME : $FILES$

MATCH LINE - SEE SHT. CG-105

MATCH LINE - SEE SHT. CG-111

MATCH LINE - SEE SHT. CG-114

WORK AREA 3

WORK AREA 1

WORK AREA 5

VISITOR'S CENTER
FF = 6.10

7 CONCRETE CURB (TYP.) — CG112 C-502
1.2 AC PAVEMENT (TYP.) — CG112 C-503
2 TRASH ENCLOSURE — CG112 C-504
1 CONC. STEPS — CG112 C-502
3 RETAINING WALL — CG112 C-506
5 PEDESTRIAN WALKWAY (TYP.) — CG112 C-503
6 EXIST. / NEW AC PVMT. (TYP.) — CG112 C-503
1.1 AC PAVEMENT (TYP.) — CG112 C-503
1 IMPASSE FENCE (TYP.) — CG112 C-505
1 IMPASSE FENCE (TYP.) — CG112 C-505
5 GUARDRAIL (TYP.) — CG112 C-506
4 CONC. PAD (TYP.) — CG112 C-504

HANDICAP RAMPS
NEW CURB
SIDEWALK
VISITOR CENTER STAFF PARKING (15 SPACES)
MEET EX. GRADE
HANDICAP RAMP
SHUTTLE STOP
TW 4.33
BW 4.02
1,219 WIDE SIDEWALK
10m SECURITY BOUNDARY
RETAINING WALL
REST AREA (SEE LANDSCAPE PLANS)
25m SECURITY BOUNDARY
SHELTER
1,829 WIDE SIDEWALK
TW 4.58
BW 4.50
BOTTOM OF CURB TO MATCH EXIST. PAVEMENT
NEW CURB
CURB &
MATCH EXISTING PAVEMENT
DENSE TREES

TC 4.10 BC 3.95
TC 4.0 BC 3.85
TC 4.65 BC 4.50
TC 4.68 BC 4.53
TC 4.69 BC 4.54
TC 4.73 BC 4.58
TC 4.71 BC 4.56
TC 4.56 BC 4.56
TC 4.73 BC 4.58
TC 5.52 BC 5.37
TC 5.57 BC 5.42
TC 5.40 BC 5.25
TC 5.65 BC 5.50
TC 5.59 BC 5.59
TC 5.78 BC 5.63
TC 5.80 BC 5.65
CB TOP 5.27 INV 4.23
INV 4.08
TC 3.99 BC 3.84
TC 3.93 BC 3.78
TC 3.84
TC 3.99 BC 3.84
FF

NOTES:

1. SEE SHEETS CS101-CS115 FOR DIMENSIONS OF STRUCTURES AND ROADS.
2. EXCAVATE THE EXISTING SOIL TO A DEPTH OF AT LEAST 1.2m BELOW THE EXISING GROUND SURFACE OR 610mm BELOW BOTTOM OF FOOTING, WHICHEVER IS LOWER, AND TO A DISTANCE OF 3m OUTSIDE THE PERIMETER OF FOOTING WALL. INSTALL TENSAR BX 1200 GEOGRID 300mm OF 19mm CRUSHED ROCK AND MIRAFI140N FILTER FABRIC.

NORTH

SCALE: 1:200
0 1 2 3 4 5 10 15 20 M
NOTE: ALL DIMENSIONS ARE METRIC, U.O.N.

KEY MAP

RECORD DRAWINGS INFORMATION PROVIDED BY GENERAL CONTRACTOR. PROFESSIONAL STAMP AND SINGATURE ON DRAWING DOES NOT ATTEST TO THE ACCURACY OF THIS INFORMATION. ONLY THAT INFORMATION WAS TRANSFERRED TO ELECTRONIC FILE WITH REASONABLE CARE.

THE CONTRACTOR SHALL BE RESPONSIBLE FOR COORDINATING THE WORK AMONG THE VARIOUS TRADES AS NECESSARY TO AVOID CONFLICTS AND TO INSURE THE INSTALLATION OF ALL WORK WITHIN THE AVAILABLE SPACE.

AS-BUILT CONDITIONS SHOWN

BDM	7-8-08	STAL
APPR	DATE	DESCRIPTION

R. A. Burch Construction Co., Inc.
P.O. Box 1590
Ramona, CA 92065

WILDMAN & MORRIS
ARCHITECTS - ENGINEERS
201 MISSION ST. SUITE 540
SAN FRANCISCO, CA. 94105

REGISTERED PROFESSIONAL ENGINEER ROBERT G. MILLER 7/1/08 STATE OF CALIFORNIA
EXP. 3-31-09
SEAL

SUBMITTED BY
ACTIVITY - SATISFACTORY TO
DATE
APPROVED
FOR EFD FOR COMMANDER NAVFAC
DATE

A/E	EFD
DESIGN	
DRAWN	
REVIEW	
QC	
OIC/EFD ARCH/ ENGR.	
PROJECT MANAGER	
FIRE PROTECTION	
BRANCH MANAGER	
DESIGN DIRECTOR	

DEPARTMENT OF THE NAVY — NAVAL FACILITIES ENGINEERING COMMAND
SAN DIEGO — NAVFAC SOUTHWEST — CALIFORNIA
NAS NORTH ISLAND — CORONADO, CALIFORNIA

P759 BASE MAIN GATE AND ENTRANCE
NAVAL AIR STATION, NORTH ISLAND

GRADING AND PAVING PLAN

CODE ID NO. B88PR	SIZE D
SCALE:	
EFD NO.	
STA./PROJ. NO.	
SPEC. NO.	11028065-002
CONSTR. CONTR. NO.	N68711-02-D-8065-002
NAVFAC DRAWING NO.	8225704
SHEET	OF

CG-112

DRAWFORM REVISION SEPT 2001

REVDATE: 05/05/06

© 2005 WILDMAN & MORRIS INCORPORATED
PRINT DATE : $DATE$
FILE NAME : $FILE$

IF SHEET IS LESS THAN 560 X 865
REDUCED PRINT - USE GRAPHIC SCALES

MATCH LINE - SEE SHT. CG-111

MATCH LINE - SEE SHT. CG-114

WORK AREA 5

1.1 AC PAVEMENT (TYP.) — CG113 | C-503

6 EXIST. / NEW AC PVMT. (TYP.) — CG113 | C-503

7 CONCRETE CURB (TYP.) — CG113 | C-502

1.3 AC PAVEMENT FROM ALAMEDA TO McCAIN — CG113 | C-503

CONFORM TO EXIST. PAVEMENT

TC 5.38
BC 5.23

5.16

5.0

EXISTING GATES (TO BE RELOCATED)

EXISTING GATES

ACTIVE GATE LANES

CONC. PLANTER

DENSE TREES

TO IRR.

CB X4.00-24.01M CMP -0.182M FL OUT

C-2.85

U3E-1355

U3E-1163

U4E-4263

U4E-4282

U4E-4255

U4E-3284

U4E-2186

U9E-2106

R2-2396-54

R2-2396-54A

R2-2396-55

E 1,912,400

NOTES:

1. SEE SHEETS CS101-CS115 FOR DIMENSIONS OF STRUCTURES AND ROADS.

NORTH

SCALE: 1:200

0 1 2 3 4 5 10 15 20 M

NOTE: ALL DIMENSIONS ARE METRIC, U.O.N.

KEY MAP

RECORD DRAWINGS INFORMATION PROVIDED BY GENERAL CONTRACTOR. PROFESSIONAL STAMP AND SINGATURE ON DRAWING DOES NOT ATTEST TO THE ACCURACY OF THIS INFORMATION. ONLY THAT INFORMATION WAS TRANSFERRED TO ELECTRONIC FILE WITH REASONABLE CARE.

THE CONTRACTOR SHALL BE RESPONSIBLE FOR COORDINATING THE WORK AMONG THE VARIOUS TRADES AS NECESSARY TO AVOID CONFLICTS AND TO INSURE THE INSTALLATION OF ALL WORK WITHIN THE AVAILABLE SPACE.

AS-BUILT CONDITIONS SHOWN

DESCRIPTION	DATE	APPR
	7-8-08	RDH

R. A. Burch Construction Co., Inc.
P.O. Box 1590
Ramona, CA 92065

WILDMAN & MORRIS
ARCHITECTS · ENGINEERS
201 MISSION ST. SUITE 540
SAN FRANCISCO, CA. 94105

REGISTERED PROFESSIONAL ENGINEER — ROBERT G. MILLER — 7/1/08 — STATE OF CALIFORNIA

EXP. 3-31-09

SEAL

SUBMITTED BY

ACTIVITY - SATISFACTORY TO

DATE

APPROVED

FOR EFD FOR COMMANDER NAVFAC

DATE

A/E	EFD
	DESIGN
	DRAWN
	REVIEW
	QC
	CHIEF ARCH/ ENGR.

PROJECT MANAGER

FIRE PROTECTION

BRANCH MANAGER

DESIGN DIRECTOR

DEPARTMENT OF THE NAVY
NAVAL FACILITIES ENGINEERING COMMAND
NAVFAC SOUTHWEST
SAN DIEGO
MAS NORTH ISLAND
CORONADO, CALIFORNIA

P759 BASE MAIN GATE AND ENTRANCE
NAVAL AIR STATION, NORTH ISLAND

GRADING AND PAVING PLAN

CODE ID.NO.88891 SIZE D

SCALE:

EFD NO.

STA./PROJ.NO.

SPEC. NO. 11020065-002

CONSTR.CONTR.NO. N68711-02-D-8065-002

NAVFAC DRAWING NO. 8225705

SHEET OF

CG-113

DRAWFORM REVISION SEPT 2001

REVDATE: 05/05/06

© 2005 WILDMAN & MORRIS INCORPORATED
PRINT DATE : $DATE$
FILE NAME : $FILES$

IF SHEET IS LESS THAN 560 X 865 REDUCED PRINT - USE GRAPHIC SCALES

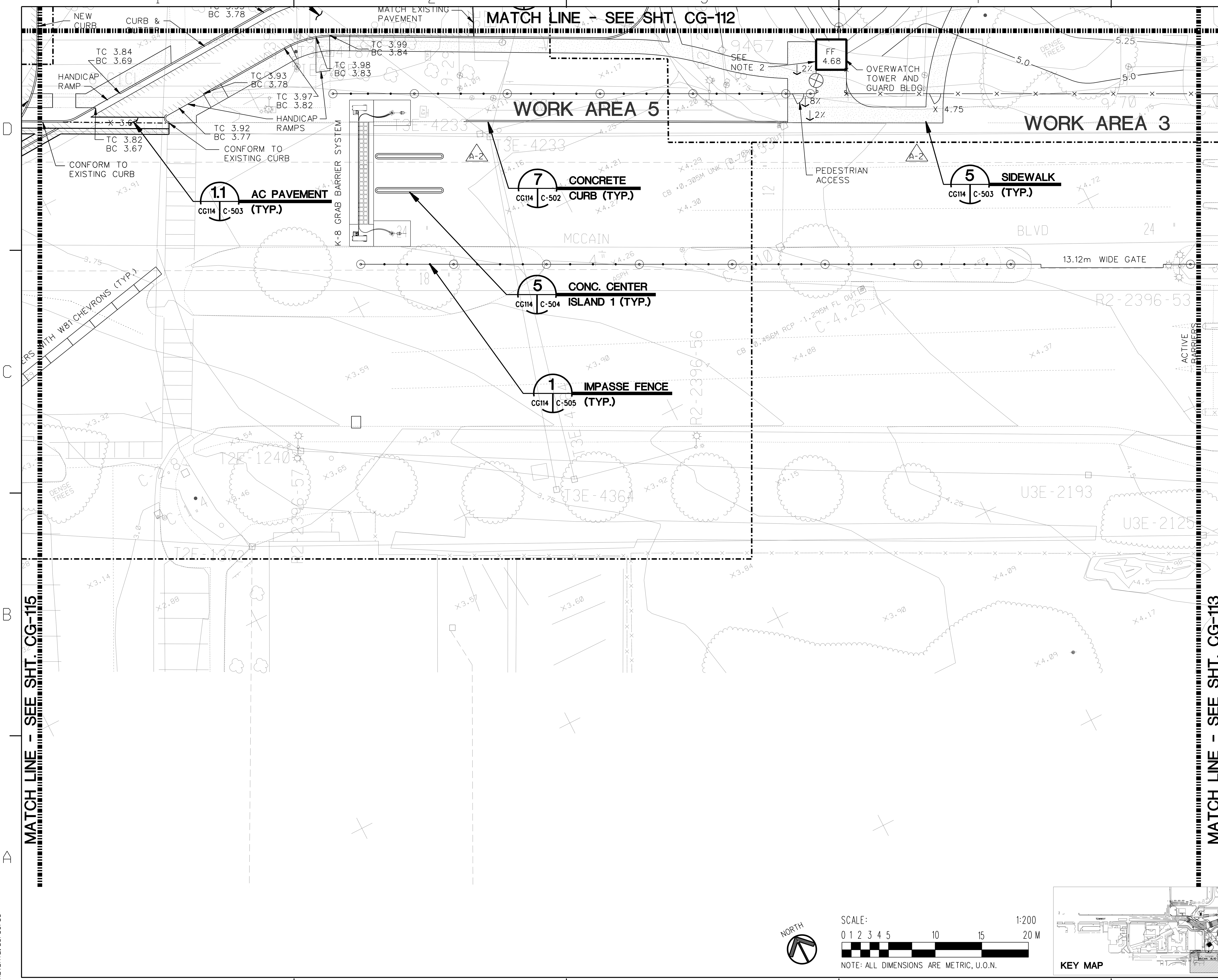

NOTES:

1. SEE SHEETS CS101-CS115 FOR DIMENSIONS OF STRUCTURES AND ROADS.
2. EXCAVATE THE EXISTING SOIL TO A DEPTH OF AT LEAST 1.2m BELOW THE EXISING GROUND SURFACE OR 610mm BELOW BOTTOM OF FOOTING, WHICHEVER IS LOWER, AND TO A DISTANCE OF 3m OUTSIDE THE PERIMETER OF FOOTING WALL. INSTALL TENSAR BX 1200 GEOGRID 300mm OF 19mm CRUSHED ROCK AND MIRAFI 140N FILTER FABRIC.

SYM.	DESCRIPTION	DATE	APPR
	AS-BUILT CONDITIONS SHOWN	7-01-08	RGM

RECORD DRAWINGS INFORMATION PROVIDED BY GENERAL CONTRACTOR. PROFESSIONAL STAMP AND SINGATURE ON DRAWING DOES NOT ATTEST TO THE ACCURACY OF THIS INFORMATION, ONLY THAT INFORMATION WAS TRANSFERRED TO ELECTRONIC FILE WITH REASONABLE CARE.

THE CONTRACTOR SHALL BE RESPONSIBLE FOR COORDINATING THE WORK AMONG THE VARIOUS TRADES AS NECESSARY TO AVOID CONFLICTS AND TO INSURE THE INSTALLATION OF ALL WORK WITHIN THE AVAILABLE SPACE.

R. A. Burch
Construction Co., Inc.
P.O. Box 1590
Ramona, CA 92065

WILDMAN & MORRIS
ARCHITECTS · ENGINEERS
201 MISSION ST. SUITE 540
SAN FRANCISCO, CA. 94105

REGISTERED PROFESSIONAL ENGINEER ROBERT G. MILLER CIVIL STATE OF CALIFORNIA
7/1/08
EXP. 3-31-09
SEAL

SUBMITTED BY

ACTIVITY - SATISFACTORY TO

DATE

APPROVED

FOR EFD FOR COMMANDER NAVFAC

DATE

A/E		EFD
	DESIGN	
	DRAWN	
	REVIEW	
	QC	
	CHIEF ARCH./ ENGR.	

PROJECT MANAGER
FIRE PROTECTION
BRANCH MANAGER
DESIGN DIRECTOR

DEPARTMENT OF THE NAVY — NAVAL FACILITIES ENGINEERING COMMAND
NAVFAC SOUTHWEST
SAN DIEGO, CALIFORNIA
NAS NORTH ISLAND, CORONADO, CALIFORNIA

P759 BASE MAIN GATE AND ENTRANCE
NAVAL AIR STATION, NORTH ISLAND

GRADING AND PAVING PLAN

CODE ID. NO. 80091 SIZE D
SCALE:
EFD NO.
STA. PROJ. NO.
SPEC. NO. 11028065-002
CONSTR. CONTR. NO. N68711-02-D-8065-002
NAVFAC DRAWING NO. 8225706
SHEET OF
CG-114

DRAWFORM REVISION SEPT 2001

IF SHEET IS LESS THAN 560 X 865 REDUCED PRINT - USE GRAPHIC SCALES

REVDATE: 05/05/06

© 2005 WILDMAN & MORRIS INCORPORATED
PRINT DATE : $DATE$
FILE NAME : $FILES$

NOTES:

1. SEE SHEETS CS101-CS115 FOR DIMENSIONS OF STRUCTURES AND ROADS.

WORK AREA 5

1.1 CG115 C-503 AC PAVEMENT (TYP.)

6 CG115 C-503 EXIST. / NEW AC PVMT. (TYP.)

CURB & GUTTER

CONC. V-DITCH

HANDICAP RAMPS

NEW CURB

NEW AC PAVEMENT

INSTALL RUMBLE STRIPS OF DOTS

CONCRETE PLANTERS WITH WA

MATCH LINE - SEE SHT. CG-114

NOTES:

1. SEE DETAIL SHEET C-501 AND C-502 FOR ALL CALTRANS DETAILS.

NORTH

SCALE: 1:200

0 1 2 3 4 5 10 15 20 M

NOTE: ALL DIMENSIONS ARE METRIC, U.O.N.

KEY MAP

RECORD DRAWINGS INFORMATION PROVIDED BY GENERAL CONTRACTOR. PROFESSIONAL STAMP AND SINGATURE ON DRAWING DOES NOT ATTEST TO THE ACCURACY OF THIS INFORMATION. ONLY THAT INFORMATION WAS TRANSFERRED TO ELECTRONIC FILE WITH REASONABLE CARE.

THE CONTRACTOR SHALL BE RESPONSIBLE FOR COORDINATING THE WORK AMONG THE VARIOUS TRADES AS NECESSARY TO AVOID CONFLICTS AND TO INSURE THE INSTALLATION OF ALL WORK WITHIN THE AVAILABLE SPACE.

AS-BUILT CONDITIONS SHOWN

DESCRIPTION	DATE	APPR
RDM	7-8-08	

R. A. Burch Construction Co., Inc.
P.O. Box 1590
Ramona, CA 92065

WILDMAN & MORRIS
ARCHITECTS · ENGINEERS
201 MISSION ST. SUITE 540
SAN FRANCISCO, CA. 94105

REGISTERED PROFESSIONAL ENGINEER ROBERT G. MILLER 7/1/08 STATE OF CALIFORNIA
EXP. 3-31-09
SEAL

SUBMITTED BY

ACTIVITY - SATISFACTORY TO

DATE

APPROVED

FOR EFD FOR COMMANDER NAVFAC

DATE

A/E	EFD
DESIGN	
DRAWN	
REVIEW	
QC	
CHIEF ARCH/ ENGR.	
PROJECT MANAGER	
FIRE PROTECTION	
BRANCH MANAGER	
DESIGN DIRECTOR	

DEPARTMENT OF THE NAVY
NAVFAC SOUTHWEST
SAN DIEGO
NAS NORTH ISLAND

NAVAL FACILITIES ENGINEERING COMMAND
CALIFORNIA
CORONADO, CALIFORNIA

P759 BASE MAIN GATE AND ENTRANCE
NAVAL AIR STATION, NORTH ISLAND

GRADING AND PAVING PLAN

CODE ID.NO.88891	SIZE D
SCALE:	
EFD NO.	
STA./PROJ.NO.	
SPEC.NO.	11028065-002
CONSTR.CONTR.NO.	N68711-02-D-8065-002
NAVFAC DRAWING NO.	8225707
SHEET	OF

CG-115

(DRAWFORM REVISION SEPT 2001)

IF SHEET IS LESS THAN 560 X 865 REDUCED PRINT - USE GRAPHIC SCALES

REVDATE: 05/05/06

© 2005 WILDMAN & MORRIS INCORPORATED
PRINT DATE : $DATE$
FILE NAME : $FILE$

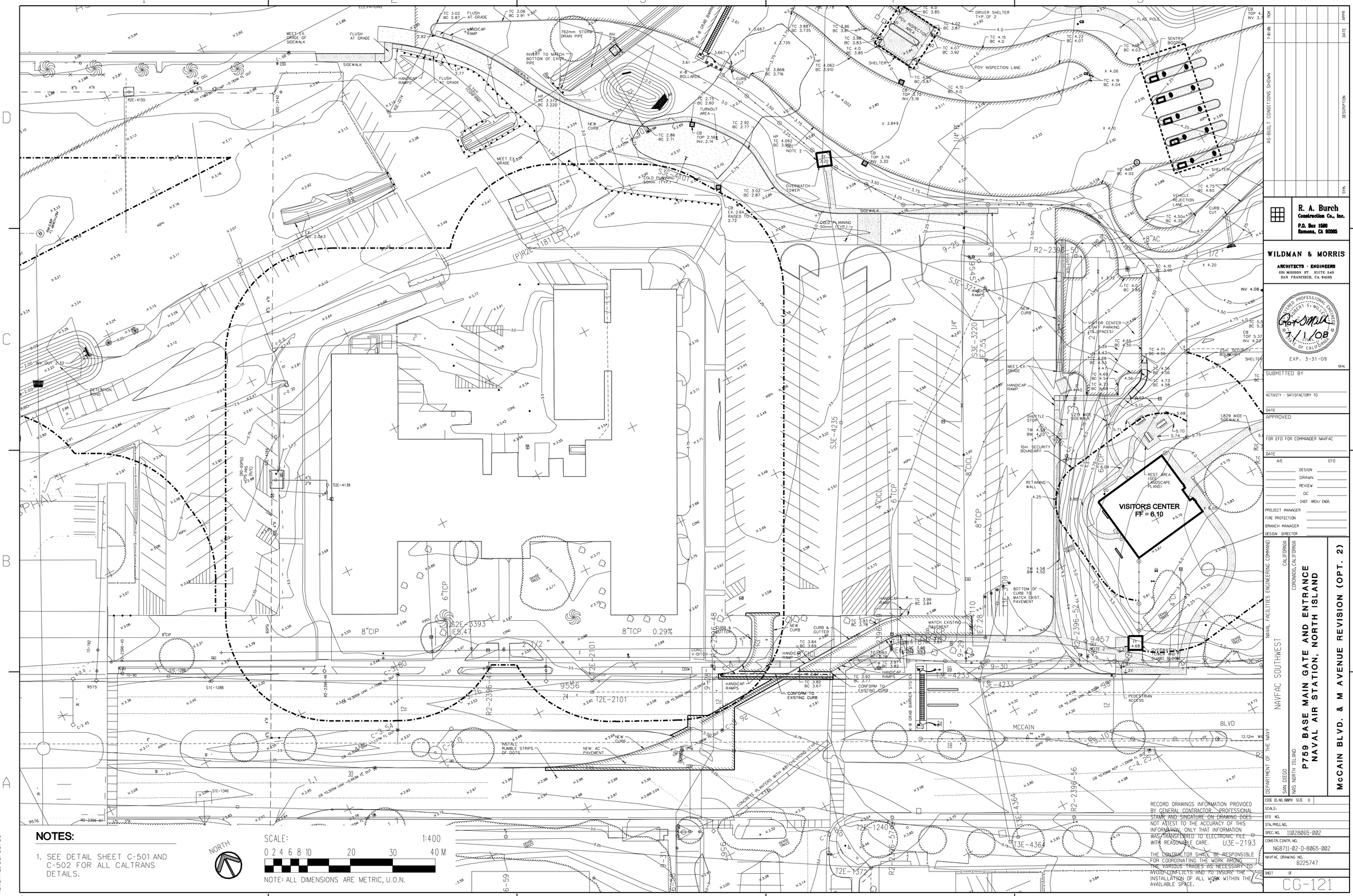
VISITOR'S CENTER
FF = 6.10
NOTES:
1. SEE DETAIL SHEET C-501 AND C-502 FOR ALL CALTRANS DETAILS.
NORTH
SCALE: 1:400
0 2 4 6 8 10 20 30 40 M
NOTE: ALL DIMENSIONS ARE METRIC, U.O.N.
RECORD DRAWINGS INFORMATION PROVIDED BY GENERAL CONTRACTOR. PROFESSIONAL STAMP AND SINCATURE ON DRAWING DOES NOT ATTEST TO THE ACCURACY OF THIS INFORMATION, ONLY THAT INFORMATION WAS TRANSFERRED TO ELECTRONIC FILE WITH REASONABLE CARE.
THE CONTRACTOR SHALL BE RESPONSIBLE FOR COORDINATING THE WORK AMONG THE VARIOUS TRADES AS NECESSARY TO AVOID CONFLICTS AND TO INSURE THE INSTALLATION OF ALL WORK WITHIN THE AVAILABLE SPACE.
McCAIN BLVD
AS-BUILT CONDITIONS SHOWN
R. A. Burch Construction Co., Inc.
P.O. Box 1500
Ramona, CA 92065
WILDMAN & MORRIS
ARCHITECTS · ENGINEERS
101 MISSION ST. SUITE 540
SAN FRANCISCO, CA. 94105
EXP. 3-31-09
SUBMITTED BY
ACTIVITY - SATISFACTORY TO
DATE
APPROVED
FOR EFD FOR COMMANDER NAVFAC
DATE
A/E
EFD
DESIGN
DRAWN
REVIEW
QC
CHIEF ARCH/ ENGR.
PROJECT MANAGER
FIRE PROTECTION
BRANCH MANAGER
DESIGN DIRECTOR
DEPARTMENT OF THE NAVY
NAVFAC SOUTHWEST
NAVAL FACILITIES ENGINEERING COMMAND
SAN DIEGO
CALIFORNIA
NAS NORTH ISLAND
CORONADO, CALIFORNIA
P759 BASE MAIN GATE AND ENTRANCE
NAVAL AIR STATION, NORTH ISLAND
McCAIN BLVD. & M AVENUE REVISION (OPT. 2)
CODE ID.NO. 80MM SIZE D
SCALE:
EFD NO.
STA. PROJ. NO.
SPEC. NO. 11028065-002
CONSTR. CONTR. NO. N68711-02-D-8065-002
NAVFAC DRAWING NO. 8225747
SHEET OF
CG-121
DRAWFORM REVISION SEPT 2001
REVDATE: 05/05/06
© 2005 WILDMAN & MORRIS INCORPORATED
PRINT DATE : $DATE$
FILE NAME : $FILES$
IF SHEET IS LESS THAN 560 X 865 REDUCED PRINT - USE GRAPHIC SCALES

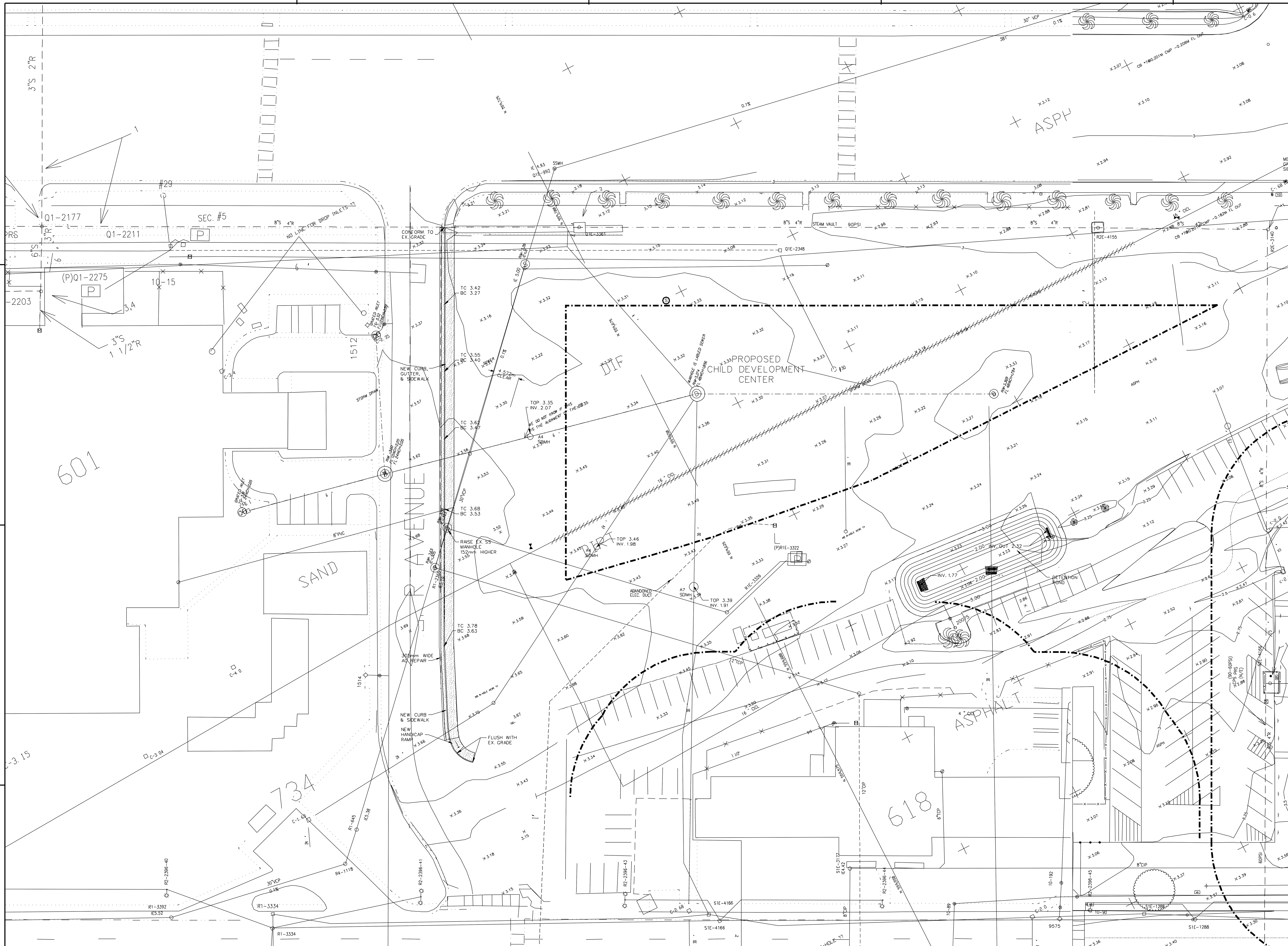

NOTES:

1. SEE SHEET CU-122 FOR UTILITY.

NORTH

SCALE: 1:400

0 2 4 6 8 10 20 30 40 M

NOTE: ALL DIMENSIONS ARE METRIC, U.O.N.

RECORD DRAWINGS INFORMATION PROVIDED BY GENERAL CONTRACTOR. PROFESSIONAL STAMP AND SINGATURE ON DRAWING DOES NOT ATTEST TO THE ACCURACY OF THIS INFORMATION, ONLY THAT INFORMATION WAS TRANSFERRED TO ELECTRONIC FILE WITH REASONABLE CARE.

THE CONTRACTOR SHALL BE RESPONSIBLE FOR COORDINATING THE WORK AMONG THE VARIOUS TRADES AS NECESSARY TO AVOID CONFLICTS AND TO INSURE THE INSTALLATION OF ALL WORK WITHIN THE AVAILABLE SPACE.

SYM.	DESCRIPTION	DATE	APPR
	AS-BUILT CONDITIONS SHOWN	7-01-08	RGM

R. A. Burch
Construction Co., Inc.
P.O. Box 1500
Ramona, CA 92065

WILDMAN & MORRIS
ARCHITECTS · ENGINEERS
201 MISSION ST. SUITE 540
SAN FRANCISCO, CA. 94105

REGISTERED PROFESSIONAL ENGINEER ROBERT G. MILLER C 7/1/08 CIVIL STATE OF CALIFORNIA
EXP. 3-31-09
SEAL

SUBMITTED BY

ACTIVITY - SATISFACTORY TO

DATE

APPROVED

FOR EFD FOR COMMANDER NAVFAC

DATE

A/E		EFD
	DESIGN	
	DRAWN	
	REVIEW	
	QC	
	CHIEF ARCH./ ENGR.	
PROJECT MANAGER		
FIRE PROTECTION		
BRANCH MANAGER		
DESIGN DIRECTOR		

DEPARTMENT OF THE NAVY
NAVAL FACILITIES ENGINEERING COMMAND
NAVFAC SOUTHWEST
SAN DIEGO CALIFORNIA
NAS NORTH ISLAND CORONADO, CALIFORNIA

P759 BASE MAIN GATE AND ENTRANCE NAVAL AIR STATION, NORTH ISLAND

"R" AVENUE GRADING PLAN

CODE ID. NO. 80091 SIZE D
SCALE:
EFD NO.
STA. PROJ. NO.
SPEC. NO. 11028065-002
CONSTR. CONTR. NO. N68711-02-D-8065-002
NAVFAC DRAWING NO. 8225748
SHEET OF
CG-122

DRAWFORM REVISION SEPT 2001

IF SHEET IS LESS THAN 560 X 865 REDUCED PRINT - USE GRAPHIC SCALES

REVDATE: 05/05/06

© 2005 WILDMAN & MORRIS INCORPORATED
PRINT DATE : $DATE$
FILE NAME : $FILES$

MATCH LINE - SEE SHT. CS-102

R3-1
R5-10C
R1-1
R3-2
R5-1
R5-1a
CALTRANS STD. A24D
CALTRANS STD. A24E
CALTRANS STD. A24A TYPE IV (R) ARROW (TYP.)
R1-1
R3-2
R5-1
R5-1a
R5-10C
R3-2
ASPH
3.0
3.25
3.5
3.75
4.5
VEHICLE REJECTION LANE
BLVD
ALAMEDA
CONC
12

MATCH LINE - SEE SHT. CS-104

NOTES:

1. SEE DETAIL SHEET C-501 AND C-502 FOR ALL CALTRANS DETAILS.
2. SEE DETAIL SHEET C-510 FOR SIGNAGE DETAILS.

NORTH

SCALE: 1:200
0 1 2 3 4 5 10 15 20 M
NOTE: ALL DIMENSIONS ARE METRIC, U.O.N.

KEY MAP

RECORD DRAWINGS INFORMATION PROVIDED BY GENERAL CONTRACTOR. PROFESSIONAL STAMP AND SINGATURE ON DRAWING DOES NOT ATTEST TO THE ACCURACY OF THIS INFORMATION. ONLY THAT INFORMATION WAS TRANSFERRED TO ELECTRONIC FILE WITH REASONABLE CARE.

THE CONTRACTOR SHALL BE RESPONSIBLE FOR COORDINATING THE WORK AMONG THE VARIOUS TRADES AS NECESSARY TO AVOID CONFLICTS AND TO INSURE THE INSTALLATION OF ALL WORK WITHIN THE AVAILABLE SPACE.

DES	DATE	APPR	DESCRIPTION
RDM	7-8-08		AS-BUILT CONDITIONS SHOWN

R. A. Burch Construction Co., Inc.
P.O. Box 1590
Ramona, CA 92065

WILDMAN & MORRIS
ARCHITECTS · ENGINEERS
201 MISSION ST. SUITE 540
SAN FRANCISCO, CA. 94105

REGISTERED PROFESSIONAL ENGINEER ROBERT G. MILLER 7/1/08 STATE OF CALIFORNIA
EXP. 3-31-09
SEAL

SUBMITTED BY
ACTIVITY - SATISFACTORY TO
DATE
APPROVED
FOR EFD FOR COMMANDER NAVFAC
DATE

A/E	EFD
	DESIGN
	DRAWN
	REVIEW
	QC
	CHIEF ARCH/ ENGR.

PROJECT MANAGER
FIRE PROTECTION
BRANCH MANAGER
DESIGN DIRECTOR

DEPARTMENT OF THE NAVY
NAVAL FACILITIES ENGINEERING COMMAND
NAVFAC SOUTHWEST
SAN DIEGO
NAS NORTH ISLAND
CORONADO, CALIFORNIA
CALIFORNIA

P759 BASE MAIN GATE AND ENTRANCE
NAVAL AIR STATION, NORTH ISLAND

STRIPING AND SIGNAGE PLAN

CODE ID NO. 84RP1 SIZE D
SCALE:
EFD NO.
STA./PROJ. NO.
SPEC. NO. 11028065-002
CONSTR. CONTR. NO. N68711-02-D-8065-002
NAVFAC DRAWING NO. 8225708
SHEET OF
CS-101
DRAWFORM REVISION SEPT 2001

REVDATE: 05/05/06

© 2005 WILDMAN & MORRIS INCORPORATED
PRINT DATE : $DATE$
FILE NAME : $FILE$

IF SHEET IS LESS THAN 560 X 865 REDUCED PRINT - USE GRAPHIC SCALES

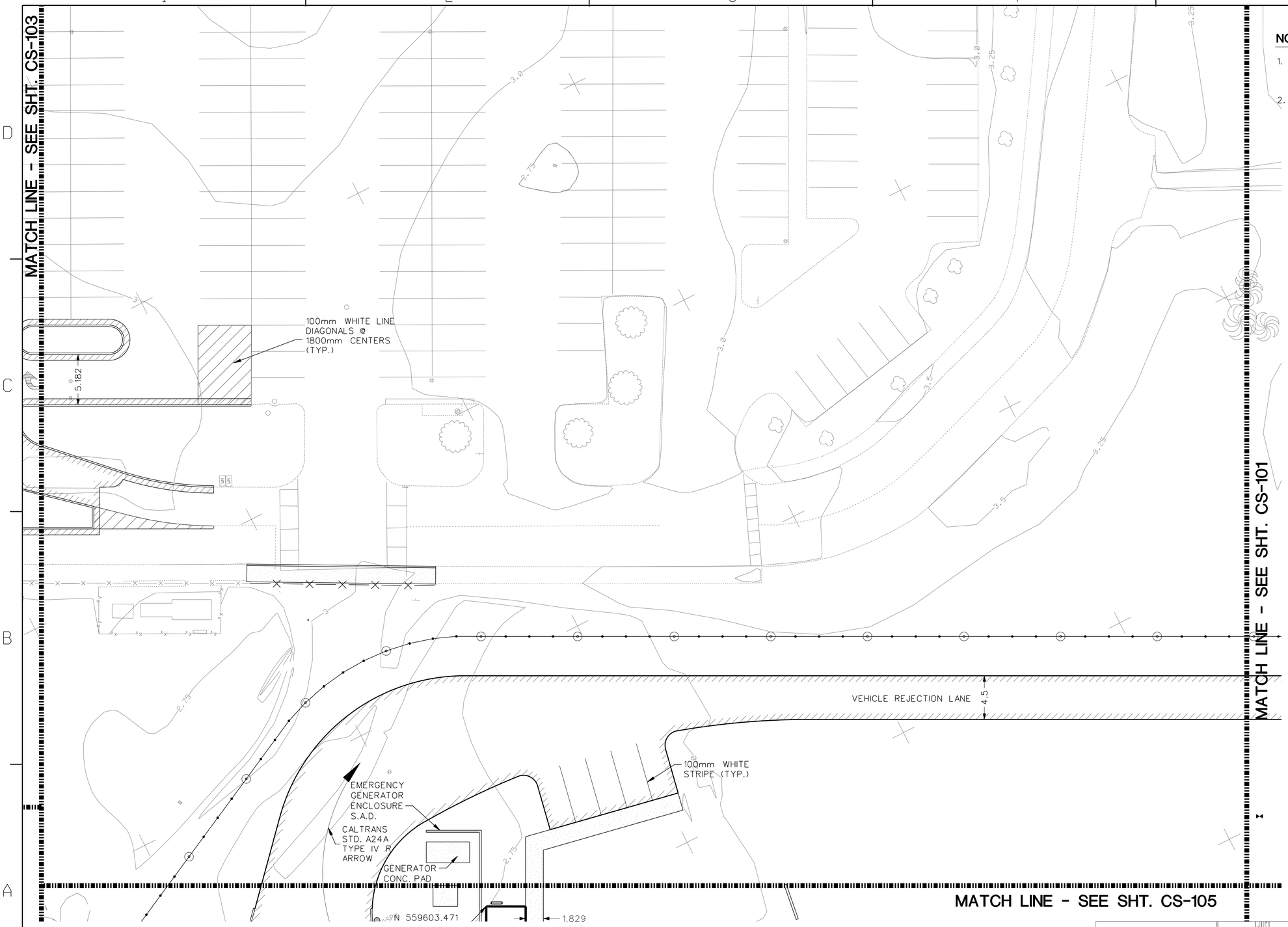

NOTES:

1. SEE DETAIL SHEET C-501 AND C-502 FOR ALL CALTRANS DETAILS.
2. SEE DETAIL SHEET C-510 FOR SIGNAGE DETAILS.

NORTH

SCALE: 1:200

0 1 2 3 4 5 10 15 20 M

NOTE: ALL DIMENSIONS ARE METRIC, U.O.N.

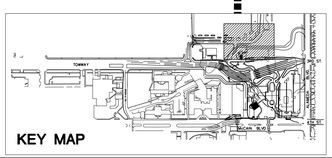

KEY MAP

RECORD DRAWINGS INFORMATION PROVIDED BY GENERAL CONTRACTOR. PROFESSIONAL STAMP AND SINGATURE ON DRAWING DOES NOT ATTEST TO THE ACCURACY OF THIS INFORMATION. ONLY THAT INFORMATION WAS TRANSFERRED TO ELECTRONIC FILE WITH REASONABLE CARE.

THE CONTRACTOR SHALL BE RESPONSIBLE FOR COORDINATING THE WORK AMONG THE VARIOUS TRADES AS NECESSARY TO AVOID CONFLICTS AND TO INSURE THE INSTALLATION OF ALL WORK WITHIN THE AVAILABLE SPACE.

SYM.	DESCRIPTION	DATE	APPR
	AS-BUILT CONDITIONS SHOWN	7-01-08	RCM

R. A. Burch
Construction Co., Inc.
P.O. Box 1590
Ramona, CA 92065

WILDMAN & MORRIS
ARCHITECTS - ENGINEERS
201 MISSION ST. SUITE 540
SAN FRANCISCO, CA. 94105

REGISTERED PROFESSIONAL ENGINEER
ROBERT G. MILLER
7/1/08
CIVIL
STATE OF CALIFORNIA
EXP. 3-31-09
SEAL

SUBMITTED BY
ACTIVITY - SATISFACTORY TO
DATE
APPROVED
FOR EFD FOR COMMANDER NAVFAC
DATE

A/E	EFD
DESIGN	
DRAWN	
REVIEW	
QC	
CHIEF ARCH/ ENGR.	

PROJECT MANAGER
FIRE PROTECTION
BRANCH MANAGER
DESIGN DIRECTOR

DEPARTMENT OF THE NAVY
NAVAL FACILITIES ENGINEERING COMMAND
NAVFAC SOUTHWEST
SAN DIEGO CALIFORNIA
NAS NORTH ISLAND CORONADO, CALIFORNIA

P759 BASE MAIN GATE AND ENTRANCE
NAVAL AIR STATION, NORTH ISLAND

STRIPING AND SIGNAGE PLAN

CODE ID. NO. 80091 SIZE D
SCALE:
EFD NO.
STA. PROJ. NO.
SPEC. NO. 11028065-002
CONSTR. CONTR. NO. N68711-02-D-8065-002
NAVFAC DRAWING NO. 8225709
SHEET OF
CS-102

DRAWFORM REVISION SEPT 2001

IF SHEET IS LESS THAN 560 X 865
REDUCED PRINT - USE GRAPHIC SCALES

REVDATE: 05/05/06

© 2005 WILDMAN & MORRIS INCORPORATED
PRINT DATE : $DATE$
FILE NAME : $FILES$

NOTES:

1. SEE DETAIL SHEET C-501 AND C-502 FOR ALL CALTRANS DETAILS.
2. SEE DETAIL SHEET C-510 FOR SIGNAGE DETAILS.

MATCH LINE - SEE SHT. CS-102

CALTRANS STD. A24E

CALTRANS STD. A24A TYPE IV (L) ARROW (TYP.)

ONLY

150mm CURB (TYP.) CALTRANS STD. A87 TYPE A1-150

MATCH WITH EX. STRIPING (TYP.)

MATCH EXIST. TRAVEL LANE WIDTH (TYP.)

3.5

3.25

3.0

5.182

0.914

3.658

CALTRANS STD. A24A TYPE IV (R) ARROW (TYP.)

100mm WHITE LINE DIAGONALS @ 1800mm CENTERS (TYP.)

CALTRANS STD. A24A TYPE V ARROW (TYP.)

NEW AC PAVEMENT (TYP.)

CALTRANS STD. A20A DETAIL 8 (TYP.)

STOP

SEE STOCKDALE BLVD. STRIPING PLAN BY RICK'S ENGINEERING

INSTALL INGROUND SLEEVED,REMOVEABLE SIGN POST

R1-1

100mm WHITE LINE DIAGONALS @ 1800mm CENTERS (TYP.)

CALTRANS STD. A20A DETAIL 8 (TYP.)

MATCH LINE - SEE SHT. CS-106

NORTH

SCALE: 1:200

0 1 2 3 4 5 10 15 20 M

NOTE: ALL DIMENSIONS ARE METRIC, U.O.N.

KEY MAP

RECORD DRAWINGS INFORMATION PROVIDED BY GENERAL CONTRACTOR. PROFESSIONAL STAMP AND SINGATURE ON DRAWING DOES NOT ATTEST TO THE ACCURACY OF THIS INFORMATION. ONLY THAT INFORMATION WAS TRANSFERRED TO ELECTRONIC FILE WITH REASONABLE CARE.

THE CONTRACTOR SHALL BE RESPONSIBLE FOR COORDINATING THE WORK AMONG THE VARIOUS TRADES AS NECESSARY TO AVOID CONFLICTS AND TO INSURE THE INSTALLATION OF ALL WORK WITHIN THE AVAILABLE SPACE.

DESCRIPTION	DATE	APPR
AS-BUILT CONDITIONS SHOWN	7-8-08	RDM

R. A. Burch Construction Co., Inc.
P.O. Box 1590
Ramona, CA 92065

WILDMAN & MORRIS
ARCHITECTS · ENGINEERS
201 MISSION ST. SUITE 540
SAN FRANCISCO, CA. 94105

REGISTERED PROFESSIONAL ENGINEER ROBERT G. MILLER 7/1/08 CIVIL STATE OF CALIFORNIA
EXP. 3-31-09
SEAL

SUBMITTED BY
ACTIVITY - SATISFACTORY TO
DATE
APPROVED
FOR EFD FOR COMMANDER NAVFAC
DATE

A/E	EFD
DESIGN	
DRAWN	
REVIEW	
QC	
CHIEF ARCH/ ENGR.	
PROJECT MANAGER	
FIRE PROTECTION	
BRANCH MANAGER	
DESIGN DIRECTOR	

DEPARTMENT OF THE NAVY
NAVAL FACILITIES ENGINEERING COMMAND
NAVFAC SOUTHWEST
SAN DIEGO CALIFORNIA
NAS NORTH ISLAND CORONADO, CALIFORNIA

P759 BASE MAIN GATE AND ENTRANCE
NAVAL AIR STATION, NORTH ISLAND

STRIPING AND SIGNAGE PLAN

CODE ID.NO. 88891 SIZE D
SCALE:
EFD NO.
STA./PROJ. NO.
SPEC. NO. 11028065-002
CONSTR. CONTR. NO. N68711-02-D-8065-002
NAVFAC DRAWING NO. 8225710
SHEET OF
CS-103

DRAWFORM REVISION SEPT 2001

REVDATE: 05/05/06

© 2005 WILDMAN & MORRIS INCORPORATED
PRINT DATE : $DATE$
FILE NAME : $FILE$

IF SHEET IS LESS THAN 560 X 865 REDUCED PRINT - USE GRAPHIC SCALES

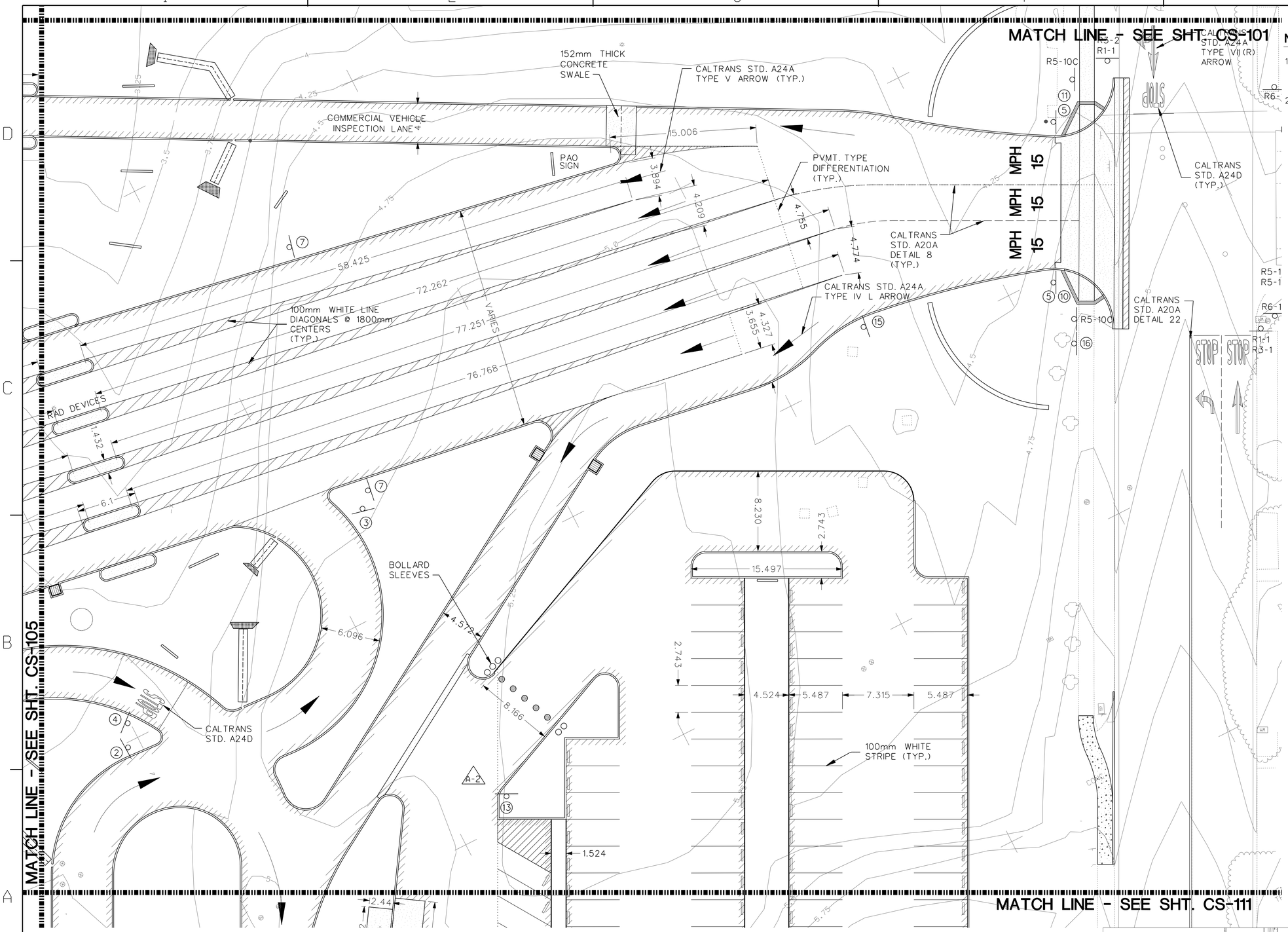

NOTES:

1. SEE DETAIL SHEET C-501 AND C-502 FOR ALL CALTRANS DETAILS.
2. SEE DETAIL SHEET C-510 FOR SIGNAGE DETAILS.

NORTH

SCALE: 1:200

0 1 2 3 4 5 10 15 20 M

NOTE: ALL DIMENSIONS ARE METRIC, U.O.N.

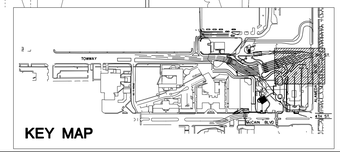

KEY MAP

RECORD DRAWINGS INFORMATION PROVIDED BY GENERAL CONTRACTOR. PROFESSIONAL STAMP AND SINGATURE ON DRAWING DOES NOT ATTEST TO THE ACCURACY OF THIS INFORMATION. ONLY THAT INFORMATION WAS TRANSFERRED TO ELECTRONIC FILE WITH REASONABLE CARE.

THE CONTRACTOR SHALL BE RESPONSIBLE FOR COORDINATING THE WORK AMONG THE VARIOUS TRADES AS NECESSARY TO AVOID CONFLICTS AND TO INSURE THE INSTALLATION OF ALL WORK WITHIN THE AVAILABLE SPACE.

SYM.	DESCRIPTION	DATE	APPR
	AS-BUILT CONDITIONS SHOWN	7-01-08	RCH

R. A. Burch Construction Co., Inc.
P.O. Box 1590
Ramona, CA 92065

WILDMAN & MORRIS
ARCHITECTS - ENGINEERS
201 MISSION ST. SUITE 540
SAN FRANCISCO, CA. 94105

REGISTERED PROFESSIONAL ENGINEER
ROBERT G. MILLER
C.V.
STATE OF CALIFORNIA
7/1/08
EXP. 3-31-09
SEAL

SUBMITTED BY
ACTIVITY - SATISFACTORY TO
DATE
APPROVED
FOR EFD FOR COMMANDER NAVFAC
DATE
A/E EFD
DESIGN
DRAWN
REVIEW
QC
CHIEF ARCH/ ENGR.
PROJECT MANAGER
FIRE PROTECTION
BRANCH MANAGER
DESIGN DIRECTOR

DEPARTMENT OF THE NAVY
NAVAL FACILITIES ENGINEERING COMMAND
NAVFAC SOUTHWEST
SAN DIEGO CALIFORNIA
NAS NORTH ISLAND CORONADO, CALIFORNIA

P759 BASE MAIN GATE AND ENTRANCE NAVAL AIR STATION, NORTH ISLAND

STRIPING AND SIGNAGE PLAN

CODE ID. NO. 80091 SIZE D
SCALE:
EFD NO.
STA. PROJ. NO.
SPEC. NO. 11028065-002
CONSTR. CONTR. NO. N68711-02-D-8065-002
NAVFAC DRAWING NO. 8225711
SHEET OF
CS-104

DRAWFORM REVISION SEPT 2001

REVDATE: 05/05/06

© 2005 WILDMAN & MORRIS INCORPORATED
PRINT DATE : $DATE$
FILE NAME : $FILES$

IF SHEET IS LESS THAN 560 X 865
REDUCED PRINT - USE GRAPHIC SCALES

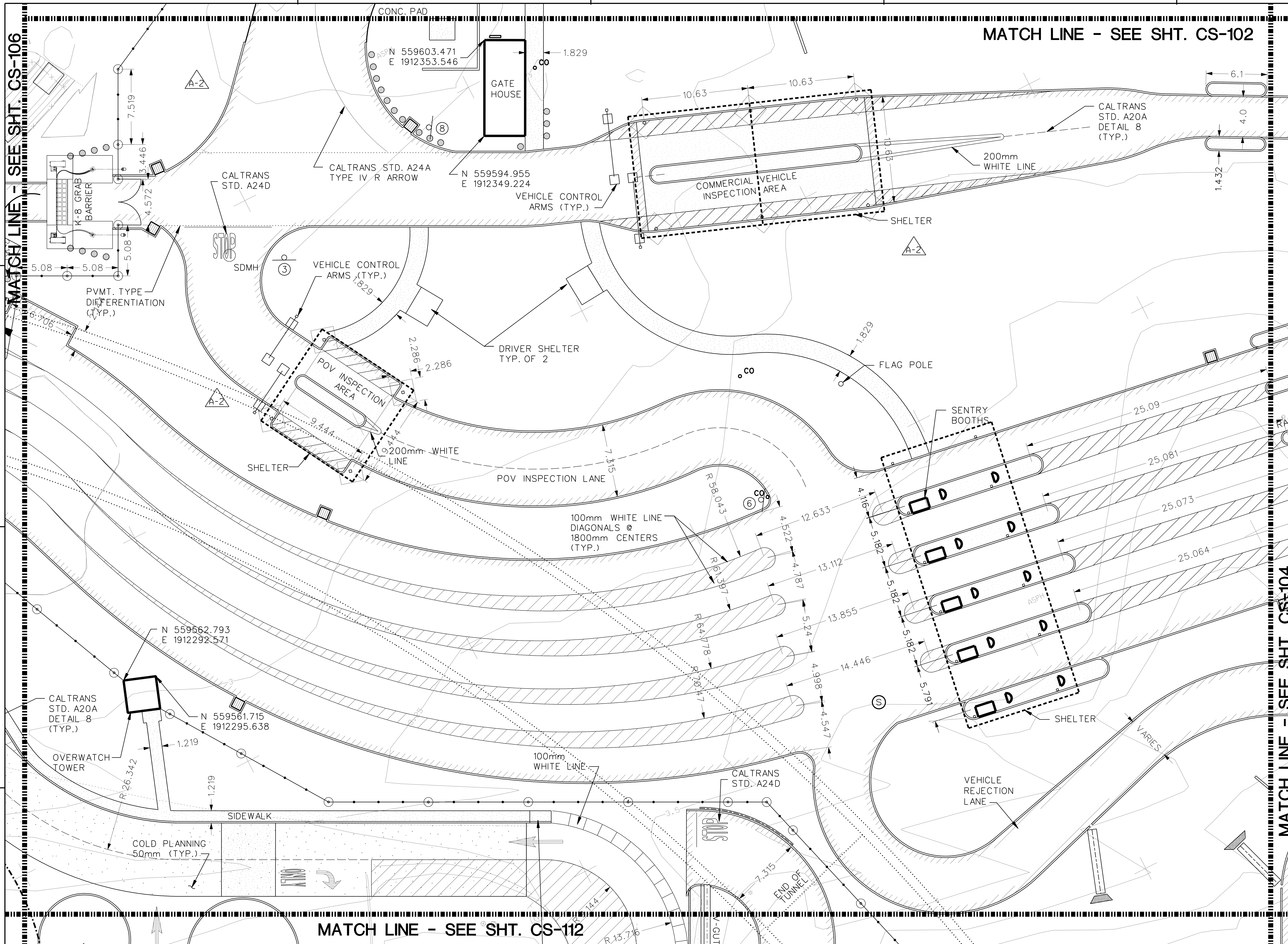

SCALE: 1:200

0 1 2 3 4 5 10 15 20 M

NOTE: ALL DIMENSIONS ARE METRIC, U.O.N.

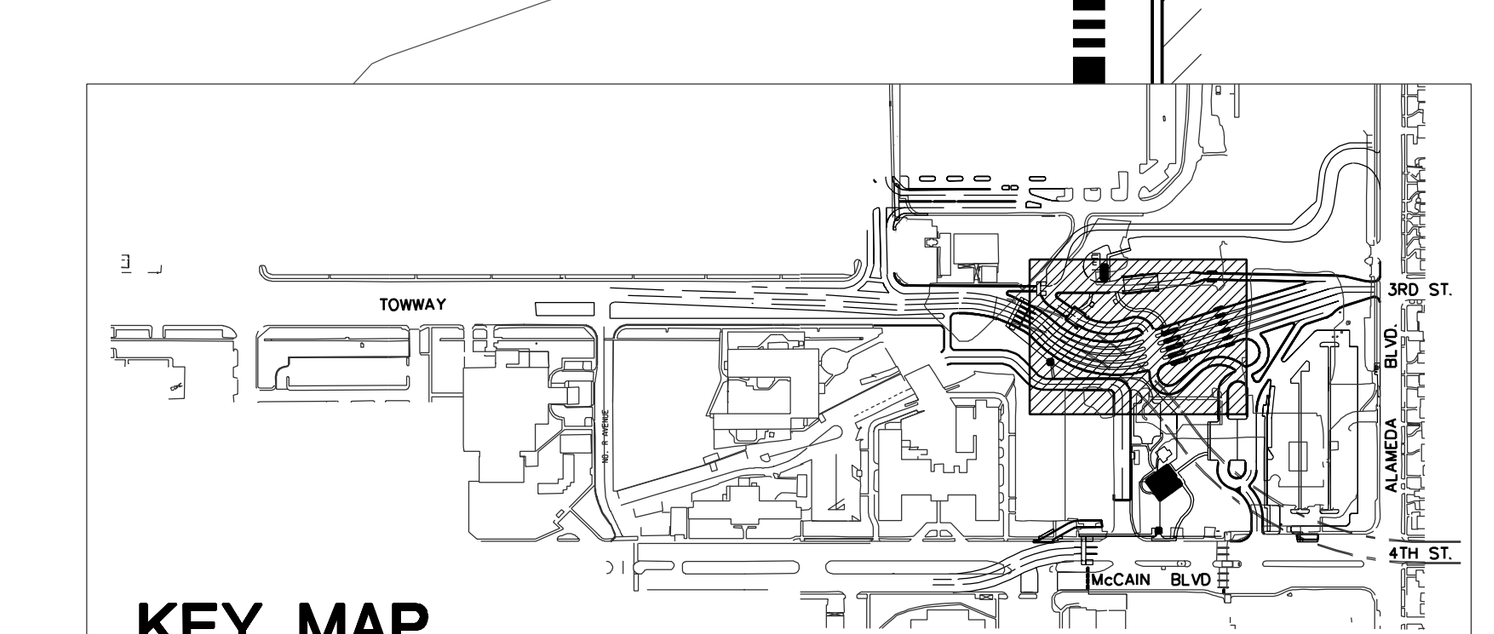

NOTES:

1. SEE DETAIL SHEET C-501 AND C-502 FOR ALL CALTRANS DETAILS.
2. SEE DETAIL SHEET C-510 FOR SIGNAGE DETAILS.

SYM.	DESCRIPTION	DATE	APPR
	AS-BUILT CONDITIONS SHOWN	7-01-08	RGM

R. A. Burch Construction Co., Inc.
P.O. Box 1590
Ramona, CA 92065

WILDMAN & MORRIS
ARCHITECTS · ENGINEERS
201 MISSION ST. SUITE 540
SAN FRANCISCO, CA. 94105

REGISTERED PROFESSIONAL ENGINEER ROBERT G. MILLER CIVIL STATE OF CALIFORNIA
7/1/08
EXP. 3-31-09
SEAL

SUBMITTED BY

ACTIVITY - SATISFACTORY TO

DATE

APPROVED

FOR EFD FOR COMMANDER NAVFAC

DATE

A/E		EFD
	DESIGN	
	DRAWN	
	REVIEW	
	QC	
	CHIEF ARCH./ ENGR.	

PROJECT MANAGER
FIRE PROTECTION
BRANCH MANAGER
DESIGN DIRECTOR

DEPARTMENT OF THE NAVY
NAVAL FACILITIES ENGINEERING COMMAND
NAVFAC SOUTHWEST
SAN DIEGO, CALIFORNIA
NAS NORTH ISLAND, CORONADO, CALIFORNIA

P759 BASE MAIN GATE AND ENTRANCE NAVAL AIR STATION, NORTH ISLAND

STRIPING AND SIGNAGE PLAN

CODE ID. NO. 80091 SIZE D
SCALE:
EFD NO.
STA. PROJ. NO.
SPEC. NO. 11028065-002
CONSTR. CONTR. NO. N68711-02-D-8065-002
NAVFAC DRAWING NO. 8225712
SHEET OF
CS-105

RECORD DRAWINGS INFORMATION PROVIDED BY GENERAL CONTRACTOR. PROFESSIONAL STAMP AND SINGATURE ON DRAWING DOES NOT ATTEST TO THE ACCURACY OF THIS INFORMATION, ONLY THAT INFORMATION WAS TRANSFERRED TO ELECTRONIC FILE WITH REASONABLE CARE.

THE CONTRACTOR SHALL BE RESPONSIBLE FOR COORDINATING THE WORK AMONG THE VARIOUS TRADES AS NECESSARY TO AVOID CONFLICTS AND TO INSURE THE INSTALLATION OF ALL WORK WITHIN THE AVAILABLE SPACE.

DRAWFORM REVISION SEPT 2001

IF SHEET IS LESS THAN 560 X 865 REDUCED PRINT - USE GRAPHIC SCALES

REVDATE: 05/05/06

© 2005 WILDMAN & MORRIS INCORPORATED
PRINT DATE : $DATE$
FILE NAME : $FILES$

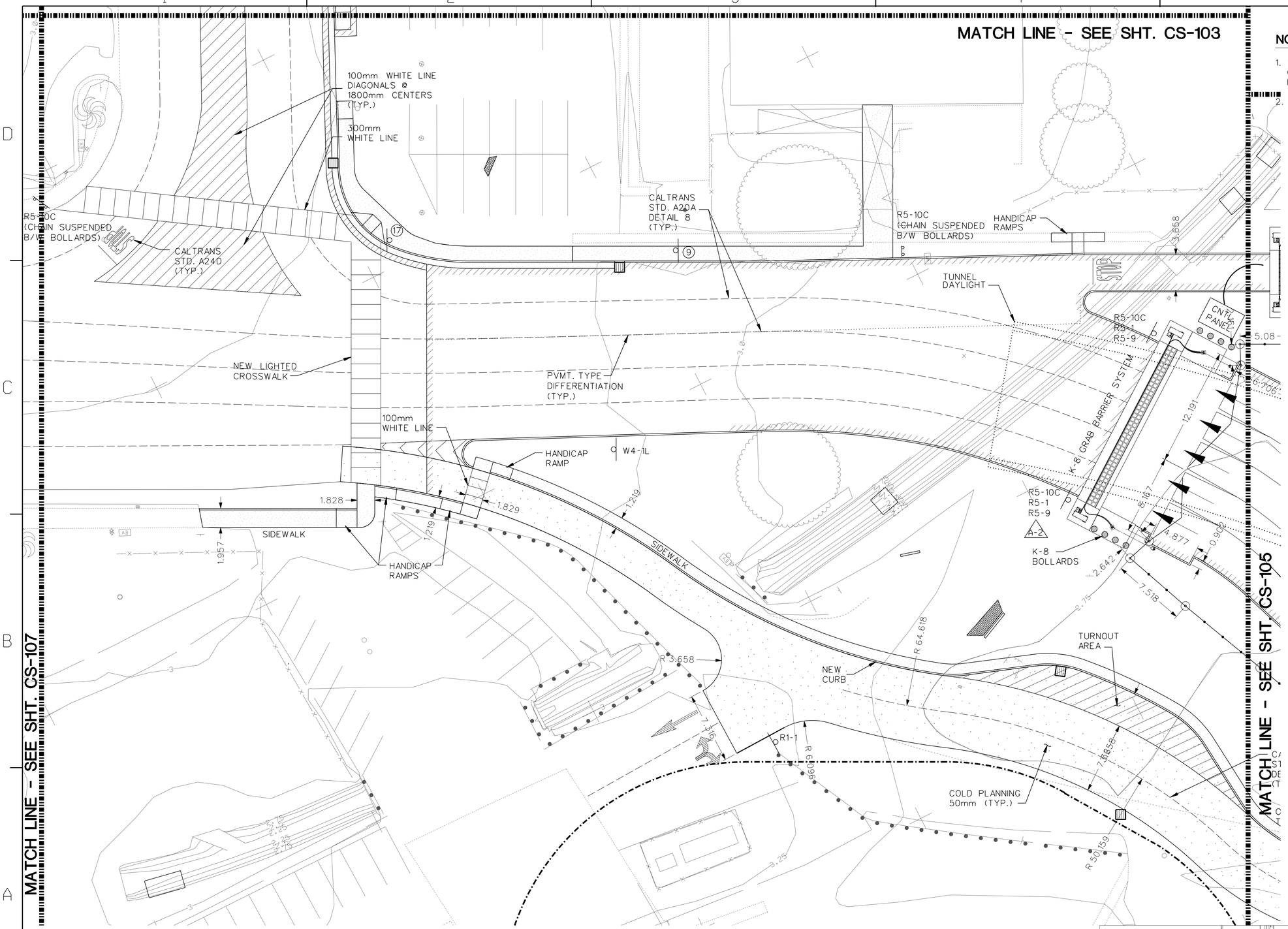

NOTES:

1. SEE DETAIL SHEET C-501 AND C-502 FOR ALL CALTRANS DETAILS.
2. SEE DETAIL SHEET C-510 FOR SIGNAGE DETAILS.

RECORD DRAWINGS INFORMATION PROVIDED BY GENERAL CONTRACTOR. PROFESSIONAL STAMP AND SINGATURE ON DRAWING DOES NOT ATTEST TO THE ACCURACY OF THIS INFORMATION. ONLY THAT INFORMATION WAS TRANSFERRED TO ELECTRONIC FILE WITH REASONABLE CARE.

THE CONTRACTOR SHALL BE RESPONSIBLE FOR COORDINATING THE WORK AMONG THE VARIOUS TRADES AS NECESSARY TO AVOID CONFLICTS AND TO INSURE THE INSTALLATION OF ALL WORK WITHIN THE AVAILABLE SPACE.

AS-BUILT CONDITIONS SHOWN

SYM.	DESCRIPTION	DATE	APPR
		7-01-08	RDM

R. A. Burch Construction Co., Inc.
P.O. Box 1590
Ramona, CA 92065

WILDMAN & MORRIS
ARCHITECTS - ENGINEERS
201 MISSION ST. SUITE 540
SAN FRANCISCO, CA. 94105

REGISTERED PROFESSIONAL ENGINEER
ROBERT G. MILLER
C.I.V.
STATE OF CALIFORNIA
7/1/08
EXP. 3-31-09
SEAL

SUBMITTED BY
ACTIVITY - SATISFACTORY TO
DATE
APPROVED
FOR EFD FOR COMMANDER NAVFAC
DATE
A/E EFD
DESIGN
DRAWN
REVIEW
QC
CHIEF ARCH/ ENGR.
PROJECT MANAGER
FIRE PROTECTION
BRANCH MANAGER
DESIGN DIRECTOR

DEPARTMENT OF THE NAVY
NAVAL FACILITIES ENGINEERING COMMAND
NAVFAC SOUTHWEST
SAN DIEGO CALIFORNIA
NAS NORTH ISLAND CORONADO, CALIFORNIA

P759 BASE MAIN GATE AND ENTRANCE NAVAL AIR STATION, NORTH ISLAND

STRIPING AND SIGNAGE PLAN

CODE ID. NO. 80091 SIZE D
SCALE:
EFD NO.
STA. PROJ. NO.
SPEC. NO. 11028065-002
CONSTR. CONTR. NO. N68711-02-D-8065-002
NAVFAC DRAWING NO. 8225713
SHEET OF
CS-106

DRAWFORM REVISION SEPT 2001

IF SHEET IS LESS THAN 560 X 865 REDUCED PRINT - USE GRAPHIC SCALES

REVDATE: 05/05/06

© 2005 WILDMAN & MORRIS INCORPORATED
PRINT DATE : $DATE$
FILE NAME : $FILES$

MATCH LINE - SEE SHT. CS-108

MATCH LINE - SEE SHT. CS-106

SEE STOCKDALE BLVD.
STRIPING PLAN BY
RICK'S ENGINEERING

CALTRANS STD. A20A
DETAIL 8
(TYP.)

R5-10C
(CHAIN SL
B/W BOL

CALTRANS STD. A24A
TYPE IV (L) ARROW
(TYP.)

CALTRANS
STD. A24E

CALTRANS STD. A24A
TYPE IV (L) ARROW
(TYP.)

CALTRANS
STD. A24E

1.45

BIKE LANE

25.0m ATFP SETBACK

PROPOSED
CHILD DEVELOPMENT
CENTER

MATCH LINE - SEE SHT. CS-117

NORTH

SCALE: 1:200
0 1 2 3 4 5 10 15 20 M
NOTE: ALL DIMENSIONS ARE METRIC, U.O.N.

KEY MAP

RECORD DRAWINGS INFORMATION PROVIDED BY GENERAL CONTRACTOR. PROFESSIONAL STAMP AND SINGATURE ON DRAWING DOES NOT ATTEST TO THE ACCURACY OF THIS INFORMATION. ONLY THAT INFORMATION WAS TRANSFERRED TO ELECTRONIC FILE WITH REASONABLE CARE.

THE CONTRACTOR SHALL BE RESPONSIBLE FOR COORDINATING THE WORK AMONG THE VARIOUS TRADES AS NECESSARY TO AVOID CONFLICTS AND TO INSURE THE INSTALLATION OF ALL WORK WITHIN THE AVAILABLE SPACE.

NOTES:

1. SEE DETAIL SHEET C-501 AND C-502 FOR ALL CALTRANS DETAILS.
2. SEE DETAIL SHEET C-510 FOR SIGNAGE DETAILS.

RDM			APPR
7-8-08			DATE
AS-BUILT CONDITIONS SHOWN			DESCRIPTION
			SYM.

R. A. Burch
Construction Co., Inc.
P.O. Box 1590
Ramona, CA 92065

WILDMAN & MORRIS
ARCHITECTS · ENGINEERS
201 MISSION ST. SUITE 540
SAN FRANCISCO, CA. 94105

REGISTERED PROFESSIONAL ENGINEER
ROBERT G. MILLER
7/1/08
CIVIL
STATE OF CALIFORNIA
EXP. 3-31-09
SEAL

SUBMITTED BY
ACTIVITY - SATISFACTORY TO
DATE
APPROVED
FOR EFD FOR COMMANDER NAVFAC
DATE

A/E	EFD
	DESIGN
	DRAWN
	REVIEW
	QC
	CHIEF ARCH/ ENGR.

PROJECT MANAGER
FIRE PROTECTION
BRANCH MANAGER
DESIGN DIRECTOR

DEPARTMENT OF THE NAVY
NAVFAC SOUTHWEST
SAN DIEGO
NAS NORTH ISLAND

NAVAL FACILITIES ENGINEERING COMMAND
CALIFORNIA
CORONADO, CALIFORNIA

P759 BASE MAIN GATE AND ENTRANCE
NAVAL AIR STATION, NORTH ISLAND

STRIPING AND SIGNAGE PLAN

CODE ID NO. 88RM SIZE D
SCALE:
EFD NO.
STA. PROJ. NO.
SPEC. NO. 11020065-002
CONSTR. CONTR. NO. N68711-02-D-8065-002
NAVFAC DRAWING NO. 8225714
SHEET OF
CS-107

DRAWFORM REVISION SEPT 2001

REVDATE: 05/05/06

© 2005 WILDMAN & MORRIS INCORPORATED
PRINT DATE : $DATE$
FILE NAME : $FILE$

IF SHEET IS LESS THAN 560 X 865
REDUCED PRINT - USE GRAPHIC SCALES

MATCH LINE - SEE SHT. CS-109

MATCH LINE - SEE SHT. CS-107

SEE STOCKDALE BLVD.
STRIPING PLAN BY
RICK'S ENGINEERING

CALTRANS STD. A20A
DETAIL 21 FOR NO
PASSING ZONE (TYP.)

BIKE LANE

100mm WHITE LINE
DIAGONALS @
1800mm CENTERS
(TYP.)

300mm
WHITE LINE

CALTRANS STD. A24A
TYPE IV (L) ARROW
(TYP.)

R1-1

STOP

CALTRANS
STD. A24D
(TYP.)

ONLY

CALTRANS
STD. A24E

25.0m ATFP SETBACK

NEW CURB,
GUTTER,
& SIDEWALK

MATCH LINE - SEE SHT. CS-118

NOTES:

1. SEE DETAIL SHEET C-501 AND C-502 FOR ALL CALTRANS DETAILS.
2. SEE DETAIL SHEET C-510 FOR SIGNAGE DETAILS.

NORTH

SCALE: 1:200
0 1 2 3 4 5 10 15 20 M

NOTE: ALL DIMENSIONS ARE METRIC, U.O.N.

KEY MAP

RECORD DRAWINGS INFORMATION PROVIDED BY GENERAL CONTRACTOR. PROFESSIONAL STAMP AND SINGATURE ON DRAWING DOES NOT ATTEST TO THE ACCURACY OF THIS INFORMATION. ONLY THAT INFORMATION WAS TRANSFERRED TO ELECTRONIC FILE WITH REASONABLE CARE.

THE CONTRACTOR SHALL BE RESPONSIBLE FOR COORDINATING THE WORK AMONG THE VARIOUS TRADES AS NECESSARY TO AVOID CONFLICTS AND TO INSURE THE INSTALLATION OF ALL WORK WITHIN THE AVAILABLE SPACE.

AS-BUILT CONDITIONS SHOWN

BDM	7-8-08																									APPR
																										DATE
																										DESCRIPTION
																										STK.

R. A. Burch
Construction Co., Inc.
P.O. Box 1500
Ramona, CA 92065

WILDMAN & MORRIS
ARCHITECTS · ENGINEERS
201 MISSION ST. SUITE 540
SAN FRANCISCO, CA. 94105

REGISTERED PROFESSIONAL ENGINEER
ROBERT G. MILLER
7/1/08
CIVIL
STATE OF CALIFORNIA
EXP. 3-31-09
SEAL

SUBMITTED BY

ACTIVITY - SATISFACTORY TO

DATE

APPROVED

FOR EFD FOR COMMANDER NAVFAC

DATE

A/E	EFD
	DESIGN
	DRAWN
	REVIEW
	QC
	CHIEF ARCH./ ENGR.

PROJECT MANAGER
FIRE PROTECTION
BRANCH MANAGER
DESIGN DIRECTOR

DEPARTMENT OF THE NAVY
NAVAL FACILITIES ENGINEERING COMMAND
SOUTHWEST
SAN DIEGO
NAVFAC
CALIFORNIA
MWR NORTH ISLAND
CORONADO, CALIFORNIA

P759 BASE MAIN GATE AND ENTRANCE
NAVAL AIR STATION, NORTH ISLAND

STRIPING AND SIGNAGE PLAN

CODE ID.NO. 80009 SIZE D

SCALE:

EFD NO.

STA./PROJ.NO.

SPEC.NO. 1102806S-002

CONSTR. CONTR. NO.
N68711-02-D-8065-002

NAVFAC DRAWING NO.
8225715

SHEET OF

CS-108

DRAWFORM REVISION SEPT 2001

REVDATE: 05/05/06

© 2005 WILDMAN & MORRIS INCORPORATED
PRINT DATE : $DATE$
FILE NAME : $FILE$

IF SHEET IS LESS THAN 560 X 865
REDUCED PRINT - USE GRAPHIC SCALES

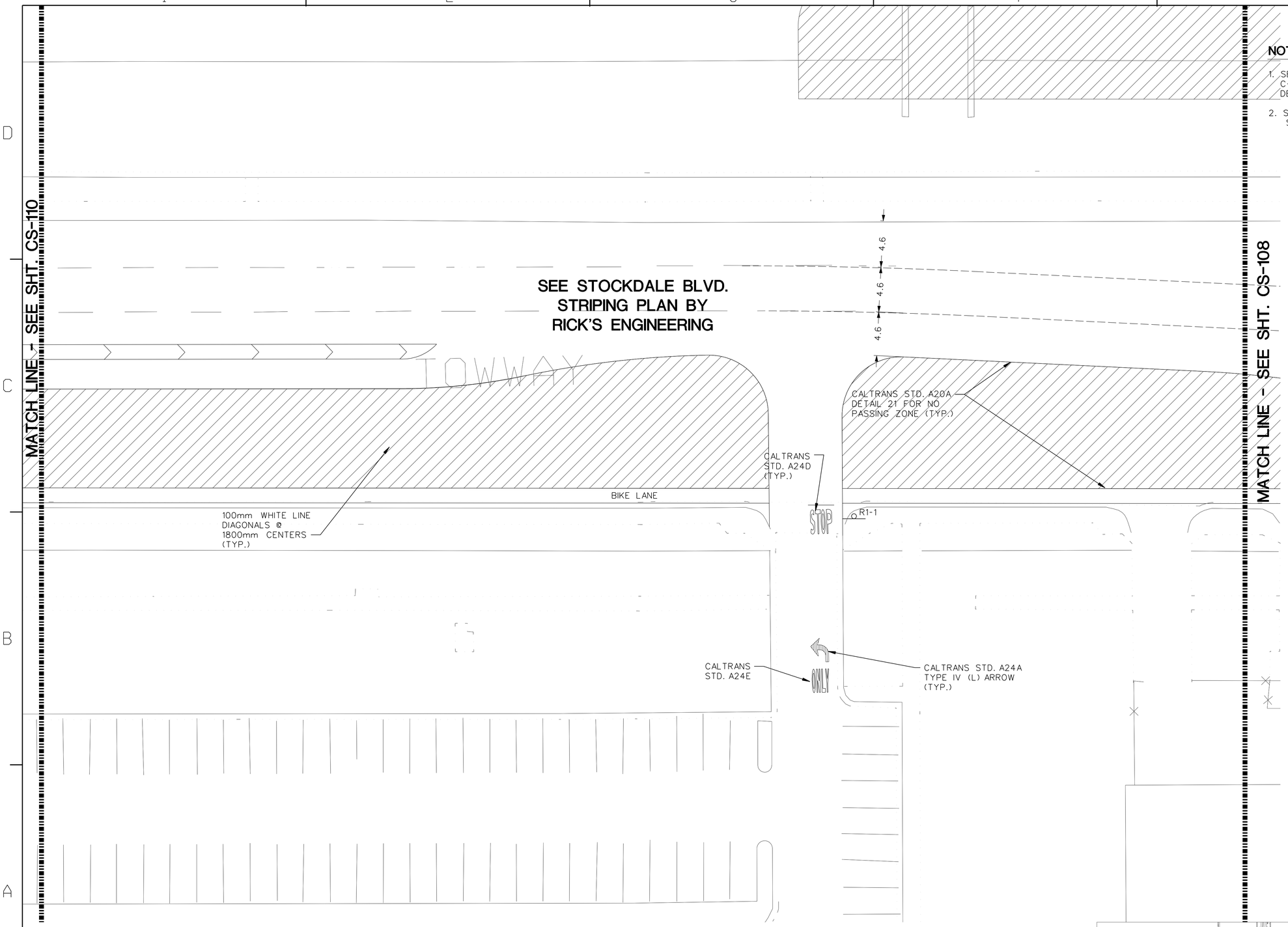

NOTES:

1. SEE DETAIL SHEET C-501 AND C-502 FOR ALL CALTRANS DETAILS.
2. SEE DETAIL SHEET C-510 FOR SIGNAGE DETAILS.

NORTH

SCALE: 1:200

0 1 2 3 4 5 10 15 20 M

NOTE: ALL DIMENSIONS ARE METRIC, U.O.N.

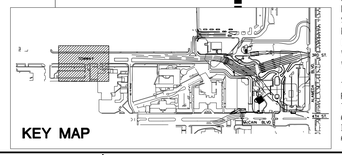

KEY MAP

RECORD DRAWINGS INFORMATION PROVIDED BY GENERAL CONTRACTOR. PROFESSIONAL STAMP AND SINGATURE ON DRAWING DOES NOT ATTEST TO THE ACCURACY OF THIS INFORMATION. ONLY THAT INFORMATION WAS TRANSFERRED TO ELECTRONIC FILE WITH REASONABLE CARE.

THE CONTRACTOR SHALL BE RESPONSIBLE FOR COORDINATING THE WORK AMONG THE VARIOUS TRADES AS NECESSARY TO AVOID CONFLICTS AND TO INSURE THE INSTALLATION OF ALL WORK WITHIN THE AVAILABLE SPACE.

SYM.	DESCRIPTION	DATE	APPR
	AS-BUILT CONDITIONS SHOWN	7-01-08	RCM

R. A. Burch
Construction Co., Inc.
P.O. Box 1590
Ramona, CA 92065

WILDMAN & MORRIS
ARCHITECTS - ENGINEERS
201 MISSION ST. SUITE 540
SAN FRANCISCO, CA. 94105

REGISTERED PROFESSIONAL ENGINEER
ROBERT G. MILLER
CIVIL
STATE OF CALIFORNIA
7/1/08
EXP. 3-31-09
SEAL

SUBMITTED BY
ACTIVITY - SATISFACTORY TO
DATE
APPROVED
FOR EFD FOR COMMANDER NAVFAC
DATE

A/E	EFD
DESIGN	
DRAWN	
REVIEW	
QC	
CHIEF ARCH/ ENGR.	

PROJECT MANAGER
FIRE PROTECTION
BRANCH MANAGER
DESIGN DIRECTOR

DEPARTMENT OF THE NAVY
NAVAL FACILITIES ENGINEERING COMMAND
NAVFAC SOUTHWEST
SAN DIEGO CALIFORNIA
NAS NORTH ISLAND CORONADO, CALIFORNIA

P759 BASE MAIN GATE AND ENTRANCE
NAVAL AIR STATION, NORTH ISLAND

STRIPING AND SIGNAGE PLAN

CODE ID. NO. 80091 SIZE D
SCALE:
EFD NO.
STA. PROJ. NO.
SPEC. NO. 11028065-002
CONSTR. CONTR. NO. N68711-02-D-8065-002
NAVFAC DRAWING NO. 8225716
SHEET OF
CS-109

REVDATE: 05/05/06

© 2005 WILDMAN & MORRIS INCORPORATED
PRINT DATE : $DATE$
FILE NAME : $FILES$

IF SHEET IS LESS THAN 560 X 865
REDUCED PRINT - USE GRAPHIC SCALES

DRAWFORM REVISION SEPT 2001

SEE STOCKDALE BLVD.
STRIPING PLAN BY
RICK'S ENGINEERING

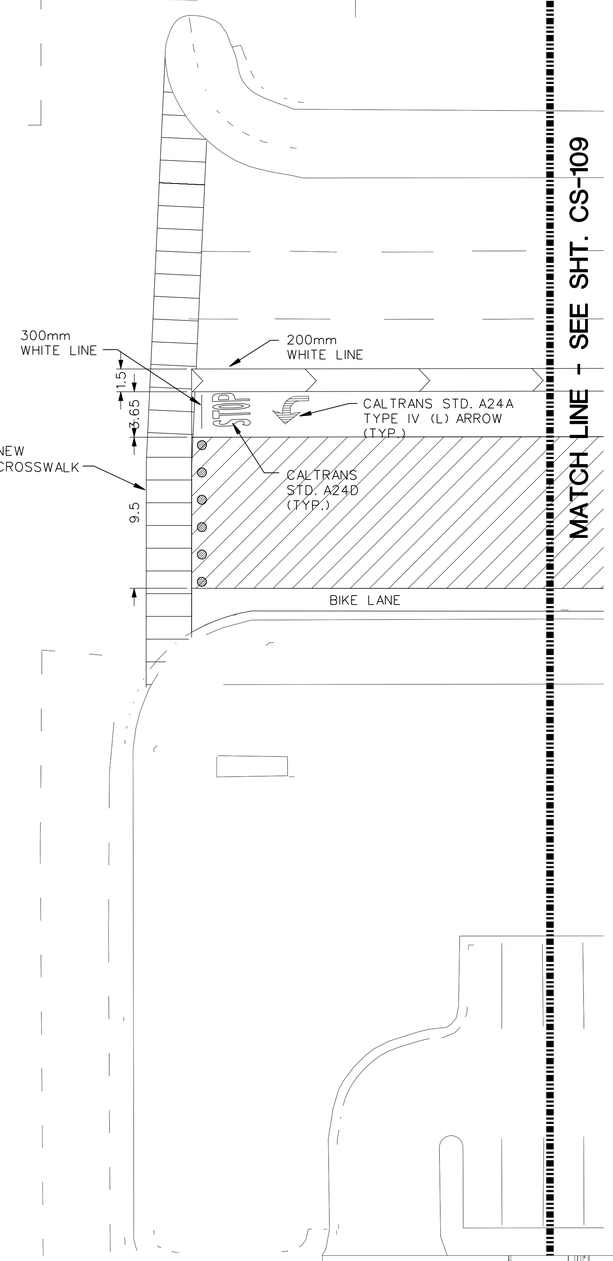

NOTES:

1. SEE DETAIL SHEET C-501 AND C-502 FOR ALL CALTRANS DETAILS.
2. SEE DETAIL SHEET C-510 FOR SIGNAGE DETAILS.

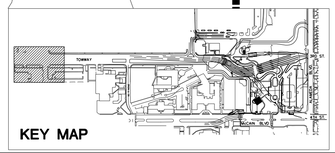

NORTH

SCALE: 1:200
0 1 2 3 4 5 10 15 20 M
NOTE: ALL DIMENSIONS ARE METRIC, U.O.N.

RECORD DRAWINGS INFORMATION PROVIDED BY GENERAL CONTRACTOR. PROFESSIONAL STAMP AND SINGATURE ON DRAWING DOES NOT ATTEST TO THE ACCURACY OF THIS INFORMATION. ONLY THAT INFORMATION WAS TRANSFERRED TO ELECTRONIC FILE WITH REASONABLE CARE.

THE CONTRACTOR SHALL BE RESPONSIBLE FOR COORDINATING THE WORK AMONG THE VARIOUS TRADES AS NECESSARY TO AVOID CONFLICTS AND TO INSURE THE INSTALLATION OF ALL WORK WITHIN THE AVAILABLE SPACE.

DESCRIPTION	DATE	APPR
AS-BUILT CONDITIONS SHOWN	7-8-08	RDH

R. A. Burch
Construction Co., Inc.
P.O. Box 1590
Ramona, CA 92065

WILDMAN & MORRIS
ARCHITECTS · ENGINEERS
201 MISSION ST. SUITE 540
SAN FRANCISCO, CA. 94105

REGISTERED PROFESSIONAL ENGINEER ROBERT G. MILLER 7/1/08 STATE OF CALIFORNIA
EXP. 3-31-09
SEAL

SUBMITTED BY
ACTIVITY - SATISFACTORY TO
DATE
APPROVED
FOR EFD FOR COMMANDER NAVFAC
DATE

A/E	EFD
DESIGN	
DRAWN	
REVIEW	
QC	
CHIEF ARCH/ ENGR.	
PROJECT MANAGER	
FIRE PROTECTION	
BRANCH MANAGER	
DESIGN DIRECTOR	

DEPARTMENT OF THE NAVY
NAVAL FACILITIES ENGINEERING COMMAND
NAVFAC SOUTHWEST
SAN DIEGO
NAS NORTH ISLAND
CALIFORNIA
CORONADO, CALIFORNIA

P759 BASE MAIN GATE AND ENTRANCE
NAVAL AIR STATION, NORTH ISLAND

STRIPING AND SIGNAGE PLAN

CODE ID.NO. 88891	SIZE D
SCALE:	
EFD NO.	
STA. PROJ. NO.	
SPEC. NO.	11028065-002
CONSTR. CONTR. NO.	N68711-02-D-8065-002
NAVFAC DRAWING NO.	8225717
SHEET	OF

CS-110

DRAWFORM REVISION SEPT 2001

REVDATE: 05/05/06

© 2005 WILDMAN & MORRIS INCORPORATED
PRINT DATE : $DATE$
FILE NAME : $FILE$

IF SHEET IS LESS THAN 560 X 865
REDUCED PRINT - USE GRAPHIC SCALES

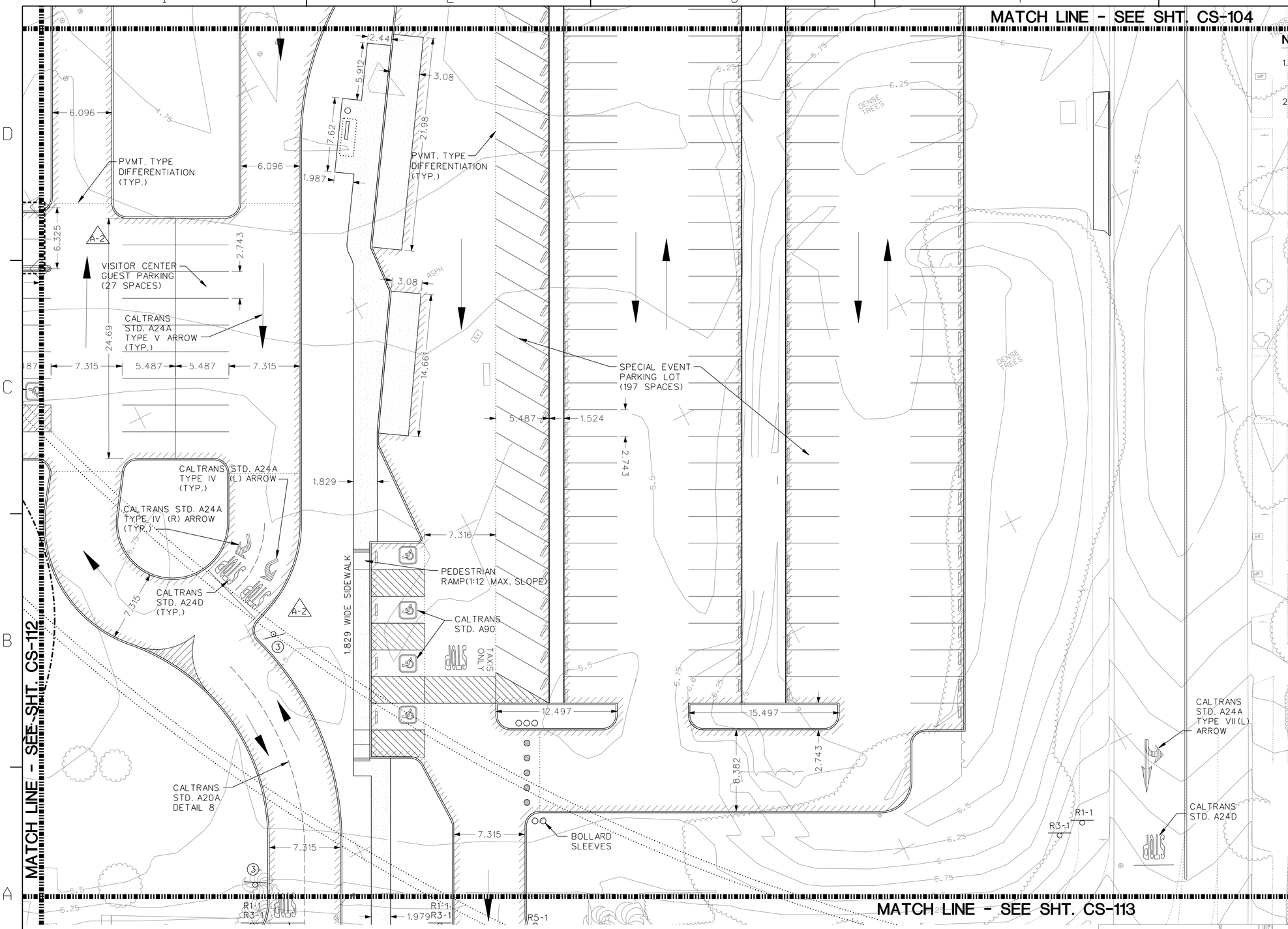

NOTES:

1. SEE DETAIL SHEET C-501 AND C-502 FOR ALL CALTRANS DETAILS.
2. SEE DETAIL SHEET C-510 FOR SIGNAGE DETAILS.

NORTH

SCALE: 1:200

0 1 2 3 4 5 10 15 20 M

NOTE: ALL DIMENSIONS ARE METRIC, U.O.N.

KEY MAP

RECORD DRAWINGS INFORMATION PROVIDED BY GENERAL CONTRACTOR. PROFESSIONAL STAMP AND SINGATURE ON DRAWING DOES NOT ATTEST TO THE ACCURACY OF THIS INFORMATION. ONLY THAT INFORMATION WAS TRANSFERRED TO ELECTRONIC FILE WITH REASONABLE CARE.

THE CONTRACTOR SHALL BE RESPONSIBLE FOR COORDINATING THE WORK AMONG THE VARIOUS TRADES AS NECESSARY TO AVOID CONFLICTS AND TO INSURE THE INSTALLATION OF ALL WORK WITHIN THE AVAILABLE SPACE.

SYM.	DESCRIPTION	DATE	APPR
	AS-BUILT CONDITIONS SHOWN	7-01-08	RDM

R. A. Burch Construction Co., Inc.
P.O. Box 1590
Ramona, CA 92065

WILDMAN & MORRIS
ARCHITECTS - ENGINEERS
201 MISSION ST. SUITE 540
SAN FRANCISCO, CA. 94105

REGISTERED PROFESSIONAL ENGINEER ROBERT G. MILLER CIVIL STATE OF CALIFORNIA
7/1/08
EXP. 3-31-09
SEAL

SUBMITTED BY
ACTIVITY - SATISFACTORY TO
DATE
APPROVED
FOR EFD FOR COMMANDER NAVFAC
DATE

A/E	EFD
DESIGN	
DRAWN	
REVIEW	
QC	
CHIEF ARCH/ ENGR.	

PROJECT MANAGER
FIRE PROTECTION
BRANCH MANAGER
DESIGN DIRECTOR

DEPARTMENT OF THE NAVY
NAVAL FACILITIES ENGINEERING COMMAND
NAVFAC SOUTHWEST
SAN DIEGO CALIFORNIA
NAS NORTH ISLAND CORONADO, CALIFORNIA

P759 BASE MAIN GATE AND ENTRANCE NAVAL AIR STATION, NORTH ISLAND

STRIPING AND SIGNAGE PLAN

CODE ID. NO. 80091 SIZE D
SCALE:
EFD NO.
STA. PROJ. NO.
SPEC. NO. 11028065-002
CONSTR. CONTR. NO. N68711-02-D-8065-002
NAVFAC DRAWING NO. 8225718
SHEET OF
CS-111

DRAWFORM REVISION SEPT 2001

IF SHEET IS LESS THAN 560 X 865 REDUCED PRINT - USE GRAPHIC SCALES

REVDATE: 05/05/06

© 2005 WILDMAN & MORRIS INCORPORATED
PRINT DATE : $DATE$
FILE NAME : $FILES$

MATCH LINE - SEE SHT. CS-105

MATCH LINE - SEE SHT. CS-111

MATCH LINE - SEE SHT. CS-114

NOTES:

1. SEE DETAIL SHEET C-501 AND C-502 FOR ALL CALTRANS DETAILS.
2. SEE DETAIL SHEET C-510 FOR SIGNAGE DETAILS.

HANDICAP RAMPS
NEW CURB
SIDEWALK
CUTTER
100mm WHITE STRIPES
VISITOR CENTER STAFF PARKING (15 SPACES)
5.486
7.315
5.486
22.250
1.219
2.743
2.743
3.353
5.182
HANDICAP RAMP
100mm WHITE LINE
1.829
SHUTTLE STOP
1.219 WIDE SIDEWALK
4.572
1.219
10m SECURITY BOUNDARY
RETAINING WALL
25m SECURITY BOUNDARY
SHELTER
1.448
1.448
6.325
6.325
CALTRANS STD. A90 (SINGLE PARKING STALL DETAIL)
1.829 WIDE SIDEWALK
1.829
5.487
1.217
7.317
8.544
3.261
5.182
1.372
4.868
1.219
1.829
REST AREA (SEE LANDSCAPE PLANS)
CO
VISITOR'S CENTER
FF = 6.10
18.491
N80°45'51"E
N 559446.721
E 1912335.461
2.54
1.829
N 559443.753
E 1912317.209
N 559426.9
E 1912309.612
3.048
CALTRANS STD. A24E
CALTRANS STD. A24A TYPE IV (L) ARROW (TYP.)
HANDICAP RAMP
NEW CURB
CURB &
R5-1
R5-1a
ASPH
DENSE TREES
TREES
R 13.716
R 144

NORTH

SCALE: 1:200
0 1 2 3 4 5 10 15 20 M
NOTE: ALL DIMENSIONS ARE METRIC, U.O.N.

KEY MAP

RECORD DRAWINGS INFORMATION PROVIDED BY GENERAL CONTRACTOR. PROFESSIONAL STAMP AND SINGATURE ON DRAWING DOES NOT ATTEST TO THE ACCURACY OF THIS INFORMATION. ONLY THAT INFORMATION WAS TRANSFERRED TO ELECTRONIC FILE WITH REASONABLE CARE.

THE CONTRACTOR SHALL BE RESPONSIBLE FOR COORDINATING THE WORK AMONG THE VARIOUS TRADES AS NECESSARY TO AVOID CONFLICTS AND TO INSURE THE INSTALLATION OF ALL WORK WITHIN THE AVAILABLE SPACE.

AS-BUILT CONDITIONS SHOWN	RDH	7-8-08	APPR
DESCRIPTION	STK	DATE	

R. A. Burch Construction Co., Inc.
P.O. Box 1590
Ramona, CA 92065

WILDMAN & MORRIS
ARCHITECTS · ENGINEERS
201 MISSION ST. SUITE 540
SAN FRANCISCO, CA. 94105

REGISTERED PROFESSIONAL ENGINEER ROBERT G. MILLER 7/1/08 STATE OF CALIFORNIA
EXP. 3-31-09
SEAL

SUBMITTED BY
ACTIVITY - SATISFACTORY TO
DATE
APPROVED
FOR EFD FOR COMMANDER NAVFAC
DATE

A/E	EFD
	DESIGN
	DRAWN
	REVIEW
	QC
	CHIEF ARCH/ ENGR.

PROJECT MANAGER
FIRE PROTECTION
BRANCH MANAGER
DESIGN DIRECTOR

DEPARTMENT OF THE NAVY
NAVAL FACILITIES ENGINEERING COMMAND
NAVFAC SOUTHWEST
SAN DIEGO CALIFORNIA
NAS NORTH ISLAND CORONADO, CALIFORNIA

P759 BASE MAIN GATE AND ENTRANCE
NAVAL AIR STATION, NORTH ISLAND

STRIPING AND SIGNAGE PLAN

CODE ID NO. 80091 SIZE D
SCALE:
EFD NO.
STA. PROJ. NO.
SPEC. NO. 11028065-002
CONSTR. CONTR. NO. N68711-02-D-8065-002
NAVFAC DRAWING NO. 8225719
SHEET OF
CS-112

DRAWFORM REVISION SEPT 2001

REVDATE: 05/05/06

© 2005 WILDMAN & MORRIS INCORPORATED
PRINT DATE : $DATE$
FILE NAME : $FILE$

IF SHEET IS LESS THAN 560 X 865 REDUCED PRINT - USE GRAPHIC SCALES

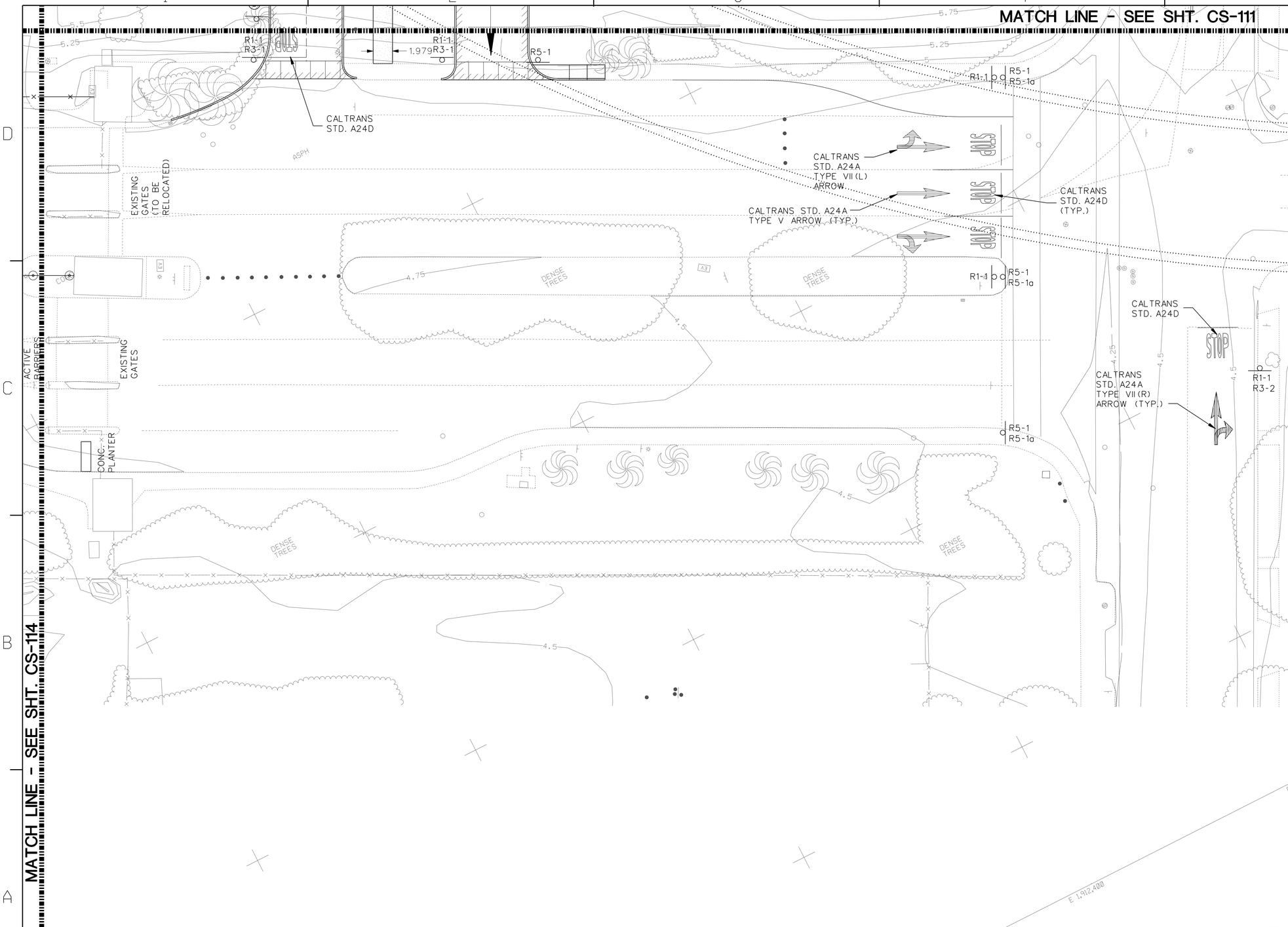

NOTES:

1. SEE DETAIL SHEET C-501 AND C-502 FOR ALL CALTRANS DETAILS.
2. SEE DETAIL SHEET C-510 FOR SIGNAGE DETAILS.

NORTH

SCALE: 1:200

0 1 2 3 4 5 10 15 20 M

NOTE: ALL DIMENSIONS ARE METRIC, U.O.N.

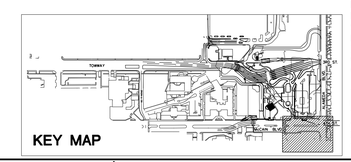

KEY MAP

RECORD DRAWINGS INFORMATION PROVIDED BY GENERAL CONTRACTOR. PROFESSIONAL STAMP AND SINGATURE ON DRAWING DOES NOT ATTEST TO THE ACCURACY OF THIS INFORMATION. ONLY THAT INFORMATION WAS TRANSFERRED TO ELECTRONIC FILE WITH REASONABLE CARE.

THE CONTRACTOR SHALL BE RESPONSIBLE FOR COORDINATING THE WORK AMONG THE VARIOUS TRADES AS NECESSARY TO AVOID CONFLICTS AND TO INSURE THE INSTALLATION OF ALL WORK WITHIN THE AVAILABLE SPACE.

SYM.	DESCRIPTION	DATE	APPR
	AS-BUILT CONDITIONS SHOWN	7-31-08	RDM

R. A. Burch Construction Co., Inc.
P.O. Box 1590
Ramona, CA 92065

WILDMAN & MORRIS
ARCHITECTS - ENGINEERS
201 MISSION ST. SUITE 540
SAN FRANCISCO, CA. 94105

REGISTERED PROFESSIONAL ENGINEER ROBERT G. MILLER CIVIL STATE OF CALIFORNIA
7/1/08
EXP. 3-31-09
SEAL

SUBMITTED BY
ACTIVITY - SATISFACTORY TO
DATE
APPROVED
FOR EFD FOR COMMANDER NAVFAC
DATE
A/E EFD
DESIGN
DRAWN
REVIEW
QC
CHIEF ARCH/ ENGR.
PROJECT MANAGER
FIRE PROTECTION
BRANCH MANAGER
DESIGN DIRECTOR

DEPARTMENT OF THE NAVY
NAVAL FACILITIES ENGINEERING COMMAND
NAVFAC SOUTHWEST
SAN DIEGO CALIFORNIA
NAS NORTH ISLAND CORONADO, CALIFORNIA

P759 BASE MAIN GATE AND ENTRANCE NAVAL AIR STATION, NORTH ISLAND

STRIPING AND SIGNAGE PLAN

CODE ID. NO. 80091 SIZE D
SCALE:
EFD NO.
STA. PROJ. NO.
SPEC. NO. 11028065-002
CONSTR. CONTR. NO. N68711-02-D-8065-002
NAVFAC DRAWING NO. 8225720
SHEET OF
CS-113

DRAWFORM REVISION SEPT 2001

REVDATE: 05/05/06

© 2005 WILDMAN & MORRIS INCORPORATED
PRINT DATE : $DATE$
FILE NAME : $FILES$

IF SHEET IS LESS THAN 560 X 865 REDUCED PRINT - USE GRAPHIC SCALES

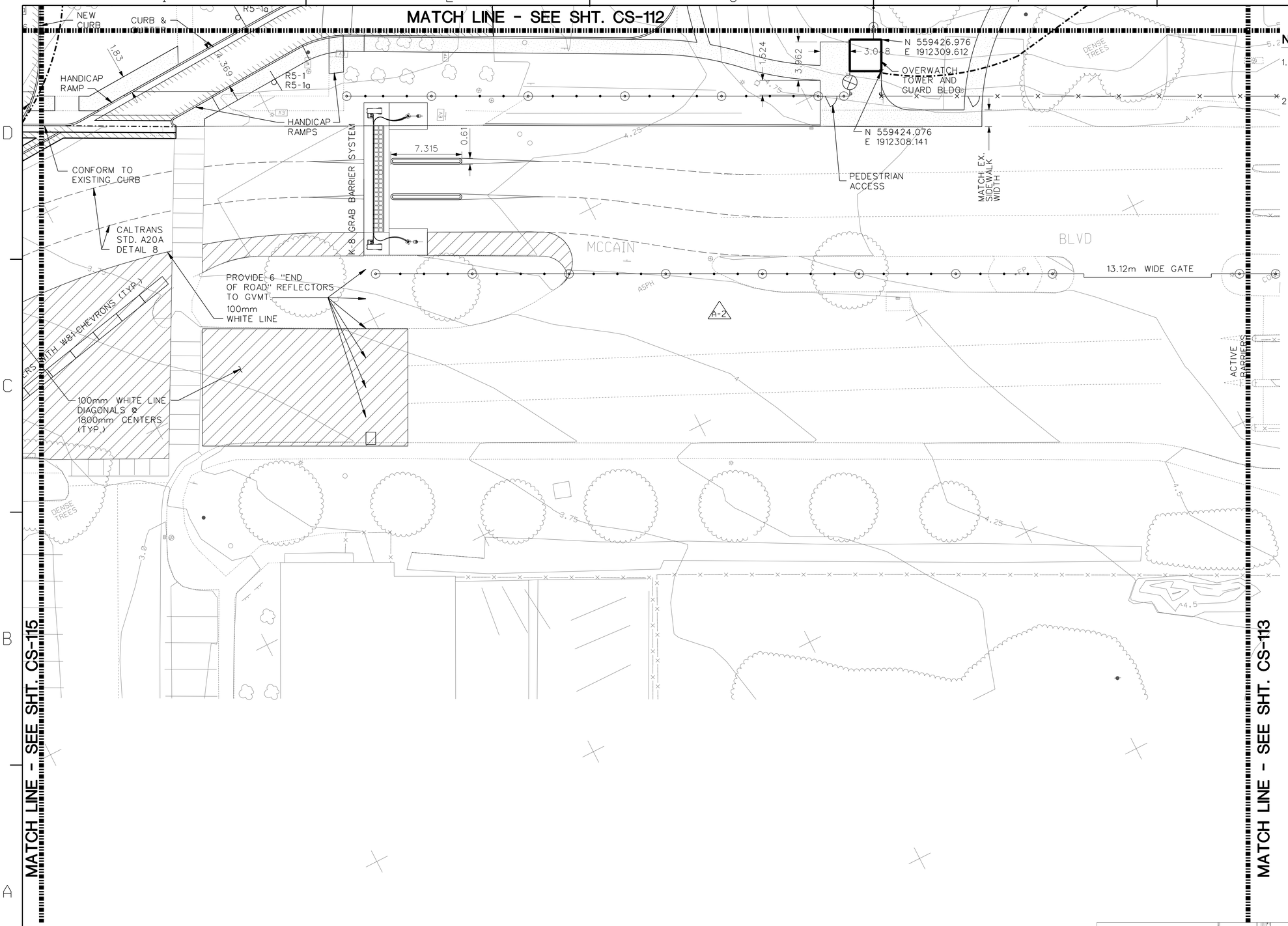

NOTES:

1. SEE DETAIL SHEET C-501 AND C-502 FOR ALL CALTRANS DETAILS.
2. SEE DETAIL SHEET C-510 FOR SIGNAGE DETAILS.

NORTH

SCALE: 1:200

0 1 2 3 4 5 10 15 20 M

NOTE: ALL DIMENSIONS ARE METRIC, U.O.N.

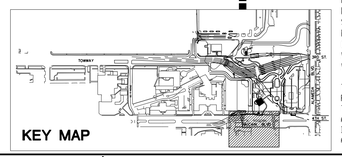

KEY MAP

RECORD DRAWINGS INFORMATION PROVIDED BY GENERAL CONTRACTOR. PROFESSIONAL STAMP AND SINGATURE ON DRAWING DOES NOT ATTEST TO THE ACCURACY OF THIS INFORMATION. ONLY THAT INFORMATION WAS TRANSFERRED TO ELECTRONIC FILE WITH REASONABLE CARE.

THE CONTRACTOR SHALL BE RESPONSIBLE FOR COORDINATING THE WORK AMONG THE VARIOUS TRADES AS NECESSARY TO AVOID CONFLICTS AND TO INSURE THE INSTALLATION OF ALL WORK WITHIN THE AVAILABLE SPACE.

SYM.	DESCRIPTION	DATE	APPR
	AS-BUILT CONDITIONS SHOWN	7-01-08	RDM

R. A. Burch Construction Co., Inc.
P.O. Box 1590
Ramona, CA 92065

WILDMAN & MORRIS
ARCHITECTS - ENGINEERS
201 MISSION ST. SUITE 540
SAN FRANCISCO, CA. 94105

REGISTERED PROFESSIONAL ENGINEER ROBERT G. MILLER CIVIL STATE OF CALIFORNIA
7/1/08
EXP. 3-31-09
SEAL

SUBMITTED BY
ACTIVITY - SATISFACTORY TO
DATE
APPROVED
FOR EFD FOR COMMANDER NAVFAC
DATE

A/E	EFD
DESIGN	
DRAWN	
REVIEW	
QC	
CHIEF ARCH/ ENGR.	

PROJECT MANAGER
FIRE PROTECTION
BRANCH MANAGER
DESIGN DIRECTOR

DEPARTMENT OF THE NAVY
NAVAL FACILITIES ENGINEERING COMMAND
NAVFAC SOUTHWEST
SAN DIEGO CALIFORNIA
NAS NORTH ISLAND CORONADO, CALIFORNIA

P759 BASE MAIN GATE AND ENTRANCE NAVAL AIR STATION, NORTH ISLAND

STRIPING AND SIGNAGE PLAN

CODE ID. NO. 80091 SIZE D
SCALE:
EFD NO.
STA. PROJ. NO.
SPEC. NO. 11028065-002
CONSTR. CONTR. NO. N68711-02-D-8065-002
NAVFAC DRAWING NO. 8225721
SHEET OF
CS-114

DRAWFORM REVISION SEPT 2001

IF SHEET IS LESS THAN 560 X 865
REDUCED PRINT - USE GRAPHIC SCALES

REVDATE: 05/05/06

© 2005 WILDMAN & MORRIS INCORPORATED
PRINT DATE : $DATE$
FILE NAME : $FILES$

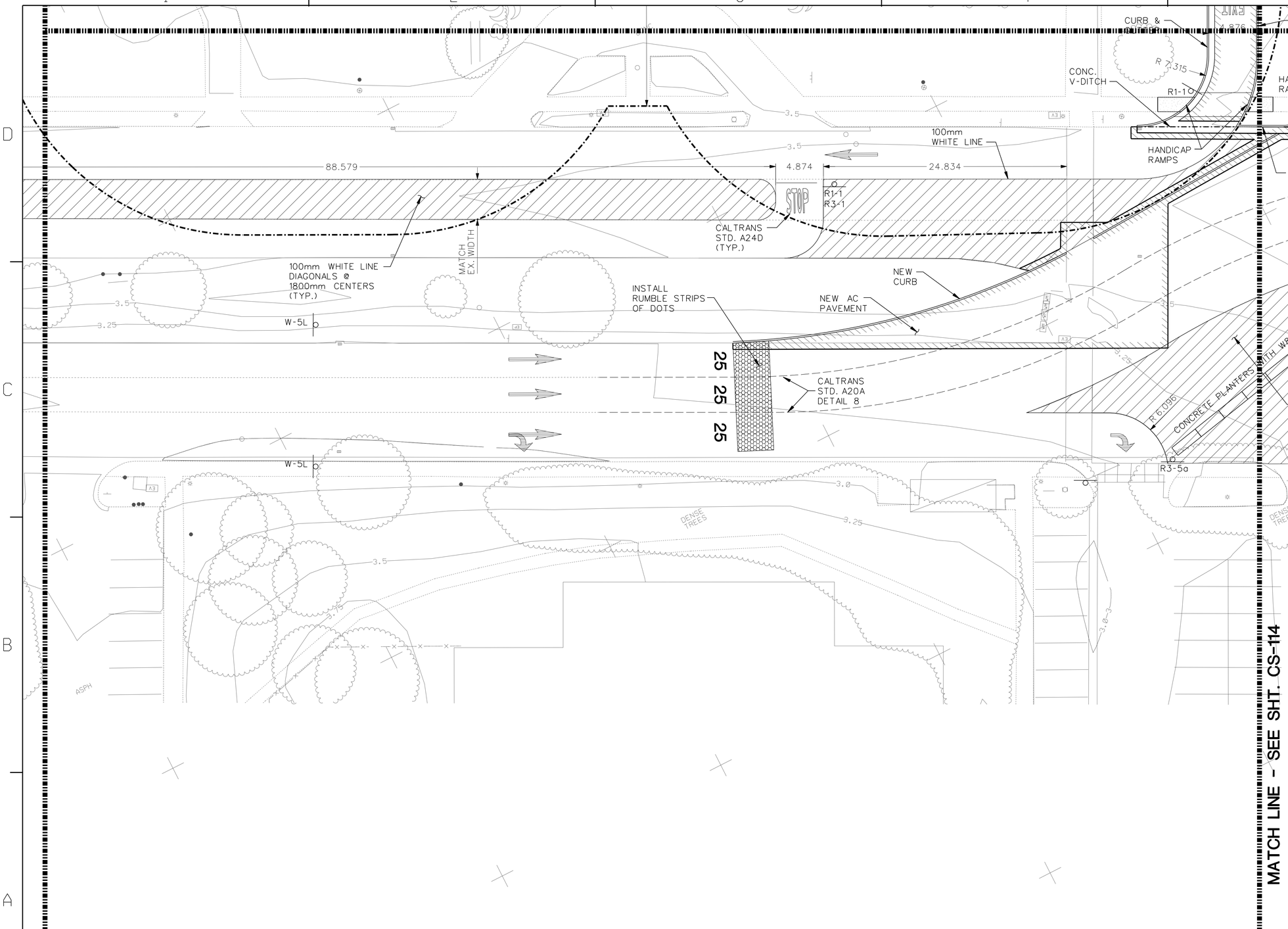

NOTES:

1. SEE DETAIL SHEET C-501 AND C-502 FOR ALL CALTRANS DETAILS.
2. SEE DETAIL SHEET C-510 FOR SIGNAGE DETAILS.

NOTES:

1. SEE DETAIL SHEET C-501 AND C-502 FOR ALL CALTRANS DETAILS.

NORTH

SCALE: 1:200

0 1 2 3 4 5 10 15 20 M

NOTE: ALL DIMENSIONS ARE METRIC, U.O.N.

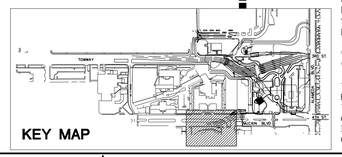

KEY MAP

RECORD DRAWINGS INFORMATION PROVIDED BY GENERAL CONTRACTOR. PROFESSIONAL STAMP AND SINGATURE ON DRAWING DOES NOT ATTEST TO THE ACCURACY OF THIS INFORMATION. ONLY THAT INFORMATION WAS TRANSFERRED TO ELECTRONIC FILE WITH REASONABLE CARE.

THE CONTRACTOR SHALL BE RESPONSIBLE FOR COORDINATING THE WORK AMONG THE VARIOUS TRADES AS NECESSARY TO AVOID CONFLICTS AND TO INSURE THE INSTALLATION OF ALL WORK WITHIN THE AVAILABLE SPACE.

SYM.	DESCRIPTION	DATE	APPR
	AS-BUILT CONDITIONS SHOWN	7-31-08	RCM

R. A. Burch Construction Co., Inc.
P.O. Box 1590
Ramona, CA 92065

WILDMAN & MORRIS
ARCHITECTS - ENGINEERS
201 MISSION ST. SUITE 540
SAN FRANCISCO, CA. 94105

REGISTERED PROFESSIONAL ENGINEER ROBERT G. MILLER CIVIL STATE OF CALIFORNIA
7/1/08
EXP. 3-31-09
SEAL

SUBMITTED BY
ACTIVITY - SATISFACTORY TO
DATE
APPROVED
FOR EFD FOR COMMANDER NAVFAC
DATE

A/E	EFD
DESIGN	
DRAWN	
REVIEW	
QC	
CHIEF ARCH/ ENGR.	

PROJECT MANAGER
FIRE PROTECTION
BRANCH MANAGER
DESIGN DIRECTOR

DEPARTMENT OF THE NAVY
NAVAL FACILITIES ENGINEERING COMMAND
NAVFAC SOUTHWEST
SAN DIEGO CALIFORNIA
NAS NORTH ISLAND CORONADO, CALIFORNIA

P759 BASE MAIN GATE AND ENTRANCE NAVAL AIR STATION, NORTH ISLAND

STRIPING AND SIGNAGE PLAN

CODE ID. NO. 80PR1 SIZE D
SCALE:
EFD NO.
STA. PROJ. NO.
SPEC. NO. 11028065-002
CONSTR. CONTR. NO. N68711-02-D-8065-002
NAVFAC DRAWING NO. 8225722
SHEET OF
CS-115

DRAWFORM REVISION SEPT 2001

IF SHEET IS LESS THAN 560 X 865 REDUCED PRINT - USE GRAPHIC SCALES

REVDATE: 05/05/06

© 2005 WILDMAN & MORRIS INCORPORATED
PRINT DATE : $DATE$
FILE NAME : $FILES$

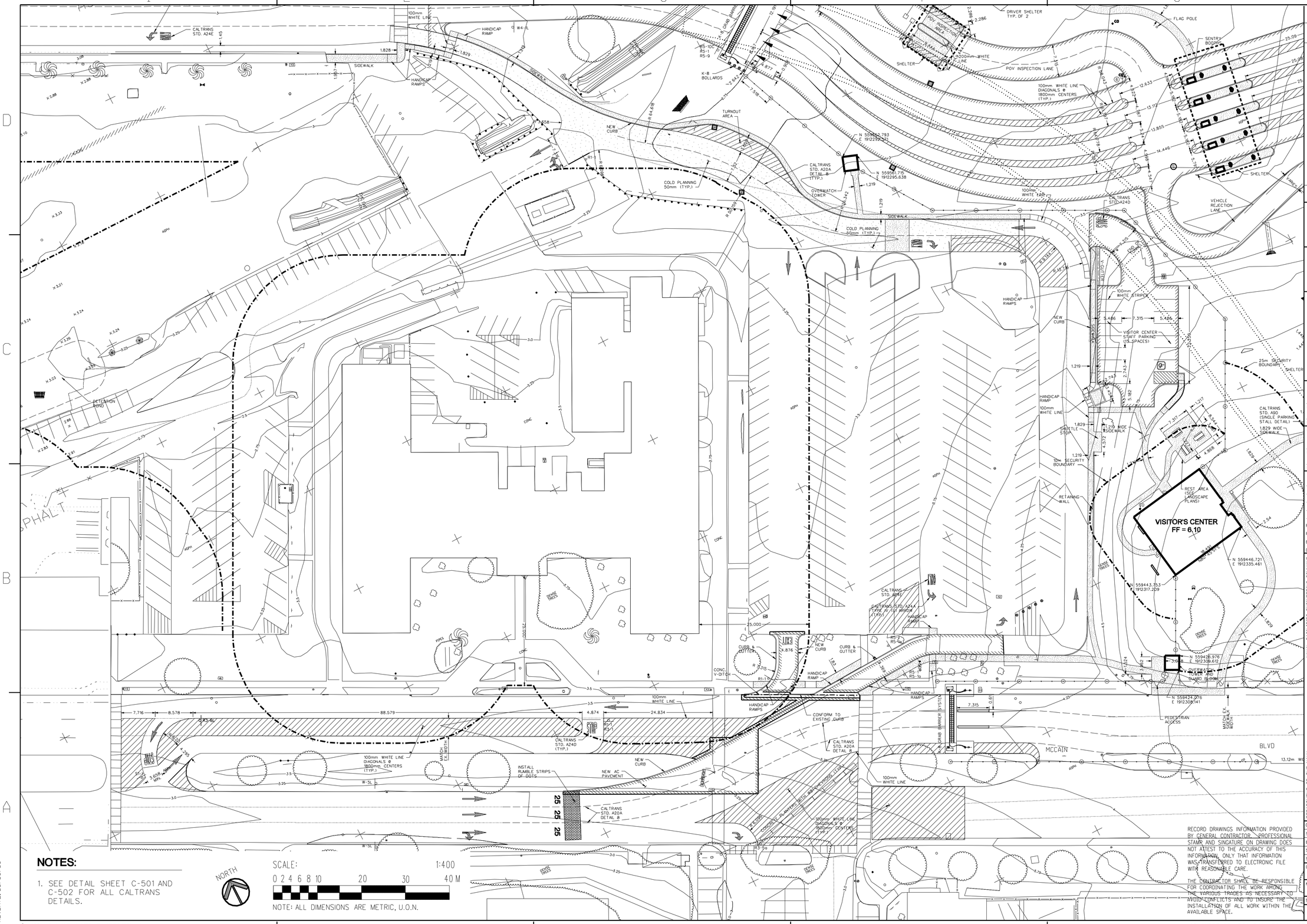

NOTES:

1. SEE DETAIL SHEET C-501 AND C-502 FOR ALL CALTRANS DETAILS.

NORTH

SCALE: 1:400

0 2 4 6 8 10 20 30 40 M

NOTE: ALL DIMENSIONS ARE METRIC, U.O.N.

RECORD DRAWINGS INFORMATION PROVIDED BY GENERAL CONTRACTOR. PROFESSIONAL STAMP AND SINGATURE ON DRAWING DOES NOT ATTEST TO THE ACCURACY OF THIS INFORMATION, ONLY THAT INFORMATION WAS TRANSFERRED TO ELECTRONIC FILE WITH REASONABLE CARE.

THE CONTRACTOR SHALL BE RESPONSIBLE FOR COORDINATING THE WORK AMONG THE VARIOUS TRADES AS NECESSARY TO AVOID CONFLICTS AND TO INSURE THE INSTALLATION OF ALL WORK WITHIN THE AVAILABLE SPACE.

AS-BUILT CONDITIONS SHOWN

SYM.	DESCRIPTION	DATE	APPR
		7-01-08	ROM

R. A. Burch Construction Co., Inc.
P.O. Box 1590
Ramona, CA 92065

WILDMAN & MORRIS
ARCHITECTS · ENGINEERS
201 MISSION ST. SUITE 540
SAN FRANCISCO, CA. 94105

REGISTERED PROFESSIONAL ENGINEER
ROBERT G. MILLER
CIVIL
STATE OF CALIFORNIA
7/1/08
EXP. 3-31-09
SEAL

SUBMITTED BY
ACTIVITY - SATISFACTORY TO
DATE
APPROVED
FOR EFD FOR COMMANDER NAVFAC
DATE
A/E EFD
DESIGN
DRAWN
REVIEW
QC
CHIEF ARCH/ ENGR.
PROJECT MANAGER
FIRE PROTECTION
BRANCH MANAGER
DESIGN DIRECTOR

DEPARTMENT OF THE NAVY
NAVAL FACILITIES ENGINEERING COMMAND
SAN DIEGO CALIFORNIA
NAS NORTH ISLAND CORONADO, CALIFORNIA

P759 BASE MAIN GATE AND ENTRANCE NAVAL AIR STATION, NORTH ISLAND

McCAIN BLVD. & M AVENUE REVISION (OPT. 2)

CODE ID. NO. 88PH SIZE D
SCALE:
EFD NO.
STA. PROJ. NO.
SPEC. NO. 11028065-002
CONSTR. CONTR. NO. N68711-02-D-8065-002
NAVFAC DRAWING NO. 8225749
SHEET OF
CS-121

DRAWFORM REVISION SEPT 2001

IF SHEET IS LESS THAN 560 X 865 REDUCED PRINT - USE GRAPHIC SCALES

REVDATE: 05/05/06

© 2005 WILDMAN & MORRIS INCORPORATED
PRINT DATE : $DATE$
FILE NAME : $FILES$

SEE STOCKDALE BLVD.
STRIPING PLAN BY
RICK'S ENGINEERING

PROPOSED CHILD DEVELOPMENT CENTER

ASPH

ASPHALT

SAND

CONCRETE

CALTRANS STD. A24A TYPE IV (L) ARROW (TYP.)

CALTRANS STD. A24E

CALTRANS STD. A24D

CALTRANS STD. A20A DETAIL B (TYP.)

RETRO CHAIN SUSPENDED B/W BOLLARDS

300mm WHITE LINE

100mm WHITE LINE

100mm WHITE LINE DIAGONALS @ 1800mm CENTERS (TYP.)

BIKE LANE

SIDEWALK

HANDICAP RAMPS

STOP

25.0m ATFP SETBACK

NEW CURB, GUTTER, & SIDEWALK

NEW CURB & SIDEWALK

NEW HANDICAP RAMP

305mm WIDE AC REPAIR

RETENTION POND

A4 SDMH

A2 SDMH

734

618

"R" AVENUE

88.579

7.716

8.578

73.285

NOTES:

1. SEE SHEET CG-122 FOR GRADING.

NORTH

SCALE: 1:400

0 2 4 6 8 10 20 30 40 M

NOTE: ALL DIMENSIONS ARE METRIC, U.O.N.

RECORD DRAWINGS INFORMATION PROVIDED BY GENERAL CONTRACTOR. PROFESSIONAL STAMP AND SINGATURE ON DRAWING DOES NOT ATTEST TO THE ACCURACY OF THIS INFORMATION, ONLY THAT INFORMATION WAS TRANSFERRED TO ELECTRONIC FILE WITH REASONABLE CARE.

THE CONTRACTOR SHALL BE RESPONSIBLE FOR COORDINATING THE WORK AMONG THE VARIOUS TRADES AS NECESSARY TO AVOID CONFLICTS AND TO INSURE THE INSTALLATION OF ALL WORK WITHIN THE AVAILABLE SPACE.

DESCRIPTION	DATE	APPR
AS-BUILT CONDITIONS SHOWN	7-8-08	ROM

R. A. Burch Construction Co., Inc.
P.O. Box 1590
Ramona, CA 92065

WILDMAN & MORRIS
ARCHITECTS · ENGINEERS
201 MISSION ST. SUITE 540
SAN FRANCISCO, CA. 94105

REGISTERED PROFESSIONAL ENGINEER ROBERT G. WILDMAN 7/1/08 CIVIL STATE OF CALIFORNIA
EXP. 3-31-09
SEAL

SUBMITTED BY
ACTIVITY - SATISFACTORY TO
DATE
APPROVED
FOR EFD FOR COMMANDER NAVFAC
DATE

A/E	EFD
DESIGN	
DRAWN	
REVIEW	
QC	
CHIEF ARCH./ ENGR.	
PROJECT MANAGER	
FIRE PROTECTION	
BRANCH MANAGER	
DESIGN DIRECTOR	

DEPARTMENT OF THE NAVY
NAVAL FACILITIES ENGINEERING COMMAND
NAVFAC SOUTHWEST
SAN DIEGO
CALIFORNIA
MWS NORTH ISLAND
CORONADO, CALIFORNIA

P759 BASE MAIN GATE AND ENTRANCE
NAVAL AIR STATION, NORTH ISLAND

"R" AVENUE AND PARKING STRIPING PLAN

CODE ID.NO. 88MH	SIZE D
SCALE:	
EFD NO.	
STA. PROJ. NO.	
SPEC. NO.	11028065-002
CONSTR. CONTR. NO.	N68711-02-D-8065-002
NAVFAC DRAWING NO.	8225750
SHEET	OF

CS-122

DRAWFORM REVISION SEPT 2001

REVDATE: 05/05/06

© 2005 WILDMAN & MORRIS INCORPORATED
PRINT DATE : $DATE$
FILE NAME : $FILES$

IF SHEET IS LESS THAN 560 X 865
REDUCED PRINT - USE GRAPHIC SCALES

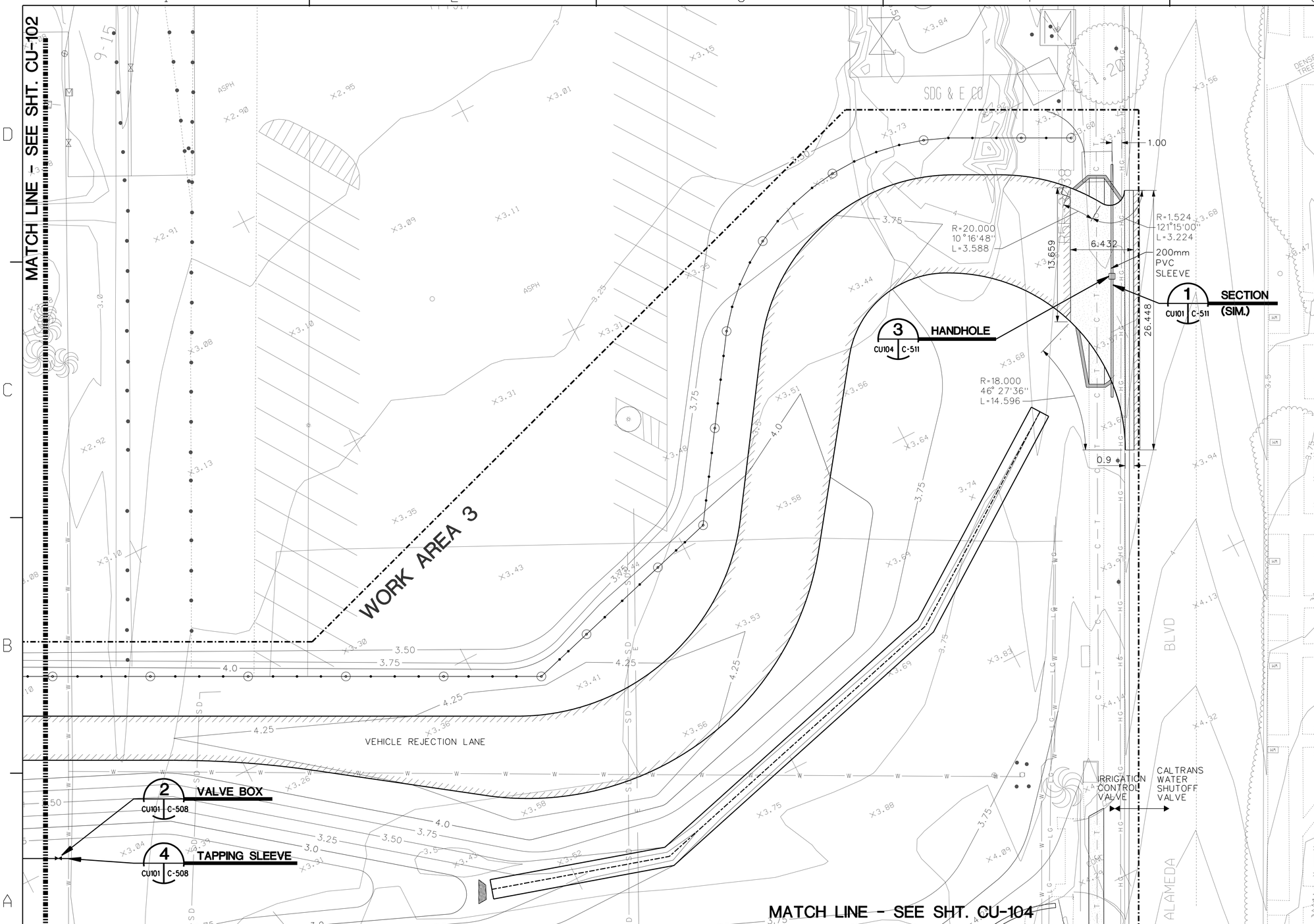

NORTH

SCALE: 1:200

0 1 2 3 4 5 10 15 20 M

NOTE: ALL DIMENSIONS ARE METRIC, U.O.N.

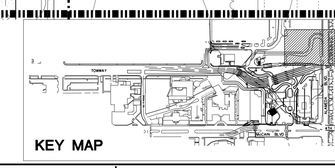

KEY MAP

RECORD DRAWINGS INFORMATION PROVIDED BY GENERAL CONTRACTOR. PROFESSIONAL STAMP AND SINGATURE ON DRAWING DOES NOT ATTEST TO THE ACCURACY OF THIS INFORMATION. ONLY THAT INFORMATION WAS TRANSFERRED TO ELECTRONIC FILE WITH REASONABLE CARE.

THE CONTRACTOR SHALL BE RESPONSIBLE FOR COORDINATING THE WORK AMONG THE VARIOUS TRADES AS NECESSARY TO AVOID CONFLICTS AND TO INSURE THE INSTALLATION OF ALL WORK WITHIN THE AVAILABLE SPACE.

AS-BUILT CONDITIONS SHOWN 7-01-08 RCM

SYM.	DESCRIPTION	DATE	APPR

R. A. Burch Construction Co., Inc.
P.O. Box 1590
Ramona, CA 92065

WILDMAN & MORRIS
ARCHITECTS - ENGINEERS
201 MISSION ST. SUITE 540
SAN FRANCISCO, CA. 94105

REGISTERED PROFESSIONAL ENGINEER ROBERT G. MILLER 7/1/08 STATE OF CALIFORNIA
EXP. 3-31-09
SEAL

SUBMITTED BY
ACTIVITY - SATISFACTORY TO
DATE
APPROVED
FOR EFD FOR COMMANDER NAVFAC
DATE

A/E EFD
DESIGN
DRAWN
REVIEW
QC
CHIEF ARCH/ ENGR.
PROJECT MANAGER
FIRE PROTECTION
BRANCH MANAGER
DESIGN DIRECTOR

DEPARTMENT OF THE NAVY
NAVAL FACILITIES ENGINEERING COMMAND
NAVFAC SOUTHWEST
SAN DIEGO CALIFORNIA
NAS NORTH ISLAND CORONADO, CALIFORNIA

P759 BASE MAIN GATE AND ENTRANCE
NAVAL AIR STATION, NORTH ISLAND

UTILITY PLAN

CODE ID. NO. 80091 SIZE D
SCALE:
EFD NO.
STA. PROJ. NO.
SPEC. NO. 11028065-002
CONSTR. CONTR. NO. N68711-02-D-8065-002
NAVFAC DRAWING NO. 8225723
SHEET OF
CU-101

DRAWFORM REVISION SEPT 2001

REVDATE: 05/05/06

© 2005 WILDMAN & MORRIS INCORPORATED
PRINT DATE : $DATE$
FILE NAME : $FILES$

IF SHEET IS LESS THAN 560 X 865
REDUCED PRINT - USE GRAPHIC SCALES

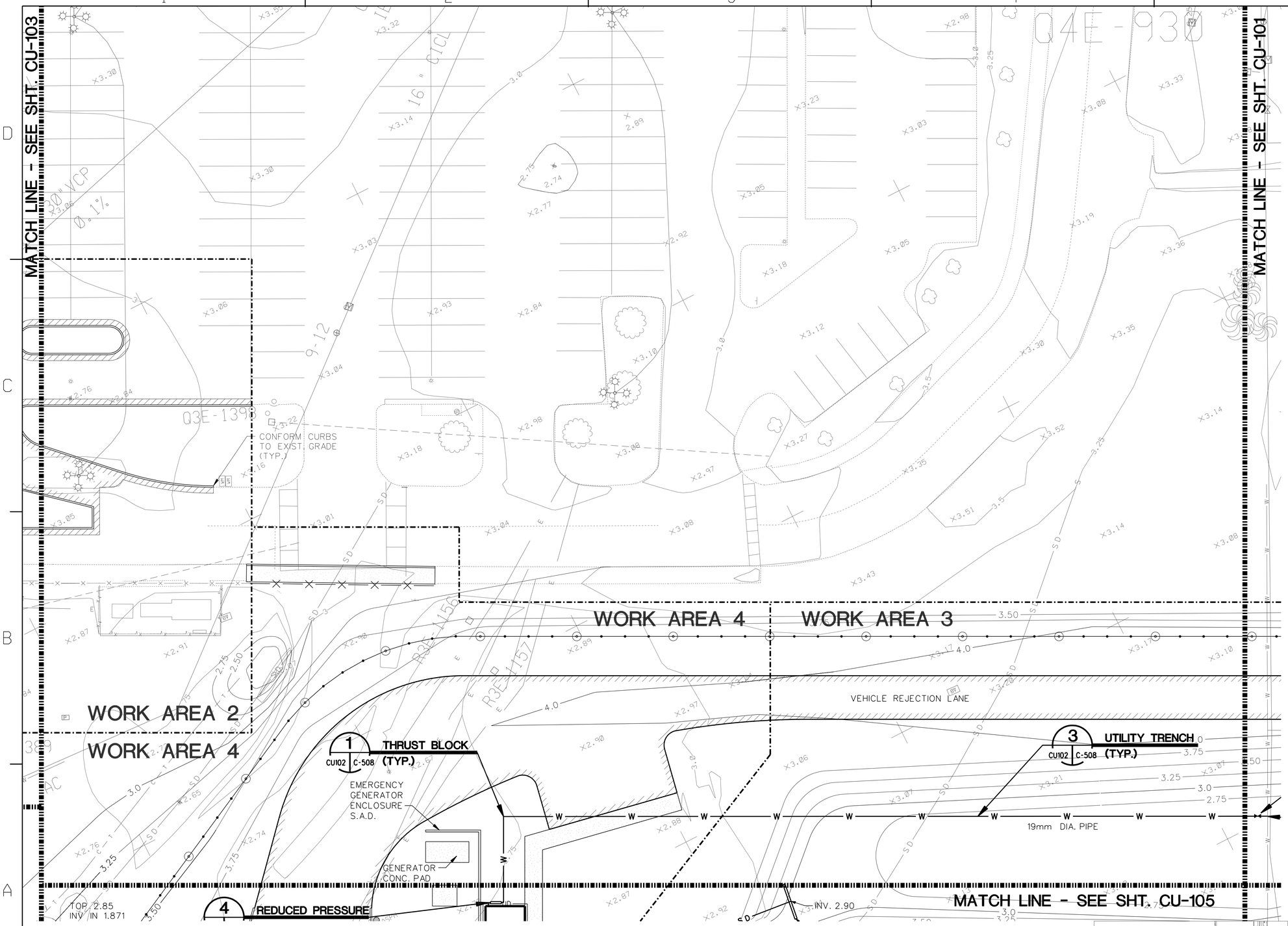

NORTH

SCALE: 1:200

0 1 2 3 4 5 10 15 20 M

NOTE: ALL DIMENSIONS ARE METRIC, U.O.N.

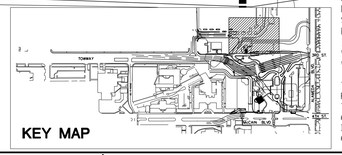

RECORD DRAWINGS INFORMATION PROVIDED BY GENERAL CONTRACTOR. PROFESSIONAL STAMP AND SINGATURE ON DRAWING DOES NOT ATTEST TO THE ACCURACY OF THIS INFORMATION. ONLY THAT INFORMATION WAS TRANSFERRED TO ELECTRONIC FILE WITH REASONABLE CARE.

THE CONTRACTOR SHALL BE RESPONSIBLE FOR COORDINATING THE WORK AMONG THE VARIOUS TRADES AS NECESSARY TO AVOID CONFLICTS AND TO INSURE THE INSTALLATION OF ALL WORK WITHIN THE AVAILABLE SPACE.

SYM.	DESCRIPTION	DATE	APPR
	AS-BUILT CONDITIONS SHOWN	7-01-08	RDM

R. A. Burch
Construction Co., Inc.
P.O. Box 1590
Ramona, CA 92065

WILDMAN & MORRIS
ARCHITECTS - ENGINEERS
201 MISSION ST. SUITE 540
SAN FRANCISCO, CA. 94105

REGISTERED PROFESSIONAL ENGINEER ROBERT G. MILLER CIVIL STATE OF CALIFORNIA
7/1/08
EXP. 3-31-09
SEAL

SUBMITTED BY
ACTIVITY - SATISFACTORY TO
DATE
APPROVED
FOR EFD FOR COMMANDER NAVFAC
DATE

A/E	EFD
DESIGN	
DRAWN	
REVIEW	
QC	
CHIEF ARCH/ ENGR.	

PROJECT MANAGER
FIRE PROTECTION
BRANCH MANAGER
DESIGN DIRECTOR

DEPARTMENT OF THE NAVY
NAVAL FACILITIES ENGINEERING COMMAND
NAVFAC SOUTHWEST
SAN DIEGO CALIFORNIA
NAS NORTH ISLAND CORONADO, CALIFORNIA

P759 BASE MAIN GATE AND ENTRANCE
NAVAL AIR STATION, NORTH ISLAND

UTILITY PLAN

CODE ID. NO. 80091 SIZE D
SCALE:
EFD NO.
STA. PROJ. NO.
SPEC. NO. 11028065-002
CONSTR. CONTR. NO. N68711-02-D-8065-002
NAVFAC DRAWING NO. 8225724
SHEET OF
CU-102

DRAWFORM REVISION SEPT 2001

IF SHEET IS LESS THAN 560 X 865
REDUCED PRINT - USE GRAPHIC SCALES

REVDATE: 05/05/06

© 2005 WILDMAN & MORRIS INCORPORATED
PRINT DATE : $DATE$
FILE NAME : $FILES$

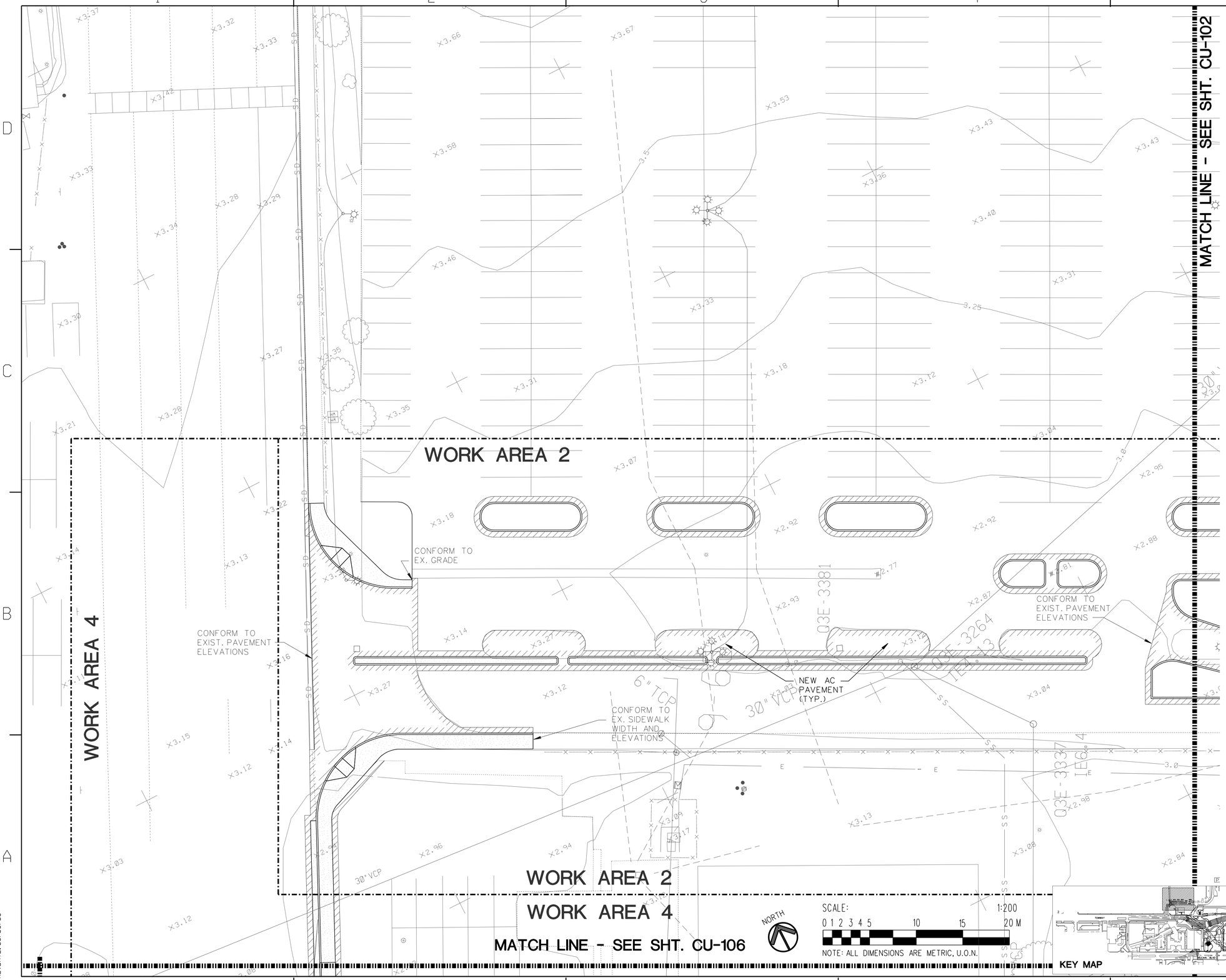

RECORD DRAWINGS INFORMATION PROVIDED BY GENERAL CONTRACTOR. PROFESSIONAL STAMP AND SINGATURE ON DRAWING DOES NOT ATTEST TO THE ACCURACY OF THIS INFORMATION. ONLY THAT INFORMATION WAS TRANSFERRED TO ELECTRONIC FILE WITH REASONABLE CARE.

THE CONTRACTOR SHALL BE RESPONSIBLE FOR COORDINATING THE WORK AMONG THE VARIOUS TRADES AS NECESSARY TO AVOID CONFLICTS AND TO INSURE THE INSTALLATION OF ALL WORK WITHIN THE AVAILABLE SPACE.

SYM.	DESCRIPTION	DATE	APPR
	AS-BUILT CONDITIONS SHOWN	7-01-08	RDM

R. A. Burch
Construction Co., Inc.
P.O. Box 1590
Ramona, CA 92065

WILDMAN & MORRIS
ARCHITECTS - ENGINEERS
201 MISSION ST. SUITE 540
SAN FRANCISCO, CA. 94105

REGISTERED PROFESSIONAL ENGINEER
ROBERT G. MILLER
CIVIL
STATE OF CALIFORNIA
7/1/08
EXP. 3-31-09
SEAL

SUBMITTED BY
ACTIVITY - SATISFACTORY TO
DATE
APPROVED
FOR EFD FOR COMMANDER NAVFAC
DATE
A/E EFD
DESIGN
DRAWN
REVIEW
QC
CHIEF ARCH/ ENGR.
PROJECT MANAGER
FIRE PROTECTION
BRANCH MANAGER
DESIGN DIRECTOR

DEPARTMENT OF THE NAVY
NAVAL FACILITIES ENGINEERING COMMAND
NAVFAC SOUTHWEST
SAN DIEGO CALIFORNIA
NAS NORTH ISLAND CORONADO, CALIFORNIA

P759 BASE MAIN GATE AND ENTRANCE
NAVAL AIR STATION, NORTH ISLAND

UTILITY PLAN

CODE ID. NO. 800R1 SIZE D
SCALE:
EFD NO.
STA. PROJ. NO.
SPEC. NO. 11028065-002
CONSTR. CONTR. NO. N68711-02-D-8065-002
NAVFAC DRAWING NO. 8225725
SHEET OF
CU-103

DRAWFORM REVISION SEPT 2001

IF SHEET IS LESS THAN 560 X 865
REDUCED PRINT - USE GRAPHIC SCALES

REVDATE: 05/05/06

© 2005 WILDMAN & MORRIS INCORPORATED
PRINT DATE : $DATE$
FILE NAME : $FILES$

MATCH LINE - SEE SHT. CU-101

MATCH LINE - SEE SHT. CU-105

MATCH LINE - SEE SHT. CU-111

INV. 3.12

406mm STORM DRAIN PIPE

CURB CUT

COMMERCIAL VEHICLE INSPECTION LANE

152mm THICK CONCRETE SWALE

INV. 3.18

INV. 3.35

INV. 3.30

150mm Diam Pipe

RAD. DEVICES

250mm STORM DRAIN PIPE

150mm Diam Pipe

CB
TOP 4.21
INV 3.78

250mm STORM DRAIN PIPE

INV. 3.56

INV. 3.63

CURB CUT

CURB CUT

BOLLARD SLEEVES

406mm STORM DRAIN PIPE

TOP 4.47
INV 3.91

TOP 4.45
INV 3.79

INV 3.99

PVMT. TYPE DIFFERENTIATION (TYP.)

R=6.096
84° 04'02"
L=8.944

R=6.096
85° 05'15"
L=9.053

1.00

6.376

13.475

25.697

200mm PVC SLEEVE

0.9

WORK AREA 3

WORK AREA 5

DENSE TREES

5 RIP-RAP CU104 C-508 (TYP.)

6 HEADWALL CU104 C-504 (TYP.)

3 UTILITY TRENCH CU104 C-508 (TYP.)

1 CATCH BASIN CU105 C-509 (TYP.)

6 CONCRETE SWALE (TYP.) CU104 C-508

1 SECTION CU104 C-511 (TYP.)

6 HEADWALL CU104 C-504 (TYP.)

NORTH

SCALE: 1:200

0 1 2 3 4 5 10 15 20 M

NOTE: ALL DIMENSIONS ARE METRIC, U.O.N.

KEY MAP

RECORD DRAWINGS INFORMATION PROVIDED BY GENERAL CONTRACTOR. PROFESSIONAL STAMP AND SINGATURE ON DRAWING DOES NOT ATTEST TO THE ACCURACY OF THIS INFORMATION. ONLY THAT INFORMATION WAS TRANSFERRED TO ELECTRONIC FILE WITH REASONABLE CARE.

THE CONTRACTOR SHALL BE RESPONSIBLE FOR COORDINATING THE WORK AMONG THE VARIOUS TRADES AS NECESSARY TO AVOID CONFLICTS AND TO INSURE THE INSTALLATION OF ALL WORK WITHIN THE AVAILABLE SPACE.

DATE	DESCRIPTION	APPR
7-8-08	AS-BUILT CONDITIONS SHOWN	RDM

R. A. Burch Construction Co., Inc.
P.O. Box 1590
Ramona, CA 92065

WILDMAN & MORRIS
ARCHITECTS · ENGINEERS
201 MISSION ST. SUITE 540
SAN FRANCISCO, CA. 94105

REGISTERED PROFESSIONAL ENGINEER
ROBERT G. MILLER
7/1/08
STATE OF CALIFORNIA
EXP. 3-31-09
SEAL

SUBMITTED BY
ACTIVITY - SATISFACTORY TO
DATE
APPROVED
FOR EFD FOR COMMANDER NAVFAC
DATE

AVE	EFD
	DESIGN
	DRAWN
	REVIEW
	QC
	CHIEF ARCH/ ENGR.

PROJECT MANAGER
FIRE PROTECTION
BRANCH MANAGER
DESIGN DIRECTOR

DEPARTMENT OF THE NAVY
NAVAL FACILITIES ENGINEERING COMMAND
NAVFAC SOUTHWEST
SAN DIEGO
CALIFORNIA
NAS NORTH ISLAND
CORONADO, CALIFORNIA

P759 BASE MAIN GATE AND ENTRANCE
NAVAL AIR STATION, NORTH ISLAND

UTILITY PLAN

CODE ID NO. 80891 SIZE D

SCALE:
EFD NO.
STA. PROJ. NO.
SPEC. NO. 11028065-002
CONSTR. CONTR. NO. N68711-02-D-8065-002
NAVFAC DRAWING NO. 8225726
SHEET OF

CU-104

DRAWFORM REVISION SEPT 2001

REVDATE: 05/05/06

© 2005 WILDMAN & MORRIS INCORPORATED
PRINT DATE : $DATE$
FILE NAME : $FILES$

IF SHEET IS LESS THAN 560 X 865
REDUCED PRINT - USE GRAPHIC SCALES

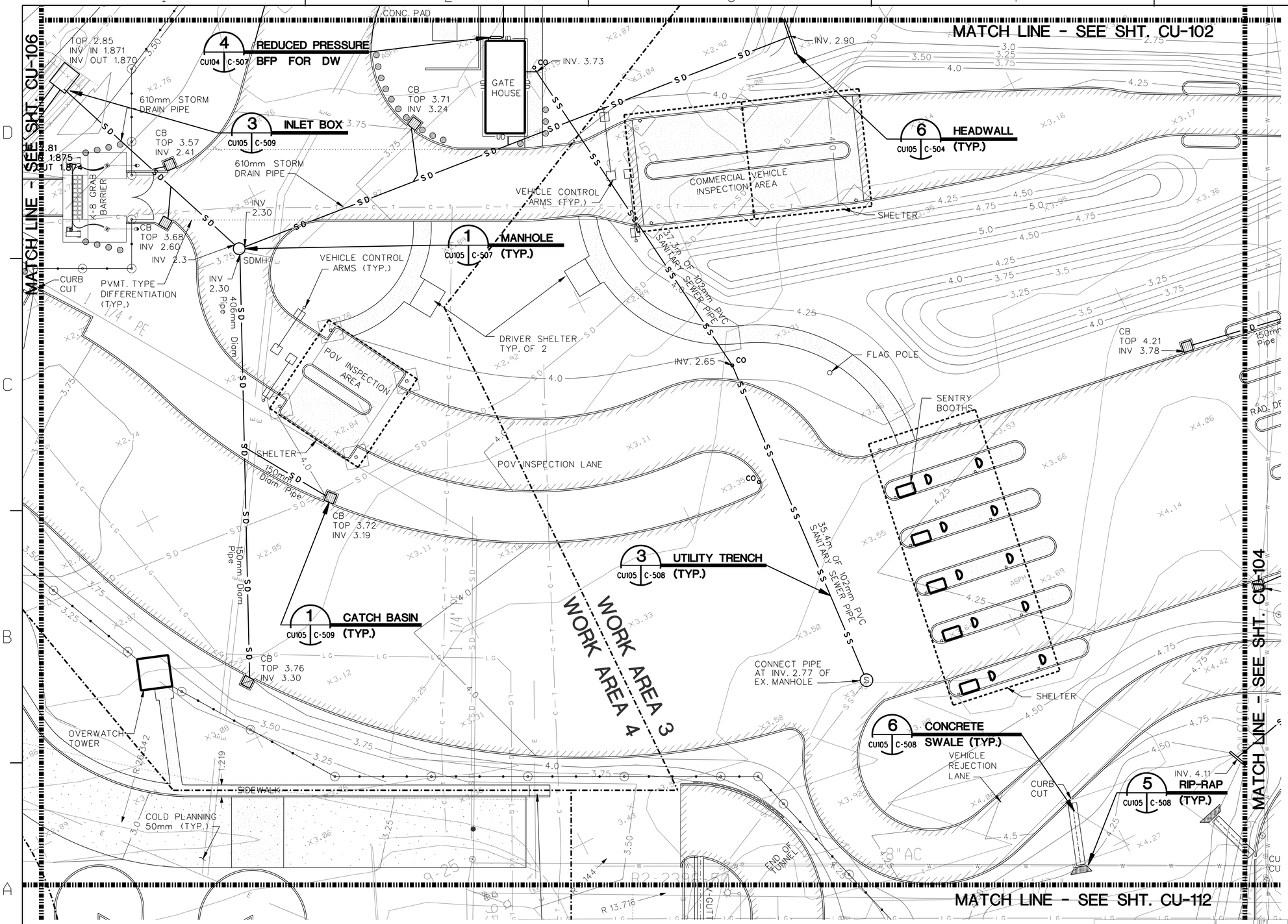

NORTH

SCALE: 1:200

0 1 2 3 4 5 10 15 20 M

NOTE: ALL DIMENSIONS ARE METRIC, U.O.N.

KEY MAP

RECORD DRAWINGS INFORMATION PROVIDED BY GENERAL CONTRACTOR. PROFESSIONAL STAMP AND SINGATURE ON DRAWING DOES NOT ATTEST TO THE ACCURACY OF THIS INFORMATION. ONLY THAT INFORMATION WAS TRANSFERRED TO ELECTRONIC FILE WITH REASONABLE CARE.

THE CONTRACTOR SHALL BE RESPONSIBLE FOR COORDINATING THE WORK AMONG THE VARIOUS TRADES AS NECESSARY TO AVOID CONFLICTS AND TO INSURE THE INSTALLATION OF ALL WORK WITHIN THE AVAILABLE SPACE.

AS-BUILT CONDITIONS SHOWN 7-01-08 RCM

SYM. DESCRIPTION DATE APPR

R. A. Burch Construction Co., Inc.
P.O. Box 1590
Ramona, CA 92065

WILDMAN & MORRIS
ARCHITECTS - ENGINEERS
201 MISSION ST. SUITE 540
SAN FRANCISCO, CA. 94105

REGISTERED PROFESSIONAL ENGINEER ROBERT G. MILLER CIVIL STATE OF CALIFORNIA
7/1/08
EXP. 3-31-09
SEAL

SUBMITTED BY
ACTIVITY - SATISFACTORY TO
DATE
APPROVED
FOR EFD FOR COMMANDER NAVFAC
DATE
A/E EFD
DESIGN
DRAWN
REVIEW
QC
CHIEF ARCH/ ENGR.
PROJECT MANAGER
FIRE PROTECTION
BRANCH MANAGER
DESIGN DIRECTOR

DEPARTMENT OF THE NAVY
NAVAL FACILITIES ENGINEERING COMMAND
NAVFAC SOUTHWEST
SAN DIEGO CALIFORNIA
NAS NORTH ISLAND CORONADO, CALIFORNIA

P759 BASE MAIN GATE AND ENTRANCE
NAVAL AIR STATION, NORTH ISLAND

UTILITY PLAN

CODE ID. NO. 80091 SIZE D
SCALE:
EFD NO.
STA. PROJ. NO.
SPEC. NO. 11028065-002
CONSTR. CONTR. NO. N68711-02-D-8065-002
NAVFAC DRAWING NO. 8225727
SHEET OF
CU-105

DRAWFORM REVISION SEPT 2001

IF SHEET IS LESS THAN 560 X 865 REDUCED PRINT - USE GRAPHIC SCALES

REVDATE: 05/05/06

© 2005 WILDMAN & MORRIS INCORPORATED
PRINT DATE : $DATE$
FILE NAME : $FILES$

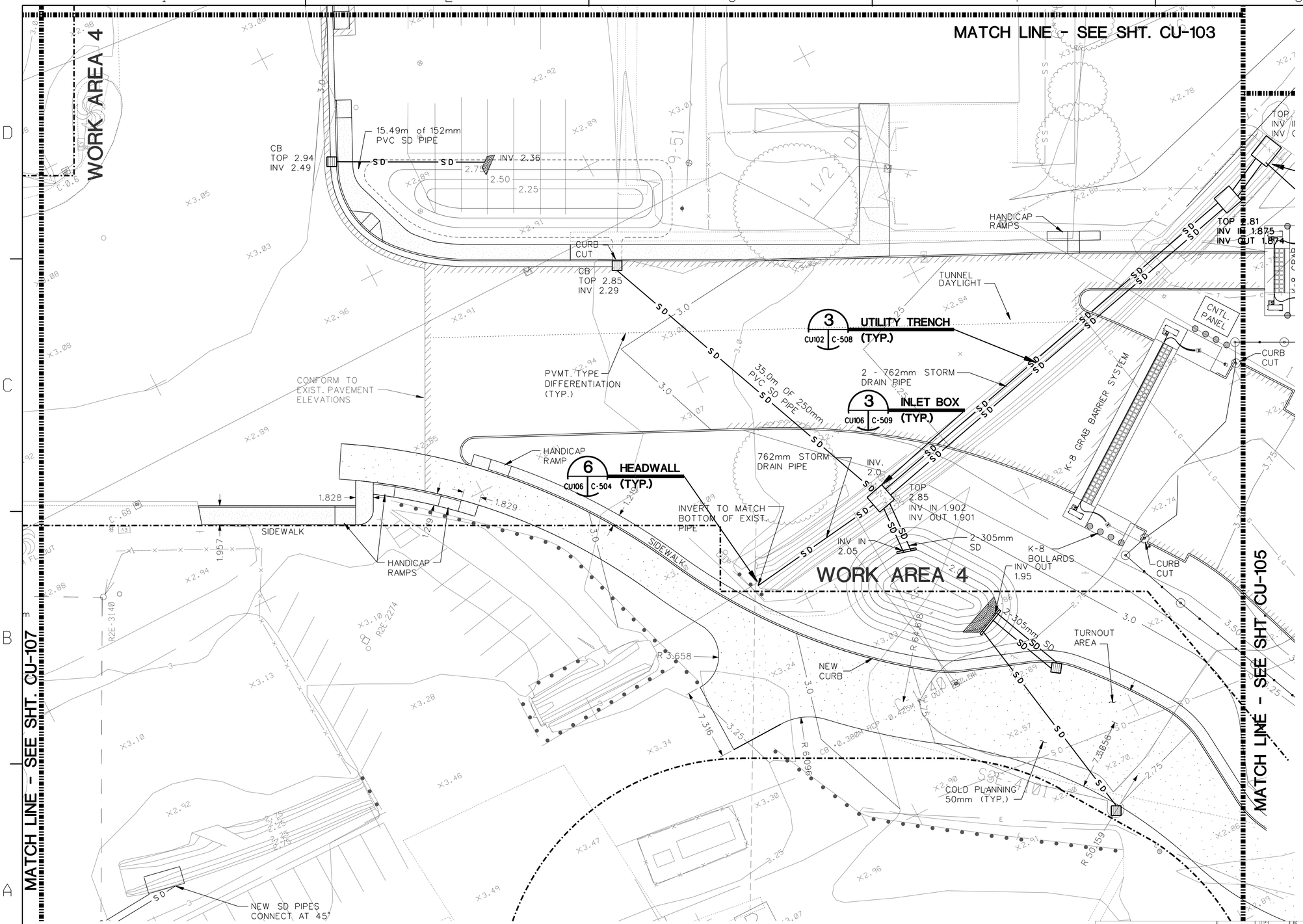

RECORD DRAWINGS INFORMATION PROVIDED BY GENERAL CONTRACTOR. PROFESSIONAL STAMP AND SINGATURE ON DRAWING DOES NOT ATTEST TO THE ACCURACY OF THIS INFORMATION. ONLY THAT INFORMATION WAS TRANSFERRED TO ELECTRONIC FILE WITH REASONABLE CARE.

THE CONTRACTOR SHALL BE RESPONSIBLE FOR COORDINATING THE WORK AMONG THE VARIOUS TRADES AS NECESSARY TO AVOID CONFLICTS AND TO INSURE THE INSTALLATION OF ALL WORK WITHIN THE AVAILABLE SPACE.

AS-BUILT CONDITIONS SHOWN 7-01-08 RDM

SYM.	DESCRIPTION	DATE	APPR

R. A. Burch Construction Co., Inc.
P.O. Box 1590
Ramona, CA 92065

WILDMAN & MORRIS
ARCHITECTS - ENGINEERS
201 MISSION ST. SUITE 540
SAN FRANCISCO, CA. 94105

REGISTERED PROFESSIONAL ENGINEER ROBERT G. MILLER CIVIL STATE OF CALIFORNIA
7/1/08
EXP. 3-31-09
SEAL

SUBMITTED BY
ACTIVITY - SATISFACTORY TO
DATE
APPROVED
FOR EFD FOR COMMANDER NAVFAC
DATE

A/E	EFD
DESIGN	
DRAWN	
REVIEW	
QC	
CHIEF ARCH/ ENGR.	

PROJECT MANAGER
FIRE PROTECTION
BRANCH MANAGER
DESIGN DIRECTOR

DEPARTMENT OF THE NAVY
NAVAL FACILITIES ENGINEERING COMMAND
NAVFAC SOUTHWEST
SAN DIEGO CALIFORNIA
NAS NORTH ISLAND CORONADO, CALIFORNIA

P759 BASE MAIN GATE AND ENTRANCE NAVAL AIR STATION, NORTH ISLAND

UTILITY PLAN

CODE ID. NO. 800P01 SIZE D
SCALE:
EFD NO.
STA. PROJ. NO.
SPEC. NO. 11028065-002
CONSTR. CONTR. NO. N68711-02-D-8065-002
NAVFAC DRAWING NO. 8225728
SHEET OF
CU-106

DRAWFORM REVISION SEPT 2001

IF SHEET IS LESS THAN 560 X 865 REDUCED PRINT - USE GRAPHIC SCALES

REVDATE: 05/05/06

© 2005 WILDMAN & MORRIS INCORPORATED
PRINT DATE : $DATE$
FILE NAME : $FILES$

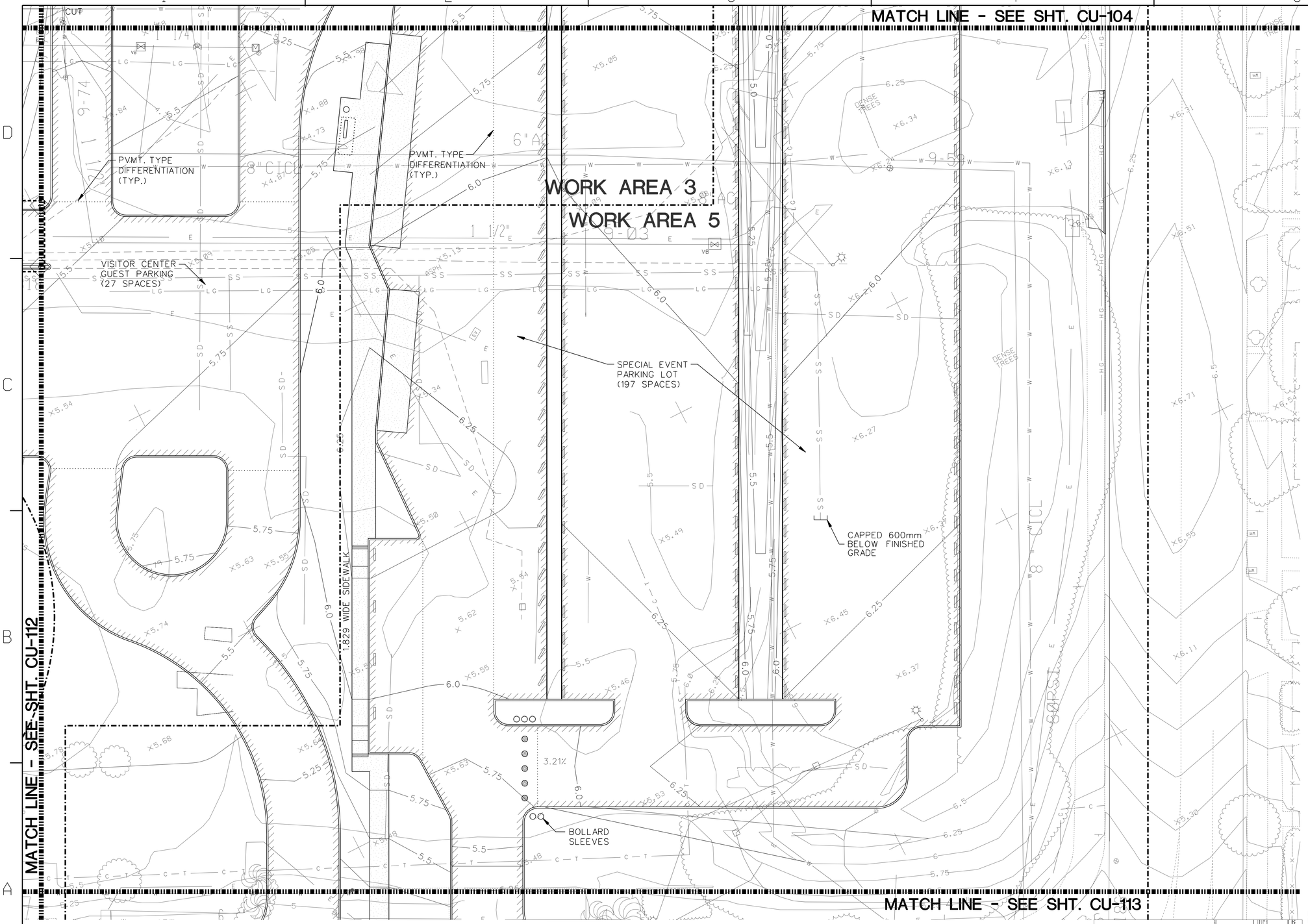

NORTH

SCALE: 1:200

0 1 2 3 4 5 10 15 20 M

NOTE: ALL DIMENSIONS ARE METRIC, U.O.N.

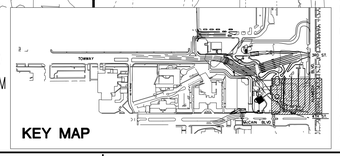

KEY MAP

RECORD DRAWINGS INFORMATION PROVIDED BY GENERAL CONTRACTOR. PROFESSIONAL STAMP AND SINGATURE ON DRAWING DOES NOT ATTEST TO THE ACCURACY OF THIS INFORMATION. ONLY THAT INFORMATION WAS TRANSFERRED TO ELECTRONIC FILE WITH REASONABLE CARE.

THE CONTRACTOR SHALL BE RESPONSIBLE FOR COORDINATING THE WORK AMONG THE VARIOUS TRADES AS NECESSARY TO AVOID CONFLICTS AND TO INSURE THE INSTALLATION OF ALL WORK WITHIN THE AVAILABLE SPACE.

SYM.	DESCRIPTION	DATE	APPR
	AS-BUILT CONDITIONS SHOWN	7-01-08	RDM

R. A. Burch
Construction Co., Inc.
P.O. Box 1590
Ramona, CA 92065

WILDMAN & MORRIS
ARCHITECTS - ENGINEERS
201 MISSION ST. SUITE 540
SAN FRANCISCO, CA. 94105

REGISTERED PROFESSIONAL ENGINEER
ROBERT G. MILLER
CIVIL
STATE OF CALIFORNIA
7/1/08
EXP. 3-31-09
SEAL

SUBMITTED BY

ACTIVITY - SATISFACTORY TO

DATE

APPROVED

FOR EFD FOR COMMANDER NAVFAC

DATE

A/E EFD

DESIGN
DRAWN
REVIEW
QC
CHIEF ARCH/ ENGR.

PROJECT MANAGER
FIRE PROTECTION
BRANCH MANAGER
DESIGN DIRECTOR

DEPARTMENT OF THE NAVY
NAVAL FACILITIES ENGINEERING COMMAND
NAVFAC SOUTHWEST
SAN DIEGO CALIFORNIA
NAS NORTH ISLAND CORONADO, CALIFORNIA

P759 BASE MAIN GATE AND ENTRANCE
NAVAL AIR STATION, NORTH ISLAND

UTILITY PLAN

CODE ID. NO. 800P01 SIZE D
SCALE:
EFD NO.
STA. PROJ. NO.
SPEC. NO. 11028065-002
CONSTR. CONTR. NO. N68711-02-D-8065-002
NAVFAC DRAWING NO. 8225729
SHEET OF
CU-111

DRAWFORM REVISION SEPT 2001

IF SHEET IS LESS THAN 560 X 865
REDUCED PRINT - USE GRAPHIC SCALES

REVDATE: 05/05/06

© 2005 WILDMAN & MORRIS INCORPORATED
PRINT DATE : $DATE$
FILE NAME : $FILES$

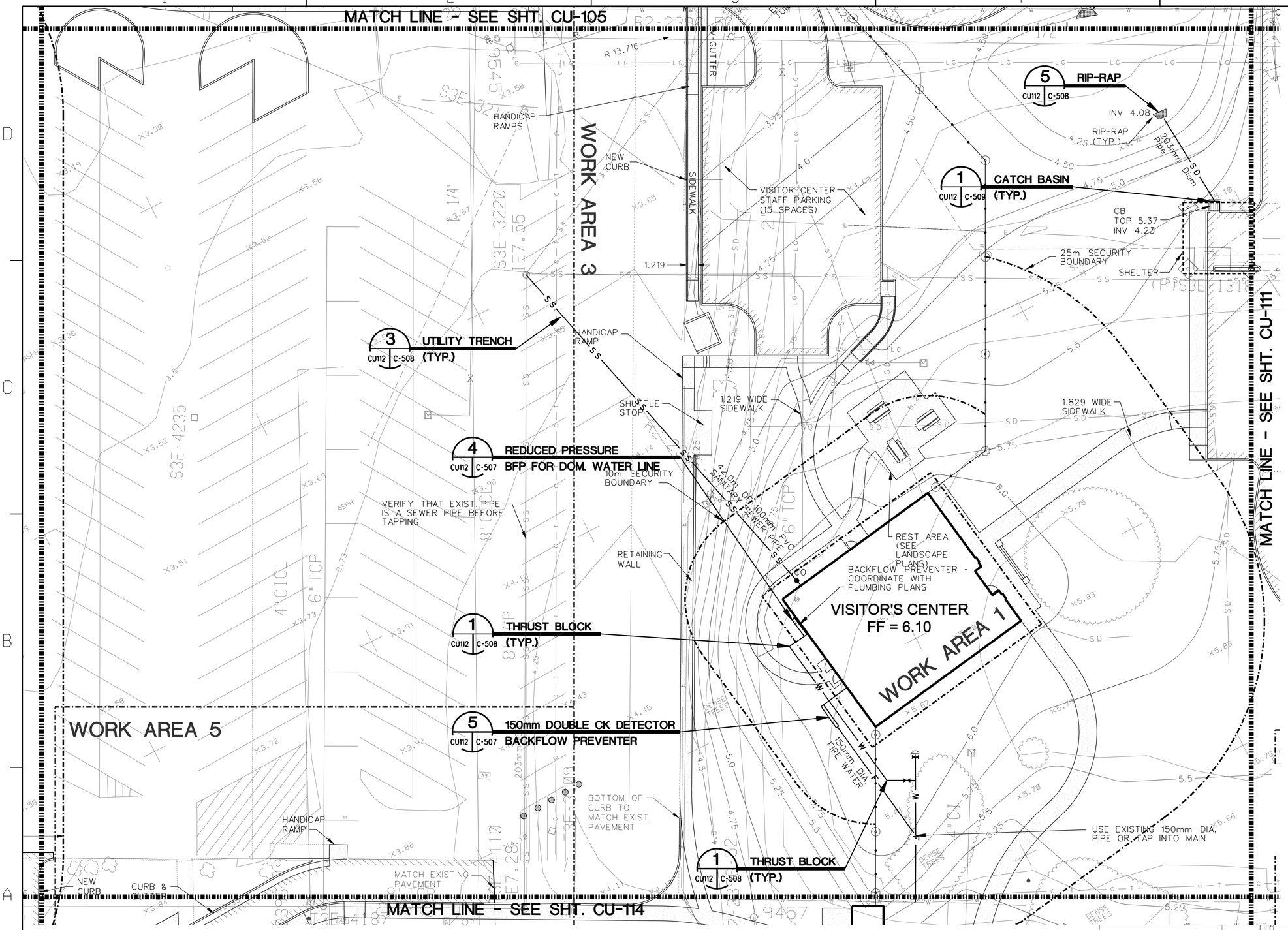

NORTH

SCALE: 1:200

0 1 2 3 4 5 10 15 20 M

NOTE: ALL DIMENSIONS ARE METRIC, U.O.N.

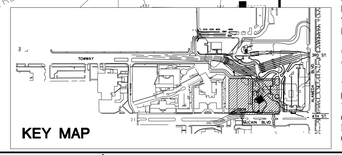

KEY MAP

RECORD DRAWINGS INFORMATION PROVIDED BY GENERAL CONTRACTOR. PROFESSIONAL STAMP AND SINGATURE ON DRAWING DOES NOT ATTEST TO THE ACCURACY OF THIS INFORMATION. ONLY THAT INFORMATION WAS TRANSFERRED TO ELECTRONIC FILE WITH REASONABLE CARE.

THE CONTRACTOR SHALL BE RESPONSIBLE FOR COORDINATING THE WORK AMONG THE VARIOUS TRADES AS NECESSARY TO AVOID CONFLICTS AND TO INSURE THE INSTALLATION OF ALL WORK WITHIN THE AVAILABLE SPACE.

AS-BUILT CONDITIONS SHOWN 7-21-08 RDM

SYM.	DESCRIPTION	DATE	APPR

R. A. Burch Construction Co., Inc.
P.O. Box 1590
Ramona, CA 92065

WILDMAN & MORRIS
ARCHITECTS - ENGINEERS
201 MISSION ST. SUITE 540
SAN FRANCISCO, CA. 94105

REGISTERED PROFESSIONAL ENGINEER ROBERT G. MILLER CIVIL STATE OF CALIFORNIA
7/1/08
EXP. 3-31-09
SEAL

SUBMITTED BY
ACTIVITY - SATISFACTORY TO
DATE
APPROVED
FOR EFD FOR COMMANDER NAVFAC
DATE

A/E EFD
DESIGN
DRAWN
REVIEW
QC
CHIEF ARCH/ ENGR.
PROJECT MANAGER
FIRE PROTECTION
BRANCH MANAGER
DESIGN DIRECTOR

DEPARTMENT OF THE NAVY
NAVAL FACILITIES ENGINEERING COMMAND
NAVFAC SOUTHWEST
SAN DIEGO CALIFORNIA
NAS NORTH ISLAND CORONADO, CALIFORNIA

P759 BASE MAIN GATE AND ENTRANCE
NAVAL AIR STATION, NORTH ISLAND

UTILITY PLAN

CODE ID. NO. 80091 SIZE D
SCALE:
EFD NO.
STA. PROJ. NO.
SPEC. NO. 11028065-002
CONSTR. CONTR. NO. N68711-02-D-8065-002
NAVFAC DRAWING NO. 8225730
SHEET OF
CU-112

DRAWFORM REVISION SEPT 2001

IF SHEET IS LESS THAN 560 X 865
REDUCED PRINT - USE GRAPHIC SCALES

REVDATE: 05/05/06

© 2005 WILDMAN & MORRIS INCORPORATED
PRINT DATE : $DATE$
FILE NAME : $FILES$

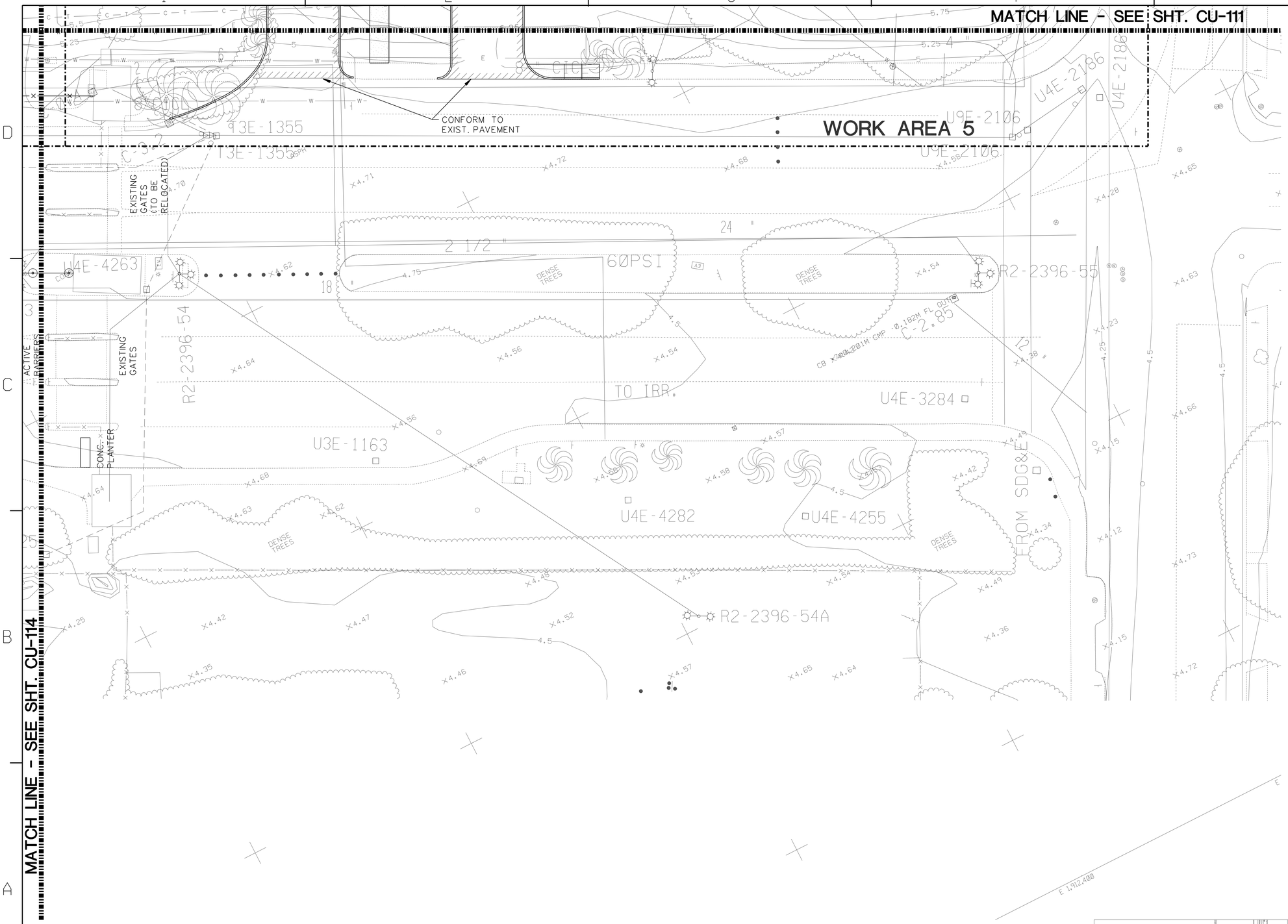

NORTH

SCALE: 1:200

0 1 2 3 4 5 10 15 20 M

NOTE: ALL DIMENSIONS ARE METRIC, U.O.N.

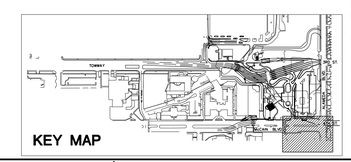

RECORD DRAWINGS INFORMATION PROVIDED BY GENERAL CONTRACTOR. PROFESSIONAL STAMP AND SINGATURE ON DRAWING DOES NOT ATTEST TO THE ACCURACY OF THIS INFORMATION. ONLY THAT INFORMATION WAS TRANSFERRED TO ELECTRONIC FILE WITH REASONABLE CARE.

THE CONTRACTOR SHALL BE RESPONSIBLE FOR COORDINATING THE WORK AMONG THE VARIOUS TRADES AS NECESSARY TO AVOID CONFLICTS AND TO INSURE THE INSTALLATION OF ALL WORK WITHIN THE AVAILABLE SPACE.

SYM.	DESCRIPTION	DATE	APPR
	AS-BUILT CONDITIONS SHOWN	7-01-08	RDM

R. A. Burch Construction Co., Inc.
P.O. Box 1590
Ramona, CA 92065

WILDMAN & MORRIS
ARCHITECTS - ENGINEERS
201 MISSION ST. SUITE 540
SAN FRANCISCO, CA. 94105

REGISTERED PROFESSIONAL ENGINEER
ROBERT G. MILLER
CIVIL
STATE OF CALIFORNIA
7/1/08
EXP. 3-31-09
SEAL

SUBMITTED BY
ACTIVITY - SATISFACTORY TO
DATE
APPROVED
FOR EFD FOR COMMANDER NAVFAC
DATE
A/E EFD
DESIGN
DRAWN
REVIEW
QC
CHIEF ARCH/ ENGR.
PROJECT MANAGER
FIRE PROTECTION
BRANCH MANAGER
DESIGN DIRECTOR

DEPARTMENT OF THE NAVY
NAVAL FACILITIES ENGINEERING COMMAND
NAVFAC SOUTHWEST
SAN DIEGO CALIFORNIA
NAS NORTH ISLAND CORONADO, CALIFORNIA

P759 BASE MAIN GATE AND ENTRANCE
NAVAL AIR STATION, NORTH ISLAND

UTILITY PLAN

CODE ID. NO. 80091 SIZE D
SCALE:
EFD NO.
STA. PROJ. NO.
SPEC. NO. 11028065-002
CONSTR. CONTR. NO. N68711-02-D-8065-002
NAVFAC DRAWING NO. 8225731
SHEET OF
CU-113

DRAWFORM REVISION SEPT 2001

REVDATE: 05/05/06

© 2005 WILDMAN & MORRIS INCORPORATED
PRINT DATE : $DATE$
FILE NAME : $FILES$

IF SHEET IS LESS THAN 560 X 865
REDUCED PRINT - USE GRAPHIC SCALES

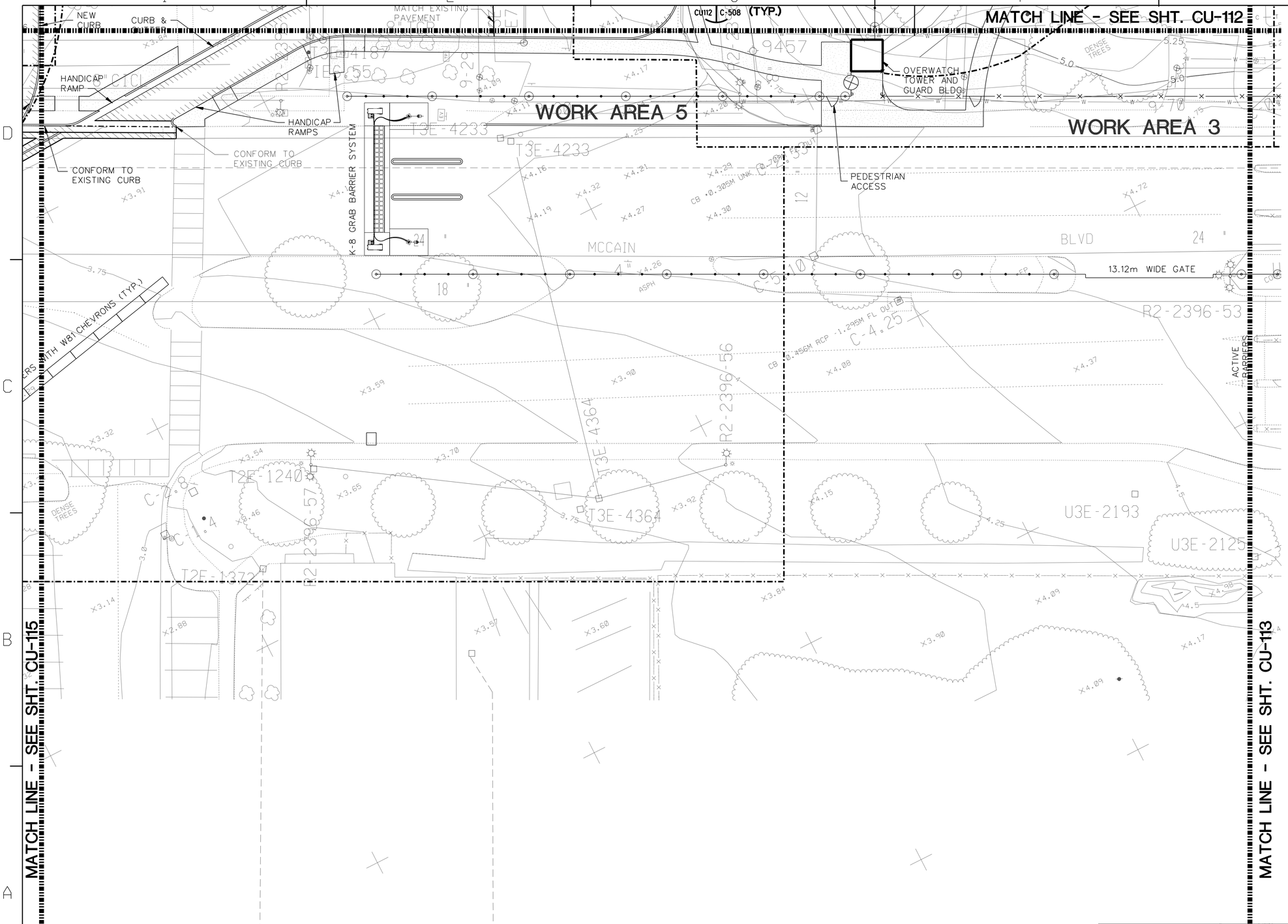

NORTH

SCALE: 1:200

0 1 2 3 4 5 10 15 20 M

NOTE: ALL DIMENSIONS ARE METRIC, U.O.N.

KEY MAP

RECORD DRAWINGS INFORMATION PROVIDED BY GENERAL CONTRACTOR. PROFESSIONAL STAMP AND SINGATURE ON DRAWING DOES NOT ATTEST TO THE ACCURACY OF THIS INFORMATION. ONLY THAT INFORMATION WAS TRANSFERRED TO ELECTRONIC FILE WITH REASONABLE CARE.

THE CONTRACTOR SHALL BE RESPONSIBLE FOR COORDINATING THE WORK AMONG THE VARIOUS TRADES AS NECESSARY TO AVOID CONFLICTS AND TO INSURE THE INSTALLATION OF ALL WORK WITHIN THE AVAILABLE SPACE.

AS-BUILT CONDITIONS SHOWN 7-01-08 RDM

SYM.	DESCRIPTION	DATE	APPR

R. A. Burch Construction Co., Inc.
P.O. Box 1590
Ramona, CA 92065

WILDMAN & MORRIS
ARCHITECTS - ENGINEERS
201 MISSION ST. SUITE 540
SAN FRANCISCO, CA. 94105

REGISTERED PROFESSIONAL ENGINEER ROBERT G. MILLER CIVIL STATE OF CALIFORNIA
7/1/08
EXP. 3-31-09
SEAL

SUBMITTED BY
ACTIVITY - SATISFACTORY TO
DATE
APPROVED
FOR EFD FOR COMMANDER NAVFAC
DATE
A/E EFD
DESIGN
DRAWN
REVIEW
QC
CHIEF ARCH/ ENGR.
PROJECT MANAGER
FIRE PROTECTION
BRANCH MANAGER
DESIGN DIRECTOR

DEPARTMENT OF THE NAVY
NAVAL FACILITIES ENGINEERING COMMAND
NAVFAC SOUTHWEST
SAN DIEGO CALIFORNIA
NAS NORTH ISLAND CORONADO, CALIFORNIA

P759 BASE MAIN GATE AND ENTRANCE NAVAL AIR STATION, NORTH ISLAND

UTILITY PLAN

CODE ID. NO. 80091 SIZE D
SCALE:
EFD NO.
STA. PROJ. NO.
SPEC. NO. 11028065-002
CONSTR. CONTR. NO. N68711-02-D-8065-002
NAVFAC DRAWING NO. 8225732
SHEET OF
CU-114

DRAWFORM REVISION SEPT 2001

IF SHEET IS LESS THAN 560 X 865 REDUCED PRINT - USE GRAPHIC SCALES

REVDATE: 05/05/06

© 2005 WILDMAN & MORRIS INCORPORATED
PRINT DATE : $DATE$
FILE NAME : $FILES$

• WORK AREA 5

MATCH LINE – SEE SHT. CU-114

INSTALL RUMBLE STRIPS OF DOTS

NEW AC PAVEMENT

NEW CURB

HANDICAP RAMPS

CONCRETE PLANTERS WITH WR

DENSE TREES

4" AC

4" R

8" CMP

8" TCP

2-1X2"

CONC. SWITCH

MATCH EX. WIDTH

T2E-2101

T1E-1134

R2-2396-59

R2-2396-60

R2-2396-61

R2-2396-62

R6.096

88.579

24.834

4.874

NORTH

SCALE: 1:200

0 1 2 3 4 5 10 15 20 M

NOTE: ALL DIMENSIONS ARE METRIC, U.O.N.

KEY MAP

RECORD DRAWINGS INFORMATION PROVIDED BY GENERAL CONTRACTOR. PROFESSIONAL STAMP AND SINGATURE ON DRAWING DOES NOT ATTEST TO THE ACCURACY OF THIS INFORMATION, ONLY THAT INFORMATION WAS TRANSFERRED TO ELECTRONIC FILE WITH REASONABLE CARE.

THE CONTRACTOR SHALL BE RESPONSIBLE FOR COORDINATING THE WORK AMONG THE VARIOUS TRADES AS NECESSARY TO AVOID CONFLICTS AND TO INSURE THE INSTALLATION OF ALL WORK WITHIN THE AVAILABLE SPACE.

AS-BUILT CONDITIONS SHOWN

DESCRIPTION	DATE	APPR
	7-14-08	RDP

R. A. Burch
Construction Co., Inc.
P.O. Box 1590
Ramona, CA 92065

WILDMAN & MORRIS
ARCHITECTS - ENGINEERS
201 MISSION ST. SUITE 640
SAN FRANCISCO, CA. 94105

REGISTERED PROFESSIONAL ENGINEER ROBERT G. MILLER CIVIL STATE OF CALIFORNIA
7/1/08
EXP. 3-31-09
SEAL

SUBMITTED BY
ACTIVITY - SATISFACTORY TO
DATE

APPROVED
FOR EFD FOR COMMANDER NAVFAC
DATE

A/E	EFD
DESIGN	
DRAWN	
REVIEW	
QC	
CHIEF ARCH/ ENGR.	
PROJECT MANAGER	
FIRE PROTECTION	
BRANCH MANAGER	
DESIGN DIRECTOR	

DEPARTMENT OF THE NAVY
NAVFAC SOUTHWEST
SAN DIEGO
NAS NORTH ISLAND

NAVAL FACILITIES ENGINEERING COMMAND
CALIFORNIA
CORONADO, CALIFORNIA

P759 BASE MAIN GATE AND ENTRANCE
NAVAL AIR STATION, NORTH ISLAND

UTILITY PLAN

CODE ID NO. 88891	SIZE D
SCALE=	
EFD NO.	
STA. PROJ. NO.	
SPEC. NO.	110280B5-002
CONSTR. CONTR. NO.	N68711-02-D-8865-002
NAVFAC DRAWING NO.	8225796
SHEET	OF

CU-115

DRAWFORM REVISION SEPT 2001

REVDATE: 05/05/06

© 2005 WILDMAN & MORRIS INCORPORATED
PRINT DATE = $DATE$
FILE NAME = $FILE$

IF SHEET IS LESS THAN 560 X 865 REDUCED PRINT – USE GRAPHIC SCALES

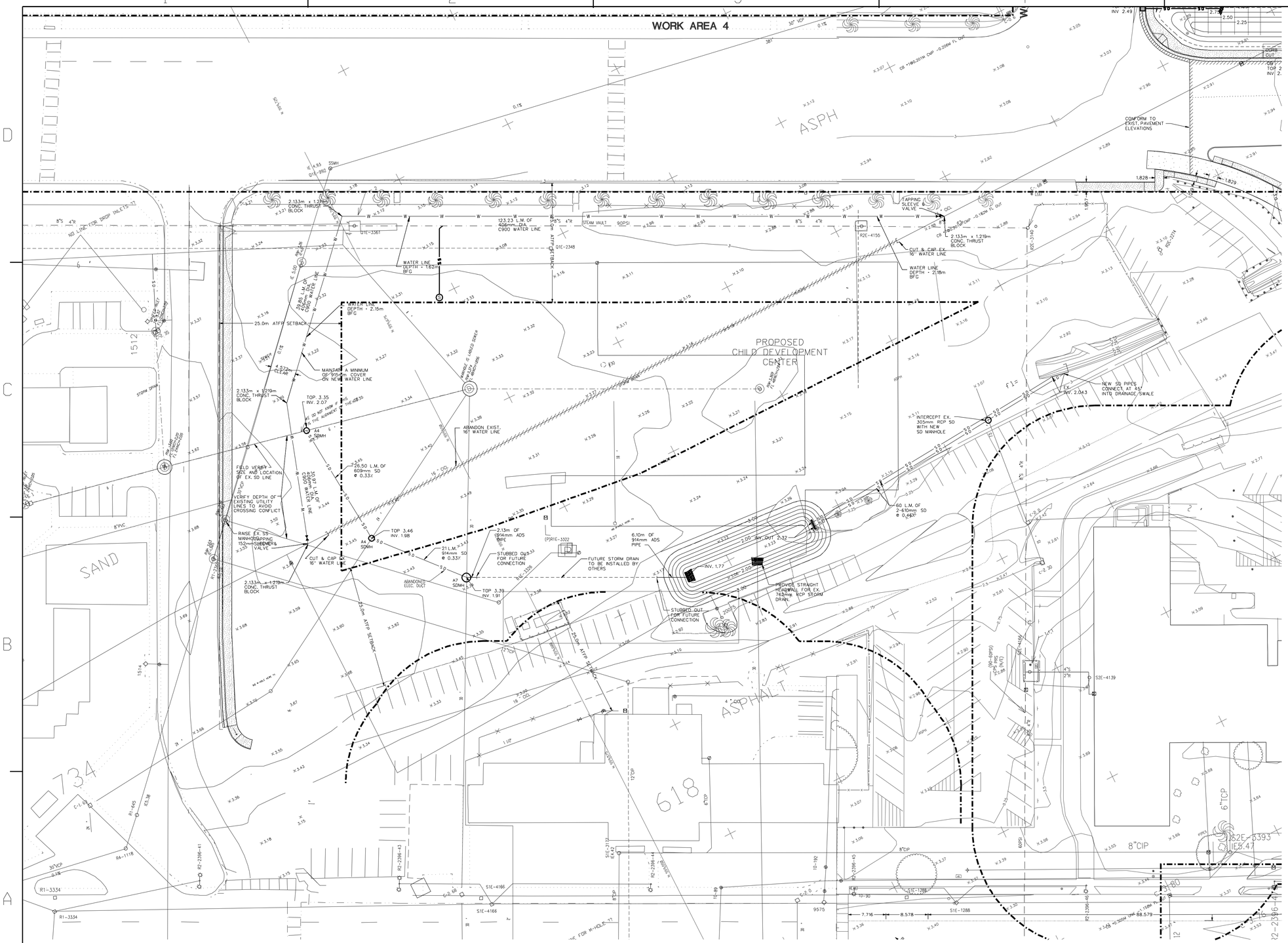

NOTES:

1. SEE SHEET CG-122 FOR GRADING.

NORTH

SCALE: 1:400

0 2 4 6 8 10 20 30 40 M

NOTE: ALL DIMENSIONS ARE METRIC, U.O.N.

RECORD DRAWINGS INFORMATION PROVIDED BY GENERAL CONTRACTOR. PROFESSIONAL STAMP AND SINGATURE ON DRAWING DOES NOT ATTEST TO THE ACCURACY OF THIS INFORMATION, ONLY THAT INFORMATION WAS TRANSFERRED TO ELECTRONIC FILE WITH REASONABLE CARE.

THE CONTRACTOR SHALL BE RESPONSIBLE FOR COORDINATING THE WORK AMONG THE VARIOUS TRADES AS NECESSARY TO AVOID CONFLICTS AND TO INSURE THE INSTALLATION OF ALL WORK WITHIN THE AVAILABLE SPACE.

NO.	DESCRIPTION	DATE	APPR
	AS-BUILT CONDITIONS SHOWN	7-8-08	ROM

R. A. Burch Construction Co., Inc.
P.O. Box 1500
Ramona, CA 92065

WILDMAN & MORRIS
ARCHITECTS · ENGINEERS
220 MISSION ST. SUITE 540
SAN FRANCISCO, CA. 94105

REGISTERED PROFESSIONAL ENGINEER ROBERT G. WILDMAN STATE OF CALIFORNIA
7/1/08
EXP. 3-31-09
SEAL

SUBMITTED BY
ACTIVITY - SATISFACTORY TO
DATE
APPROVED
FOR EFD FOR COMMANDER NAVFAC
DATE

A/E	EFD
	DESIGN
	DRAWN
	REVIEW
	QC
	CHIEF ARCH/ ENGR.
PROJECT MANAGER	
FIRE PROTECTION	
BRANCH MANAGER	
DESIGN DIRECTOR	

DEPARTMENT OF THE NAVY
NAVAL FACILITIES ENGINEERING COMMAND
NAVFAC SOUTHWEST
SAN DIEGO
CALIFORNIA
NAS NORTH ISLAND
CORONADO, CALIFORNIA

P759 BASE MAIN GATE AND ENTRANCE
NAVAL AIR STATION, NORTH ISLAND

"R" AVENUE UTILITY PLAN

CODE ID. NO. 80091	SIZE D
SCALE:	
EFD NO.	
STA. PROJ. NO.	
SPEC. NO.	110280065-002
CONSTR. CONTR. NO.	N68711-02-D-8065-002
NAVFAC DRAWING NO.	8225797
SHEET	OF

CU-123

REVDATE: 05/06/06

© 2005 WILDMAN & MORRIS INCORPORATED
PRINT DATE : $DATE$
FILE NAME : $FILE$

IF SHEET IS LESS THAN 560 X 865 REDUCED PRINT - USE GRAPHIC SCALES

DRAWFRM REVISION SEPT 2001

SEE DETAIL 2 FOR THIS AREA:

N 559576.283
E 1912502.757

6.299

N 559569.989
E 1912481.099

6.299

END OF CURVE
N 559628.529
E 1912366.656

BEG. OF CURVE
N 559629.723
E 1912344.052

6° ROTATION PER FENCE PANEL ALONG CURVE

A-2

N 559617.408
E 1912319.654

GATE HOUSE

N 559603.613
E 1912301.275

5.08

N 559599.017
E 1912310.337

1.828

1.829

7.516

N 559589.117
E 1912281.265

N 559563.902
E 1912292.066

OVERWATCH TOWER

8.128

N 559542.746
E 1912305.324

N 559567.723
E 1912295.186

3.861

2.438

N 559523.004
E 1912344.281

N 559490.581
E 1912353.581

1.219

N 559463.940
E 1912340.072

6.299

N 559462.929
E 1912333.854

VISITOR'S CENTER

N 559443.030
E 1912316.843

OVERWATCH TOWER AND GUARD BLDG.

6.299

8.738

N 559446.694
E 1912257.872

N 559423.533
E 1912303.538

2.438

N 559428.531
E 1912309.490

SEE DETAIL 1 FOR THIS AREA:

DETAIL 1

END OF CURVE
N 559600.165
E 1912542.889

6° ROTATION PER FENCE PANEL ALONG CURVE

N 559596.811
E 1912549.505

BEG. OF CURVE
N 559592.834
E 1912513.830

6.299

N 559576.283
E 1912502.757

NOTES:

1. UNLESS OTHERWISE NOTED, STANDARD LENGTH BETWEEN TWO IMPASSE FENCE BOLLARDS IS 9.957 M, WITH FOUR 2.438 M FENCE PANELS CONNECTED BY THREE "I" BEAM POST.
2. SEE DETAIL SHEETS C-505 AND C-506 FOR CONSTRUCTION.

NORTH

SCALE: 1:500

0 2 10 20 30 40 M

NOTE: ALL DIMENSIONS ARE METRIC, U.O.N.

RECORD DRAWINGS INFORMATION PROVIDED BY GENERAL CONTRACTOR. PROFESSIONAL STAMP AND SIGNATURE ON DRAWING DOES NOT ATTEST TO THE ACCURACY OF THIS INFORMATION, ONLY THAT INFORMATION WAS TRANSFERRED TO ELECTRONIC FILE WITH REASONABLE CARE.

THE CONTRACTOR SHALL BE RESPONSIBLE FOR COORDINATING THE WORK AMONG THE VARIOUS TRADES AS NECESSARY TO AVOID CONFLICTS AND TO INSURE THE INSTALLATION OF ALL WORK WITHIN THE AVAILABLE SPACE.

NO.	DESCRIPTION	DATE	APPR
	AS-BUILT CONDITIONS SHOWN	7-8-08	RDM
			STAL

R. A. Burch Construction Co., Inc.
P.O. Box 1590
Ramona, CA 92065

WILDMAN & MORRIS
ARCHITECTS · ENGINEERS
201 MISSION ST. SUITE 540
SAN FRANCISCO, CA. 94105

REGISTERED PROFESSIONAL ENGINEER
ROBERT G. MILLER
7/1/08
STATE OF CALIFORNIA
EXP. 3-31-09
SEAL

SUBMITTED BY

ACTIVITY - SATISFACTORY TO

DATE

APPROVED

FOR EFD FOR COMMANDER NAVFAC

DATE

AVE	EFD
	DESIGN
	DRAWN
	REVIEW
	QC
	CHIEF ARCH./ ENGR.

PROJECT MANAGER
FIRE PROTECTION
BRANCH MANAGER
DESIGN DIRECTOR

NAVAL FACILITIES ENGINEERING COMMAND
NAVFAC SOUTHWEST
DEPARTMENT OF THE NAVY
SAN DIEGO
CALIFORNIA
CORONADO, CALIFORNIA
NAS NORTH ISLAND

P759 BASE MAIN GATE AND ENTRANCE
NAVAL AIR STATION, NORTH ISLAND

IMPASSE FENCE LAYOUT

CODE ID NO. 80091	SIZE D
SCALE:	
EFD NO.	
STA. PROJ. NO.	
SPEC. NO.	11028065-002
CONSTR. CONTR. NO.	N68711-02-D-8065-002
NAVFAC DRAWING NO.	8225734
SHEET	OF

C-401

DRAWFORM REVISION SEPT 2001

REVDATE: 05/05/06

© 2005 WILDMAN & MORRIS INCORPORATED
PRINT DATE : $DATE$
FILE NAME : $FILE$

IF SHEET IS LESS THAN 560 X 865 REDUCED PRINT - USE GRAPHIC SCALES

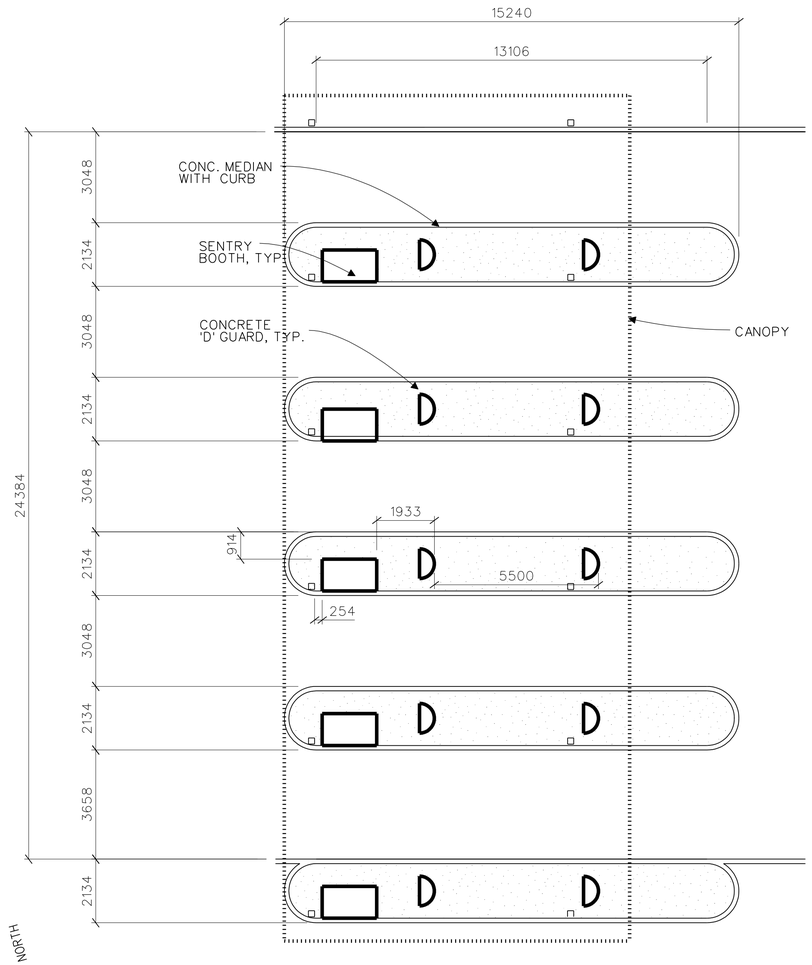

A C-302 | C-302 **ENLARGED SENTRY BOOTH CHECK POINT AREA**

SCALE: 1 : 100

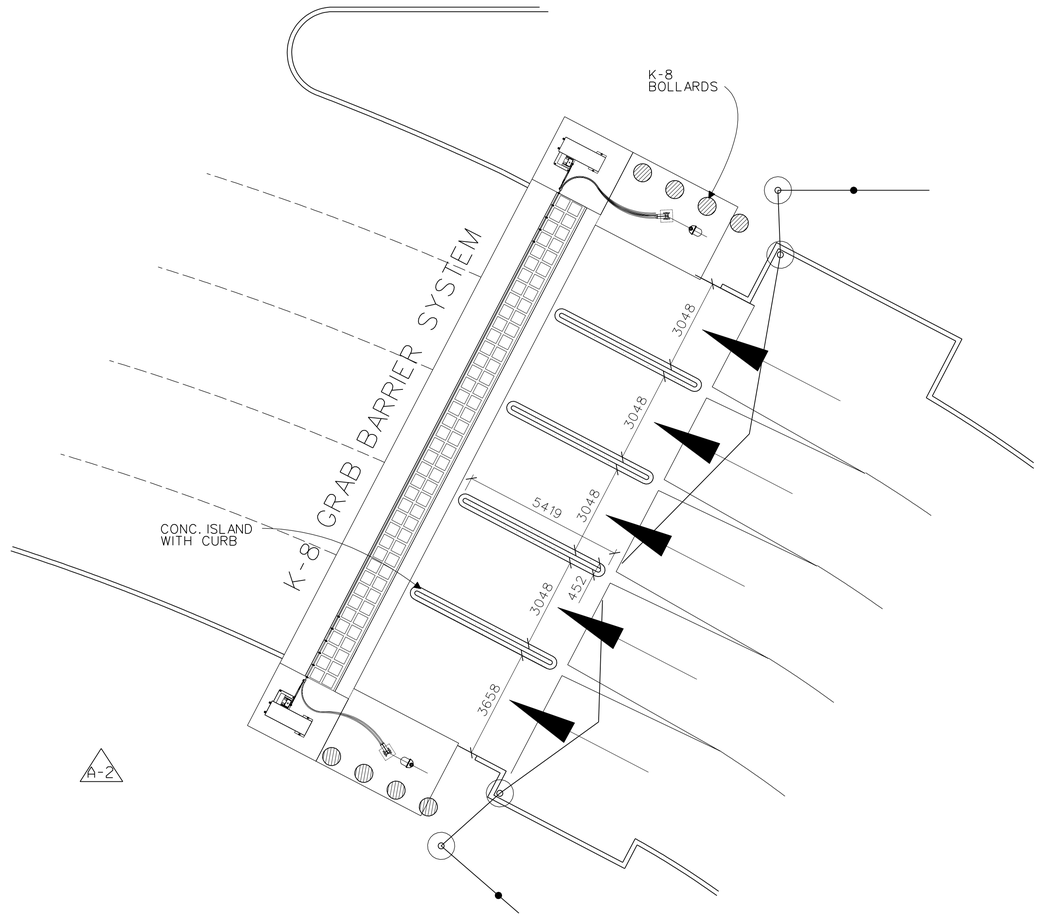

B C-302 | C-302 **ENLARGED GRAB BARRIER CROSSING AREA AT TOW WAY**

SCALE: 1 : 100

SCALE: 1:100

0 1 2 3 4 5 10 M

NOTE: ALL DIMENSIONS ARE METRIC, U.O.N.

RECORD DRAWINGS INFORMATION PROVIDED BY GENERAL CONTRACTOR. PROFESSIONAL STAMP AND SINGATURE ON DRAWING DOES NOT ATTEST TO THE ACCURACY OF THIS INFORMATION. ONLY THAT INFORMATION WAS TRANSFERRED TO ELECTRONIC FILE WITH REASONABLE CARE.

THE CONTRACTOR SHALL BE RESPONSIBLE FOR COORDINATING THE WORK AMONG THE VARIOUS TRADES AS NECESSARY TO AVOID CONFLICTS AND TO INSURE THE INSTALLATION OF ALL WORK WITHIN THE AVAILABLE SPACE.

AS-BUILT CONDITIONS SHOWN

SYM.	DESCRIPTION	DATE	APPR
		7-8-08	RDM

R. A. Burch Construction Co., Inc.
P.O. Box 1590
Ramona, CA 92065

WILDMAN & MORRIS
ARCHITECTS · ENGINEERS
201 MISSION ST. SUITE 540
SAN FRANCISCO, CA. 94105

REGISTERED PROFESSIONAL ENGINEER ROBERT G. MILLER 7/1/08 STATE OF CALIFORNIA
EXP. 3-31-09
SEAL

SUBMITTED BY
ACTIVITY - SATISFACTORY TO
DATE
APPROVED
FOR EFD FOR COMMANDER NAVFAC
DATE

A/E	EFD
	DESIGN
	DRAWN
	REVIEW
	QC
	CHIEF ARCH/ ENGR.

PROJECT MANAGER
FIRE PROTECTION
BRANCH MANAGER
DESIGN DIRECTOR

DEPARTMENT OF THE NAVY
NAVAL FACILITIES ENGINEERING COMMAND
NAVFAC SOUTHWEST
SAN DIEGO
NAS NORTH ISLAND
CORONADO, CALIFORNIA
CALIFORNIA

P759 BASE MAIN GATE AND ENTRANCE
NAVAL AIR STATION, NORTH ISLAND

ENLARGED AREA PLANS

CODE ID. NO. 80091 SIZE D
SCALE:
EFD NO.
STA. PROJ. NO.
SPEC. NO. 11028065-002
CONSTR. CONTR. NO. N68711-02-D-8065-002
NAVFAC DRAWING NO. 8225746
SHEET OF
C-402
DRAWFORM REVISION SEPT 2001

REVDATE: 05/05/06

© 2005 WILDMAN & MORRIS INCORPORATED
PRINT DATE : $DATE$
FILE NAME : $FILE$

IF SHEET IS LESS THAN 560 X 865 REDUCED PRINT - USE GRAPHIC SCALES

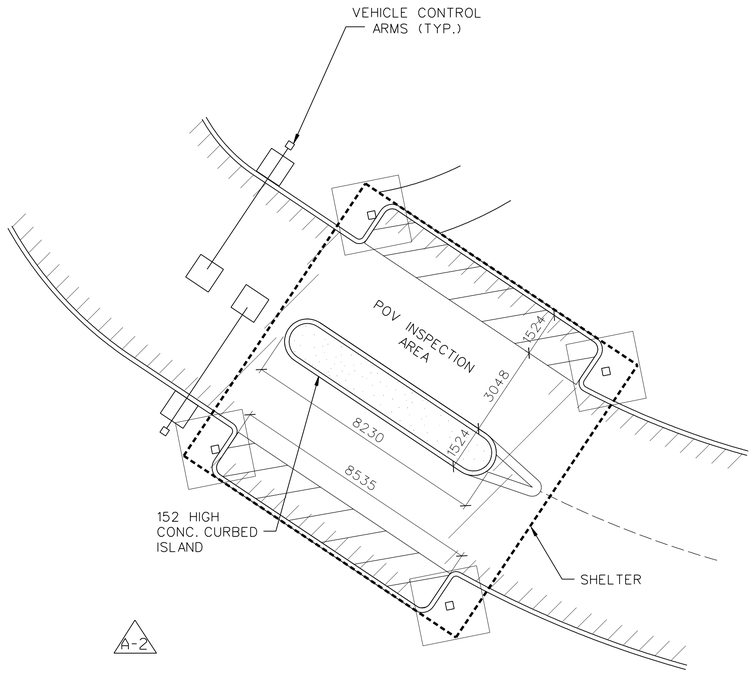

A ENLARGED POV INSPECTION AREA

C-303 C-303 SCALE: 1 : 100

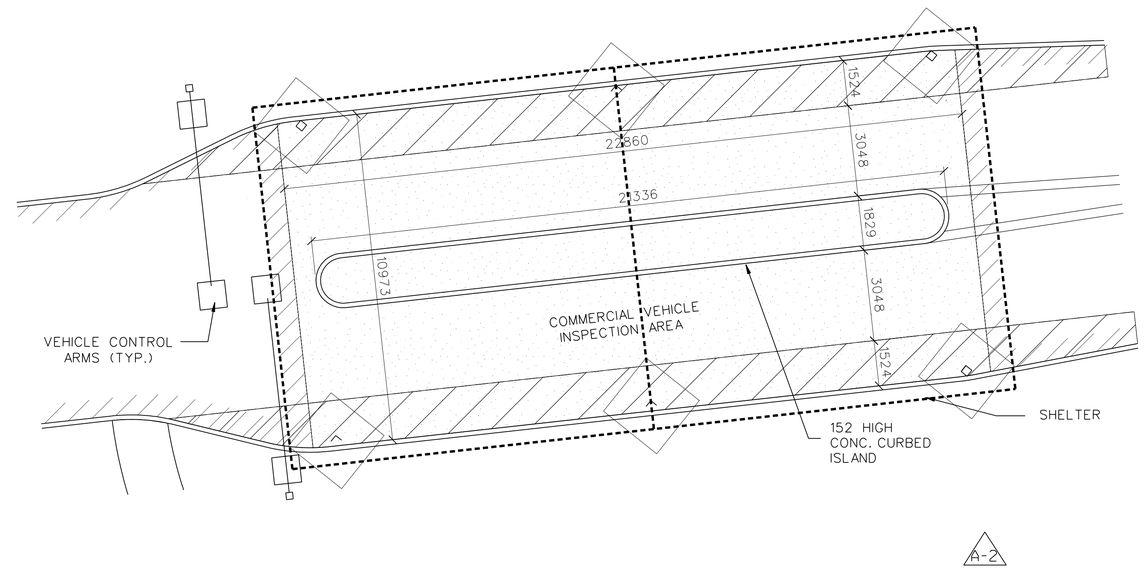

B ENLARGED COMMERCIAL INSPECTION AREA

C-303 C-303 SCALE: 1 : 100

NORTH

SCALE: 1:100

0 1 2 3 4 5 10 M

NOTE: ALL DIMENSIONS ARE METRIC, U.O.N.

RECORD DRAWINGS INFORMATION PROVIDED BY GENERAL CONTRACTOR. PROFESSIONAL STAMP AND SINGATURE ON DRAWING DOES NOT ATTEST TO THE ACCURACY OF THIS INFORMATION. ONLY THAT INFORMATION WAS TRANSFERRED TO ELECTRONIC FILE WITH REASONABLE CARE.

THE CONTRACTOR SHALL BE RESPONSIBLE FOR COORDINATING THE WORK AMONG THE VARIOUS TRADES AS NECESSARY TO AVOID CONFLICTS AND TO INSURE THE INSTALLATION OF ALL WORK WITHIN THE AVAILABLE SPACE.

SYM.	DESCRIPTION	DATE	APPR
	AS-BUILT CONDITIONS SHOWN	7-01-08	RDM

R. A. Burch Construction Co., Inc.
P.O. Box 1590
Ramona, CA 92065

WILDMAN & MORRIS
ARCHITECTS - ENGINEERS
201 MISSION ST. SUITE 540
SAN FRANCISCO, CA. 94105

REGISTERED PROFESSIONAL ENGINEER
ROBERT G. MILLER
C.E.
STATE OF CALIFORNIA
7/1/08
EXP. 3-31-09
SEAL

SUBMITTED BY

ACTIVITY - SATISFACTORY TO

DATE

APPROVED

FOR EFD FOR COMMANDER NAVFAC

DATE

A/E EFD

DESIGN
DRAWN
REVIEW
QC
CHIEF ARCH/ ENGR.
PROJECT MANAGER
FIRE PROTECTION
BRANCH MANAGER
DESIGN DIRECTOR

DEPARTMENT OF THE NAVY
NAVAL FACILITIES ENGINEERING COMMAND
NAVFAC SOUTHWEST
SAN DIEGO CALIFORNIA
NAS NORTH ISLAND CORONADO, CALIFORNIA

P759 BASE MAIN GATE AND ENTRANCE
NAVAL AIR STATION, NORTH ISLAND

ENLARGED AREA PLANS

CODE ID. NO. 800P01 SIZE D
SCALE:
EFD NO.
STA. PROJ. NO.
SPEC. NO. 11028065-002
CONSTR. CONTR. NO. N68711-02-D-8065-002
NAVFAC DRAWING NO. 8225747
SHEET OF
C-403

DRAWFORM REVISION SEPT 2001

REVDATE: 05/05/06

© 2005 WILDMAN & MORRIS INCORPORATED
PRINT DATE : $DATE$
FILE NAME : $FILES$

IF SHEET IS LESS THAN 560 X 865
REDUCED PRINT - USE GRAPHIC SCALES

DETAIL 1

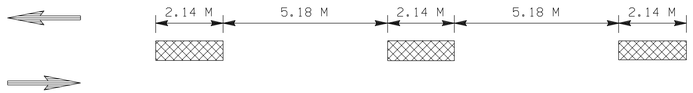

DETAIL 8

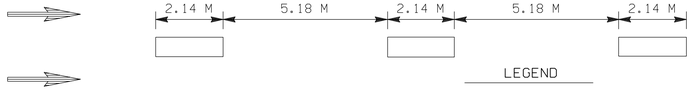

1 A20A - LANELINES

CS101 - CS115 | C-501

NOT TO SCALE

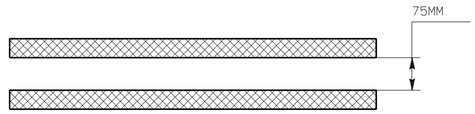

1A A20A - NO PASSING LANELINES

CS101 - CS115 | C-501

NOT TO SCALE

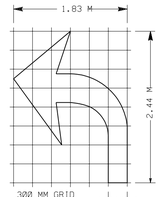

TYPE IV (L) ARROW

(FOR TYPE IV(R) ARROW, USE MIRROR IMAGE)

2 A24A - TYPE IV (L) ARROW

CS101 - CS115 | C-501

NOT TO SCALE

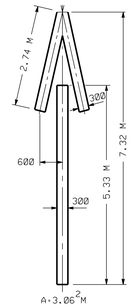

TYPE V ARROW

5 A24A - TYPE V ARROW

CS101 - CS115 | C-501

NOT TO SCALE

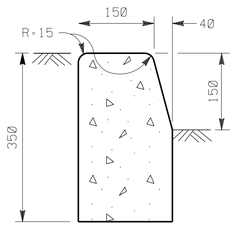

A1-150

3 A87 - A1-150

CG101 - CG115 | C-501

NOT TO SCALE

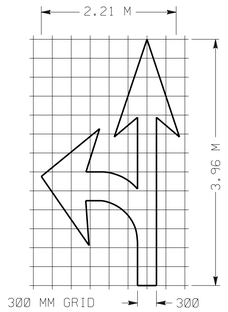

TYPE VI I (L) ARROW

A=2.51 M²

(FOR TYPE VI I (R) ARROW, USE MIRROR IMAGE)

3A A24A - TYPE VII ARROW

CS101 - CS115 | C-501

NOT TO SCALE

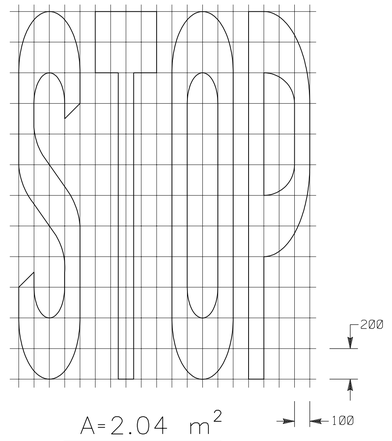

4 A24D - STOP

CS101 - CS115 | C-501

NOT TO SCALE

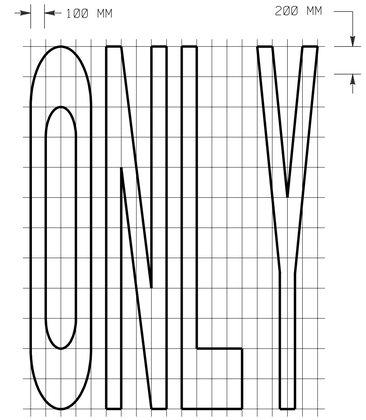

5 A24E - ONLY

CS101 - CS115 | C-501

NOT TO SCALE

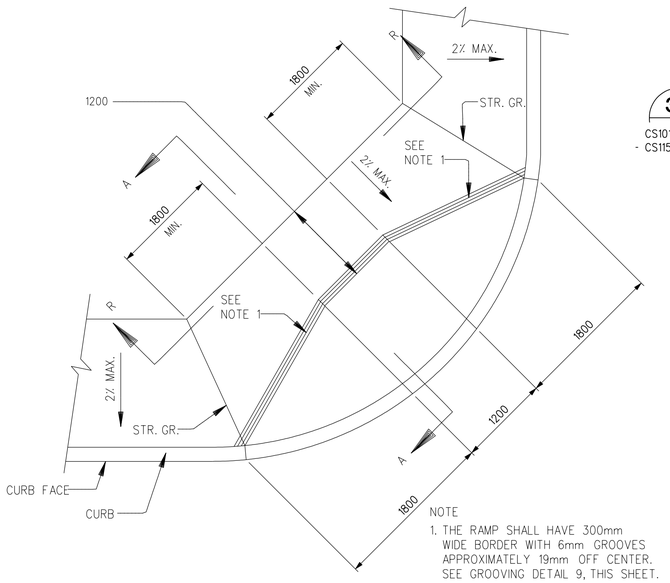

NOTE

1. THE RAMP SHALL HAVE 300mm WIDE BORDER WITH 6mm GROOVES APPROXIMATELY 19mm OFF CENTER. SEE GROOVING DETAIL 9, THIS SHEET.

6 PEDESTRIAN RAMP DETAIL

CG103 CG112 | C-501

NOT TO SCALE

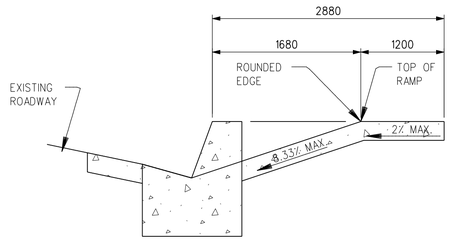

7 SECTION A-A

C-501 | C-501

NOT TO SCALE

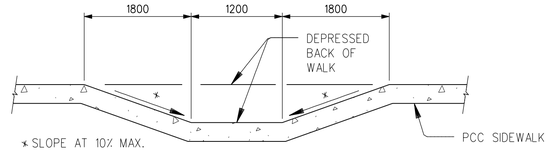

8 SECTION R-R

C-501 | C-501

NOT TO SCALE

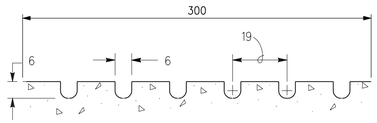

9 GROVING DETAIL

C-501 | C-501

NOT TO SCALE

NOTES:

1. ALL DIMENSIONS ARE IN MILLIMETERS U.N.O.

RECORD DRAWINGS INFORMATION PROVIDED BY GENERAL CONTRACTOR. PROFESSIONAL STAMP AND SINGATURE ON DRAWING DOES NOT ATTEST TO THE ACCURACY OF THIS INFORMATION. ONLY THAT INFORMATION WAS TRANSFERRED TO ELECTRONIC FILE WITH REASONABLE CARE.

THE CONTRACTOR SHALL BE RESPONSIBLE FOR COORDINATING THE WORK AMONG THE VARIOUS TRADES AS NECESSARY TO AVOID CONFLICTS AND TO INSURE THE INSTALLATION OF ALL WORK WITHIN THE AVAILABLE SPACE.

BY	DATE	DESCRIPTION	APPR
RGH	7-8-08	AS-BUILT CONDITIONS SHOWN	

R. A. Burch Construction Co., Inc.
P.O. Box 1590
Ramona, CA 92065

WILDMAN & MORRIS
ARCHITECTS · ENGINEERS
201 MISSION ST. SUITE 540
SAN FRANCISCO, CA. 94105

REGISTERED PROFESSIONAL ENGINEER — ROBERT G. MILLER — 7/1/08 — STATE OF CALIFORNIA
EXP. 3-31-09
SEAL

SUBMITTED BY

ACTIVITY - SATISFACTORY TO

DATE

APPROVED

FOR EFD FOR COMMANDER NAVFAC

DATE

A/E	EFD
	DESIGN
	DRAWN
	REVIEW
	QC
	CHIEF ARCH/ ENGR.
	PROJECT MANAGER
	FIRE PROTECTION
	BRANCH MANAGER
	DESIGN DIRECTOR

DEPARTMENT OF THE NAVY — NAVAL FACILITIES ENGINEERING COMMAND — NAVFAC SOUTHWEST — SAN DIEGO — CORONADO, CALIFORNIA — NAS NORTH ISLAND — CALIFORNIA

P759 BASE MAIN GATE AND ENTRANCE
NAVAL AIR STATION, NORTH ISLAND

CIVIL DETAILS

CODE ID NO. 80009 SIZE D

SCALE:

EFD NO.

STA./PROJ. NO.

SPEC. NO. 11028065-002

CONSTR. CONTR. NO. N68711-02-D-8065-002

NAVFAC DRAWING NO. 8225735

SHEET OF

C-501

(DRAWFORM REVISION SEPT 2001)

REVDATE: 05/05/06

© 2005 WILDMAN & MORRIS INCORPORATED
PRINT DATE : $DATE$
FILE NAME : $FILE$

IF SHEET IS LESS THAN 560 X 865 REDUCED PRINT - USE GRAPHIC SCALES

NOTES:

1. SEE PROJECT PLANS FOR ADDITIONAL INFORMATION.

2. THREADS SHALL BE TROWELLED SMOOTH AND GIVEN A BROOM FINISH IN A DIRECTION PERPENDICULAR TO THE CENTERLINE OF THE STAIRWAY. THE BROOM FINISH SHALL BE BROUGHT TO THE NOSE OF THREADS AND LANDING.

3. ONE HANDRAIL IS REQUIRED ON THE SIDE OPPOSITE TO THE WALL OF THE TRASH CONTAINER.

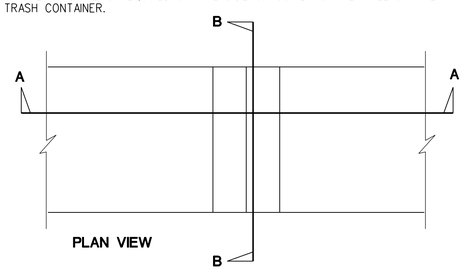

PLAN VIEW

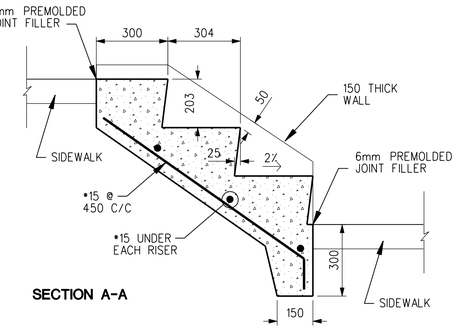

SECTION A-A

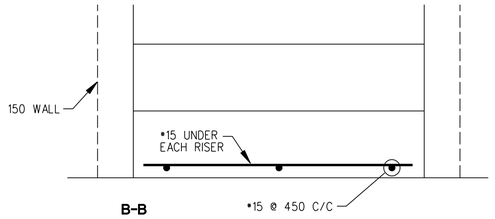

B-B

1 REINFORCED CONCRETE STEPS

CG112 | C-502 NOT TO SCALE

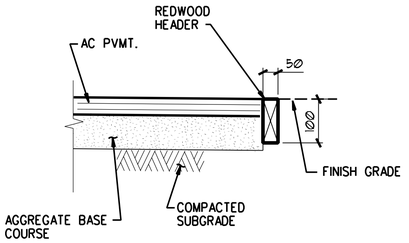

2 PAVEMENT EDGE

CG101-CG103 | C-502 NOT TO SCALE

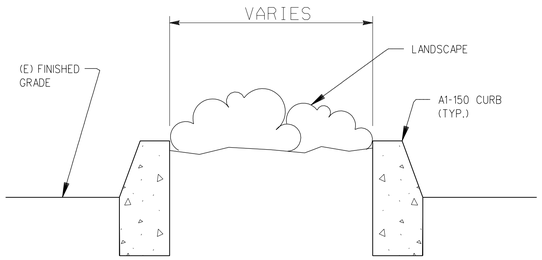

3 PARKING LOT ISLAND

CG103 | C-502 NOT TO SCALE

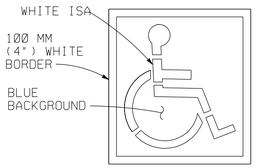

ISA MARKING FOR ACCESSIBLE PARKING SPACE OR STALL (SEE STD. PLAN A24C)

DETAIL A

ISA PARKING SIGN (R99) STANDARD 300 MM X 450 MM SEE NOTE 1.

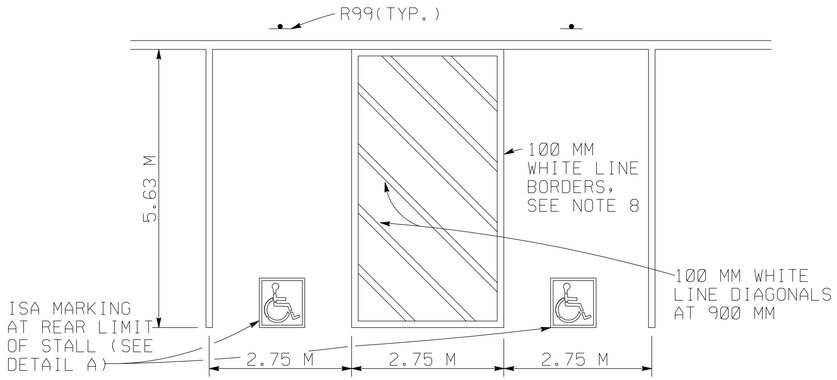

NOTE:

1. BLUE PAINT, INSTEAD OF WHITE MAY BE USED FOR MARKING ACCESSIBILITY AISLES IN AREAS WHERE SNOW MAY CAUSE WHITE MARKINGS TO NOT BE VISIBLE.

DOUBLE PARKING STALL

4 A90 - ACCESSIBLE PARKING

CS112 | C-502 NOT TO SCALE

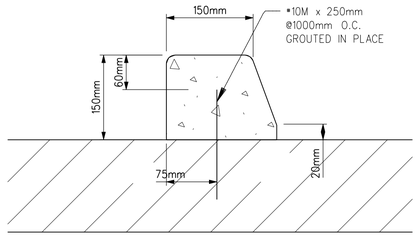

WHEELSTOP LENGTH = 1800mm LONG

5 PCC WHEEL STOP

CG104-111 | C-502 NOT TO SCALE

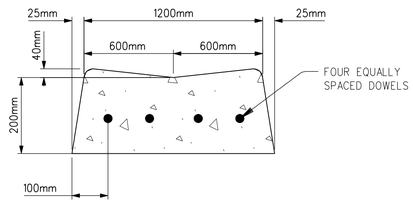

6 LONGITUDINAL GUTTER

CG103 | C-502 NOT TO SCALE

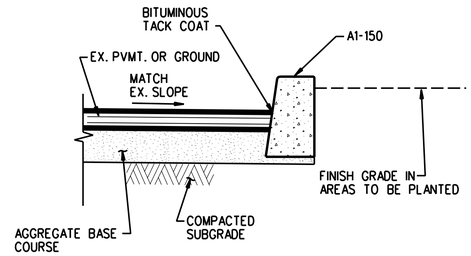

7 CONCRETE CURB DETAIL

CG103 | C-502 CG112 NOT TO SCALE

NOTES:

1. ALL DIMENSIONS ARE IN MILLIMETERS U.O.N.

RECORD DRAWINGS INFORMATION PROVIDED BY GENERAL CONTRACTOR. PROFESSIONAL STAMP AND SINGATURE ON DRAWING DOES NOT ATTEST TO THE ACCURACY OF THIS INFORMATION. ONLY THAT INFORMATION WAS TRANSFERRED TO ELECTRONIC FILE WITH REASONABLE CARE.

THE CONTRACTOR SHALL BE RESPONSIBLE FOR COORDINATING THE WORK AMONG THE VARIOUS TRADES AS NECESSARY TO AVOID CONFLICTS AND TO INSURE THE INSTALLATION OF ALL WORK WITHIN THE AVAILABLE SPACE.

BDM	7-8-08										APPR
AS-BUILT CONDITIONS SHOWN											DATE
											DESCRIPTION
											SYM.

R. A. Burch Construction Co., Inc.
P.O. Box 1590
Ramona, CA 92065

WILDMAN & MORRIS
ARCHITECTS · ENGINEERS
201 MISSION ST. SUITE 540
SAN FRANCISCO, CA. 94105

REGISTERED PROFESSIONAL ENGINEER ROBERT G. MILLER 7/1/08 STATE OF CALIFORNIA
EXP. 3-31-09
SEAL

SUBMITTED BY
ACTIVITY - SATISFACTORY TO
DATE
APPROVED
FOR EFD FOR COMMANDER NAVFAC
DATE

A/E	EFD
	DESIGN
	DRAWN
	REVIEW
	QC
	CHIEF ARCH./ ENGR.
PROJECT MANAGER	
FIRE PROTECTION	
BRANCH MANAGER	
DESIGN DIRECTOR	

DEPARTMENT OF THE NAVY
NAVAL FACILITIES ENGINEERING COMMAND
NAVFAC SOUTHWEST
SAN DIEGO
CALIFORNIA
NAS NORTH ISLAND
CORONADO, CALIFORNIA

P759 BASE MAIN GATE AND ENTRANCE
NAVAL AIR STATION, NORTH ISLAND

CIVIL DETAILS

CODE ID. NO. 80091	SIZE D
SCALE:	
EFD NO.	
STA. PROJ. NO.	
SPEC. NO.	11028065-002
CONSTR. CONTR. NO.	N68711-02-D-8065-002
NAVFAC DRAWING NO.	8225736
SHEET	OF

C-502

DRAWFORM REVISION SEPT 2001

REVDATE: 05/05/06

© 2005 WILDMAN & MORRIS INCORPORATED
PRINT DATE : $DATE$
FILE NAME : $FILE$

IF SHEET IS LESS THAN 560 X 865 REDUCED PRINT - USE GRAPHIC SCALES

NOTE:
MISC. CRUSHED BASE CAN BE USED IN LIEU OF CLASS 2 WITH THE ENGINEER APPROVAL.

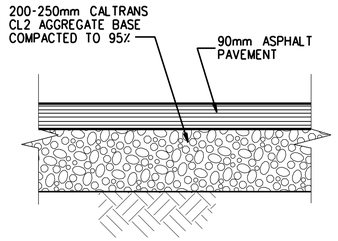

1.1 MAIN AC PAVEMENT

CG101 -CG115 | C-503 NOT TO SCALE

NOTE:
MISC. CRUSHED BASE CAN BE USED IN LIEU OF CLASS 2 WITH THE ENGINEER APPROVAL.

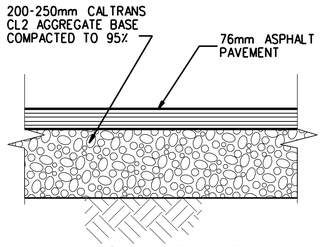

1.2 AC PAVEMENT AT PARKING LOT

CG101 -CG115 | C-503 NOT TO SCALE

NOTE:
MISC. CRUSHED BASE CAN BE USED IN LIEU OF CLASS 2 WITH THE ENGINEER APPROVAL.

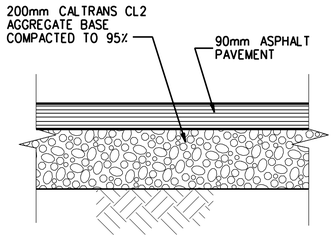

1.3 AC PAVEMENT FOR COMMERCIAL TRAFFIC

CG101 -CG115 | C-503 NOT TO SCALE

NOTE:
MISC. CRUSHED BASE CAN BE USED IN LIEU OF CLASS 2 WITH THE ENGINEER APPROVAL.

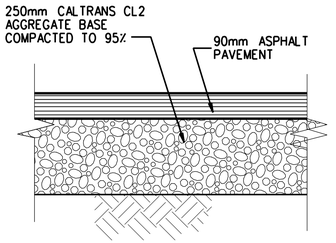

1.4 AC PAVEMENT FOR COMMERCIAL VEHICLE INBOUND ONLY

CG101 -CG115 | C-503 NOT TO SCALE

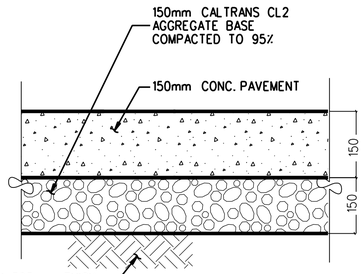

NOTE:
MISC. CRUSHED BASE CAN BE USED IN LIEU OF CLASS 2 WITH THE ENGINEER APPROVAL.

3 CONC. PVMT. AT COMM. VEHICLE INSPECTION

CG101 -CG115 | C-503 NOT TO SCALE

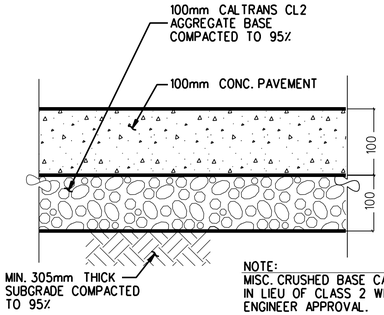

NOTE:
MISC. CRUSHED BASE CAN BE USED IN LIEU OF CLASS 2 WITH THE ENGINEER APPROVAL.

4 CONC. PVMT. AT POV INSPECTION

CG101 -CG115 | C-503 NOT TO SCALE

SIDEWALK SECTION - TYPICAL

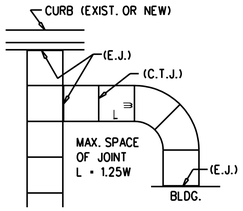

JOINT PATTERN - TYPICAL

NOTE:
PROVIDE EXPANSION JOINT AT ALL CURBS, STRUCTURES AND EXISTING WALKS.

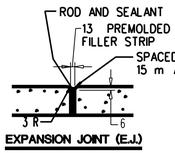

EXPANSION JOINT (E.J.)

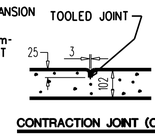

CONTRACTION JOINT (C.T.J.)

5 CONCRETE PEDESTRIAN WALKWAY DETAIL

CG101 -CG115 | C-503 NOT TO SCALE

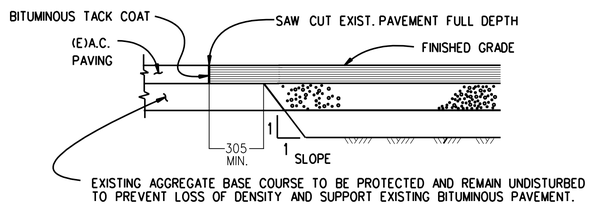

6 EXIST. / NEW ASPHALT PAVEMENT

CG101 -CG115 | C-503 NOT TO SCALE

NOTE:
THIS JOINT MAY BE SUBSTITUTED FOR CONTRACTION JOINTS

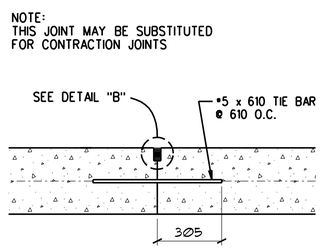

DETAIL "A"

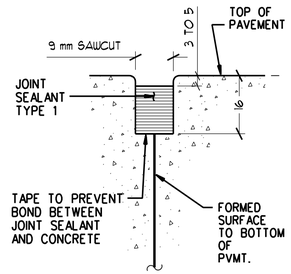

DETAIL "B"

7 CONSTUCTION JOINT WITH TIE BARS

CG101 -CG115 | C-503 NOT TO SCALE

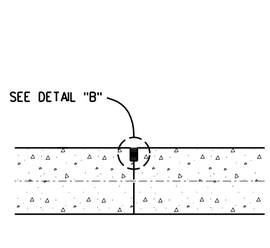

DETAIL "A"

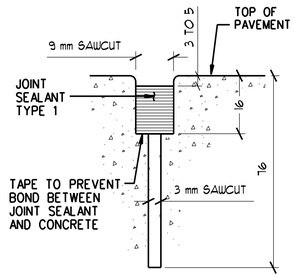

DETAIL "B"

8 CONTRACTION JOINT (WEAKENED - PLANE JOINT)

CG101 -CG115 | C-503 NOT TO SCALE

NOTES:

1. ALL DIMENSIONS ARE IN MILLIMETERS U.O.N.

RECORD DRAWINGS INFORMATION PROVIDED BY GENERAL CONTRACTOR. PROFESSIONAL STAMP AND SINGATURE ON DRAWING DOES NOT CONSTITUTE APPROVAL OF THIS INFORMATION, ONLY THAT INFORMATION WAS TRANSFERED TO ELECTRONIC FILE WITH REASONABLE CARE.

THE CONTRACTOR SHALL BE RESPONSIBLE FOR COORDINATING THE WORK AMONG THE VARIOUS TRADES AS NECESSARY TO AVOID CONFLICTS AND TO INSURE THE INSTALLATION OF ALL WORK WITHIN THE AVAILABLE SPACE.

NO.	DESCRIPTION	DATE	APPR
	AS-BUILT CONDITIONS SHOWN	7-8-08	RDH

R. A. Burch Construction Co., Inc.
P.O. Box 1500
Ramona, CA 92065

WILDMAN & MORRIS
ARCHITECTS · ENGINEERS
201 MISSION ST. SUITE 540
SAN FRANCISCO, CA. 94105

REGISTERED PROFESSIONAL ENGINEER ROBERT G. MILLER 7/1/08 CIVIL STATE OF CALIFORNIA
EXP. 3-31-09
SEAL

SUBMITTED BY
ACTIVITY - SATISFACTORY TO
DATE
APPROVED
FOR EFD FOR COMMANDER NAVFAC
DATE

AVE	EFD
	DESIGN
	DRAWN
	REVIEW
	QC
	CHIEF ARCH/ ENGR.
PROJECT MANAGER	
FIRE PROTECTION	
BRANCH MANAGER	
DESIGN DIRECTOR	

DEPARTMENT OF THE NAVY
NAVAL FACILITIES ENGINEERING COMMAND
NAVFAC SOUTHWEST
SAN DIEGO CALIFORNIA
NAS NORTH ISLAND CORONADO, CALIFORNIA

P759 BASE MAIN GATE AND ENTRANCE
NAVAL AIR STATION, NORTH ISLAND

CIVIL DETAILS

CODE ID NO. 80009 SIZE D
SCALE:
EFD NO.
STA./PROJ. NO.
SPEC. NO. 11028065-002
CONSTR. CONTR. NO. N68711-02-D-8065-002
NAVFAC DRAWING NO. 8225737
SHEET OF
C-503
DRAWFORM REVISION SEPT 2001

REVDATE: 05/05/06

© 2005 WILDMAN & MORRIS INCORPORATED
PRINT DATE : $DATE$
FILE NAME : $FILE$

IF SHEET IS LESS THAN 560 X 865 REDUCED PRINT - USE GRAPHIC SCALES

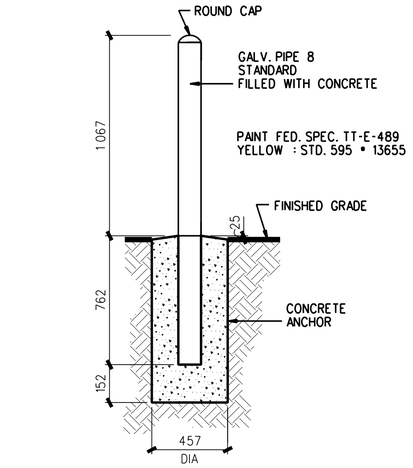

1 CG104 C-504 **BOLLARD DETAIL**

NOT TO SCALE

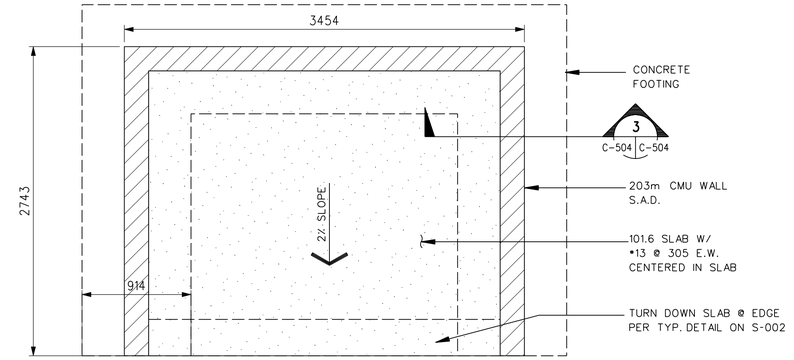

2 CG112 C-504 **TRASH ENCLOSURE DETAIL**

NOT TO SCALE

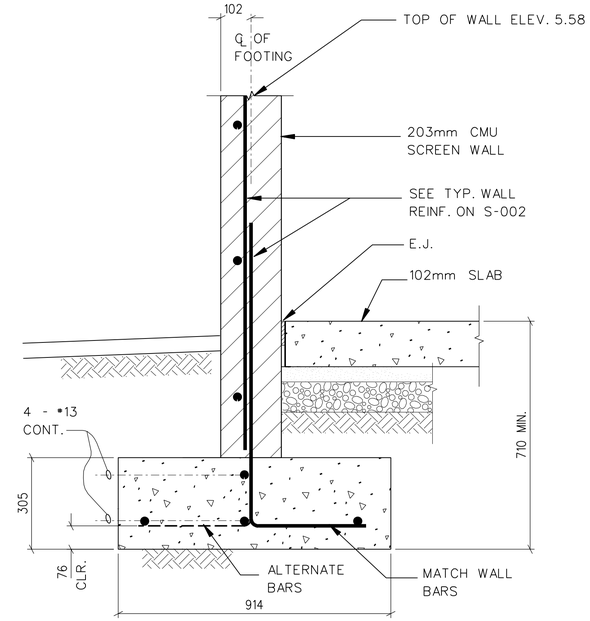

3 C-504 C-504 **TRASH ENCLOSURE WALL SECTION**

NOT TO SCALE

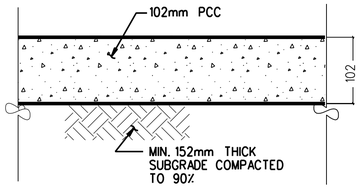

4 CG112 C-504 **BREAK AREA CONCRETE PAD**

NOT TO SCALE

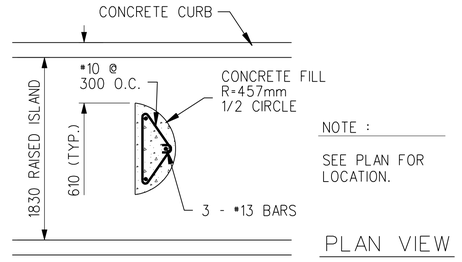

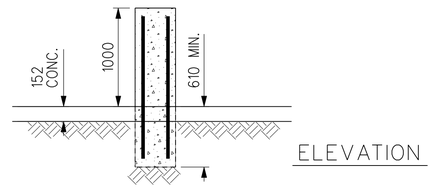

NO. 13 LONGITUDINAL REINFORCING BAR WIRED TO NO. 13 REINFORCING BARS, 3 METERS GROUTED IN HOLES DRILLED AT 1.2 METER CENTERS.

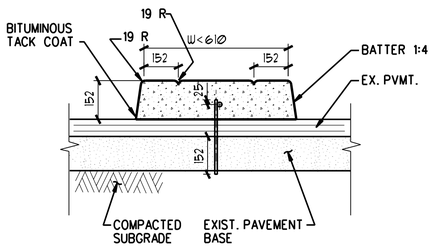

5 CG101-CG115 C-504 **MONOLITHIC CONCRETE CENTER ISLAND 1**

NOT TO SCALE

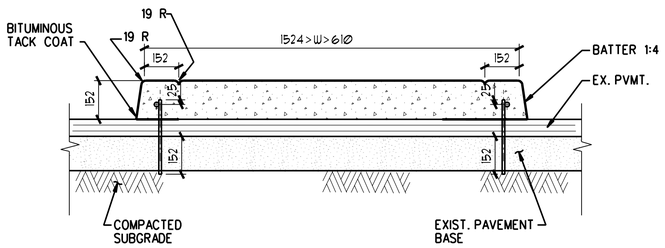

6 CG101-CG115 C-504 **MONOLITHIC CONCRETE CENTER ISLAND 2**

NOT TO SCALE

7 C-504 C-504 **BULL NOSE**

NOT TO SCALE

NOTES:

1. ALL DIMENSIONS ARE IN MILLIMETERS U.O.N.

RECORD DRAWINGS INFORMATION PROVIDED BY GENERAL CONTRACTOR. PROFESSIONAL STAMP AND SINGATURE ON DRAWING DOES NOT ATTEST TO THE ACCURACY OF THIS INFORMATION. ONLY THAT INFORMATION WAS TRANSFERRED TO ELECTRONIC FILE WITH REASONABLE CARE.

THE CONTRACTOR SHALL BE RESPONSIBLE FOR COORDINATING THE WORK AMONG THE VARIOUS TRADES AS NECESSARY TO AVOID CONFLICTS AND TO INSURE THE INSTALLATION OF ALL WORK WITHIN THE AVAILABLE SPACE.

BY	DATE	DESCRIPTION	APPR
RDH	7-8-08	AS-BUILT CONDITIONS SHOWN	STHL

R. A. Burch Construction Co., Inc.
P.O. Box 1590
Ramona, CA 92065

WILDMAN & MORRIS
ARCHITECTS · ENGINEERS
201 MISSION ST. SUITE 540
SAN FRANCISCO, CA. 94105

REGISTERED PROFESSIONAL ENGINEER ROBERT G. MILLER 7/1/08 STATE OF CALIFORNIA
EXP. 3-31-09
SEAL

SUBMITTED BY
ACTIVITY - SATISFACTORY TO
DATE
APPROVED
FOR EFD FOR COMMANDER NAVFAC
DATE

A/E	EFD
	DESIGN
	DRAWN
	REVIEW
	QC
	CHIEF ARCH./ ENGR.

PROJECT MANAGER
FIRE PROTECTION
BRANCH MANAGER
DESIGN DIRECTOR

DEPARTMENT OF THE NAVY
NAVAL FACILITIES ENGINEERING COMMAND
NAVFAC SOUTHWEST
SAN DIEGO
NAS NORTH ISLAND
CORONADO, CALIFORNIA
CALIFORNIA

P759 BASE MAIN GATE AND ENTRANCE
NAVAL AIR STATION, NORTH ISLAND

CIVIL DETAILS

CODE ID.NO.88891 SIZE D
SCALE:
EFD NO.
STA./PROJ. NO.
SPEC. NO. 11028065-002
CONSTR. CONTR. NO. N68711-02-D-8065-002
NAVFAC DRAWING NO. 8225738
SHEET OF

C-504

DRAWFORM REVISION SEPT 2001

REVDATE: 05/05/06

© 2005 WILDMAN & MORRIS INCORPORATED
PRINT DATE : $DATE$
FILE NAME : $FILE$

IF SHEET IS LESS THAN 560 X 865 REDUCED PRINT - USE GRAPHIC SCALES

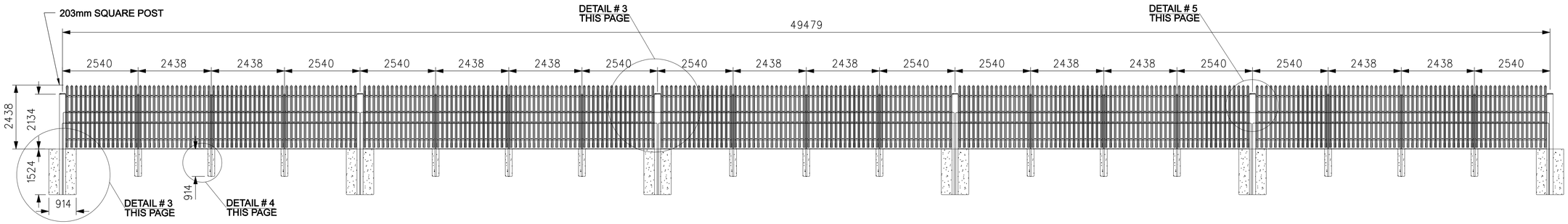

1 IMPASSE GAUNTLET FENCE ELEVATION

CG101 -CG115 | C-505

NOT TO SCALE

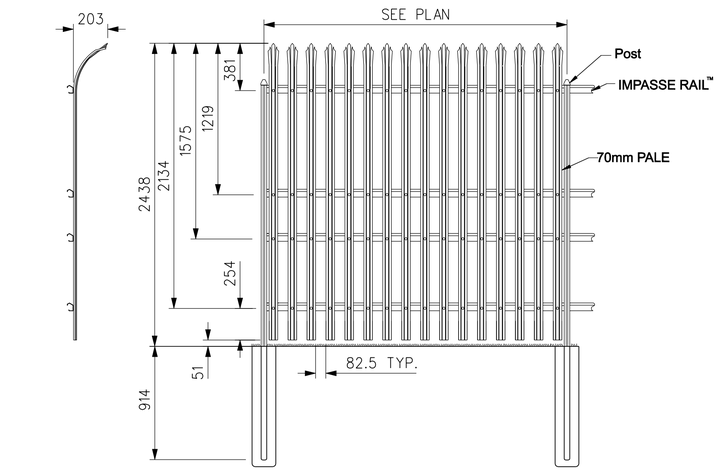

2 IMPASSE GAUNTLET 4-RAIL PANEL

CG101 -CG115 | C-505

NOT TO SCALE

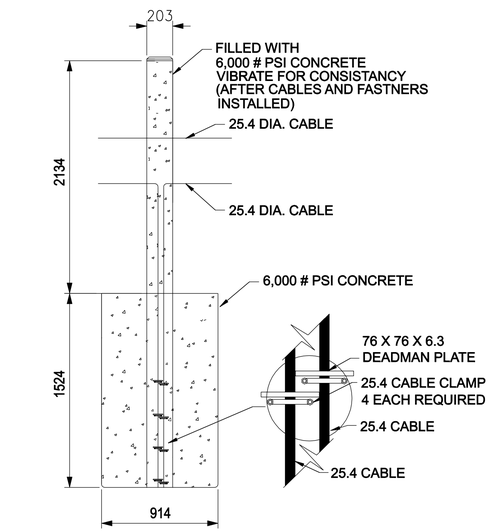

3 IMPASSE FENCE BOLLARD

C-505 | C-505

NOT TO SCALE

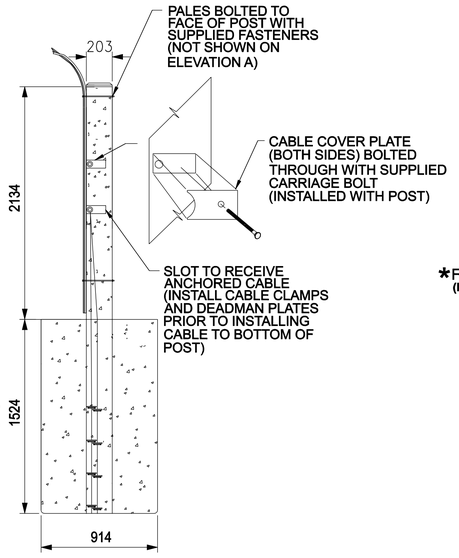

4 IMPASSE FENCE 'I' BEAM POST

C-505 | C-505

NOT TO SCALE

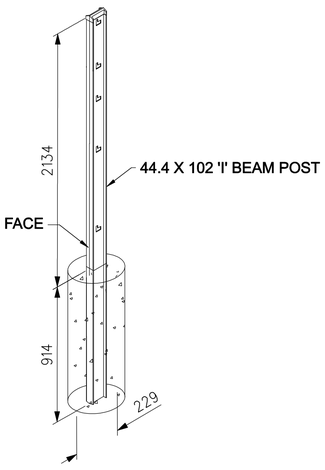

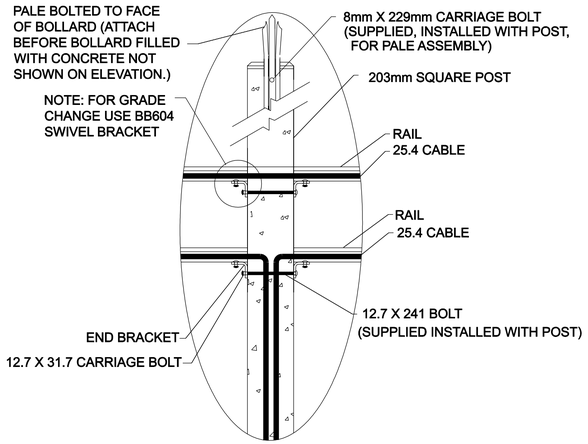

5 IMPASSE FENCE BOLLARD / CABLE INTERFACE

C-505 | C-505

NOT TO SCALE

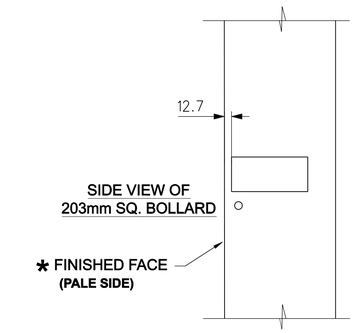

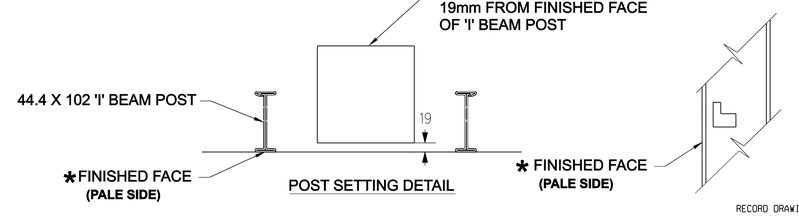

6 IMPASSE FENCE BOLLARD / 'I' BEAM INSTALLATION COORDINATION

C-505 | C-505

NOT TO SCALE

NOTES:

1. ALL DIMENSIONS ARE IN MILLIMETERS U.O.N.

RECORD DRAWINGS INFORMATION PROVIDED BY GENERAL CONTRACTOR. PROFESSIONAL STAMP AND SINGATURE ON DRAWING DOES NOT ATTEST TO THE ACCURACY OF THIS INFORMATION. ONLY THAT INFORMATION WAS TRANSFERED TO ELECTRONIC FILE WITH REASONABLE CARE.

THE CONTRACTOR SHALL BE RESPONSIBLE FOR COORDINATING THE WORK AMONG THE VARIOUS TRADES AS NECESSARY TO AVOID CONFLICTS AND TO INSURE THE INSTALLATION OF ALL WORK WITHIN THE AVAILABLE SPACE.

AS-BUILT CONDITIONS SHOWN

BDM	7-8-08																													APPR
																														DATE
																														DESCRIPTION
																														STK.

R. A. Burch Construction Co., Inc.
P.O. Box 1590
Ramona, CA 92065

WILDMAN & MORRIS
ARCHITECTS · ENGINEERS
201 MISSION ST. SUITE 540
SAN FRANCISCO, CA. 94105

REGISTERED PROFESSIONAL ENGINEER ROBERT G. MILLER 7/1/08 STATE OF CALIFORNIA
EXP. 3-31-09
SEAL

SUBMITTED BY
ACTIVITY - SATISFACTORY TO
DATE
APPROVED
FOR EFD FOR COMMANDER NAVFAC
DATE

A/E	EFD
	DESIGN
	DRAWN
	REVIEW
	QC
	CHIEF ARCH/ ENGR.
PROJECT MANAGER	
FIRE PROTECTION	
BRANCH MANAGER	
DESIGN DIRECTOR	

DEPARTMENT OF THE NAVY
NAVAL FACILITIES ENGINEERING COMMAND
NAVFAC SOUTHWEST
SAN DIEGO
CORONADO, CALIFORNIA
NAS NORTH ISLAND
CALIFORNIA

P759 BASE MAIN GATE AND ENTRANCE
NAVAL AIR STATION, NORTH ISLAND

CIVIL DETAILS

CODE ID.NO.88RM SIZE D
SCALE:
EFD NO.
STA.PROJ.NO.
SPEC.NO. 11020865-002
CONSTR.CONTR.NO.
N68711-02-D-8065-002
NAVFAC DRAWING NO.
8225739
SHEET OF
C-505

DRAWFORM REVISION SEPT 2001

REVDATE: 05/05/06

© 2005 WILDMAN & MORRIS INCORPORATED
PRINT DATE : $DATE$
FILE NAME : $FILE$

IF SHEET IS LESS THAN 560 X 865 REDUCED PRINT - USE GRAPHIC SCALES

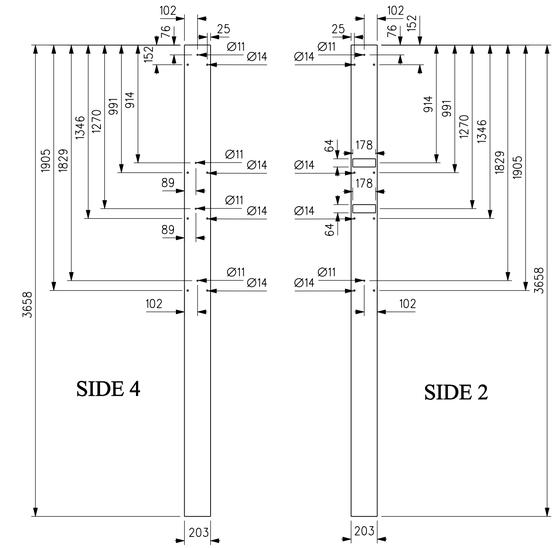

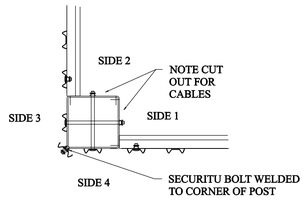

OUTSIDE CORNER

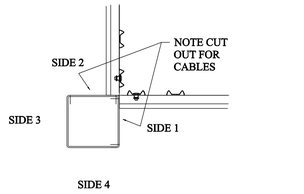

INSIDE CORNER

1 IMPASSE FENCE CORNER BOLLARD POST

C-505 | C-506

NOT TO SCALE

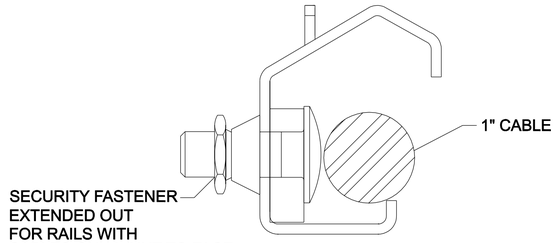

2 IMPASSE FENCE CABLE THRU RAIL DETAIL

C-505 | C-506

NOT TO SCALE

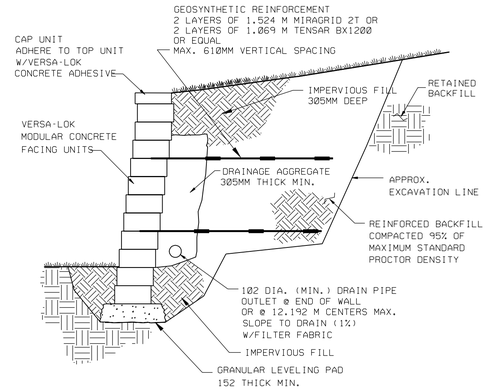

3 MODULAR CONCRETE UNIT REINFORCED RETAINING WALL SECTION

CG105, CG112 | C-506

NOT TO SCALE

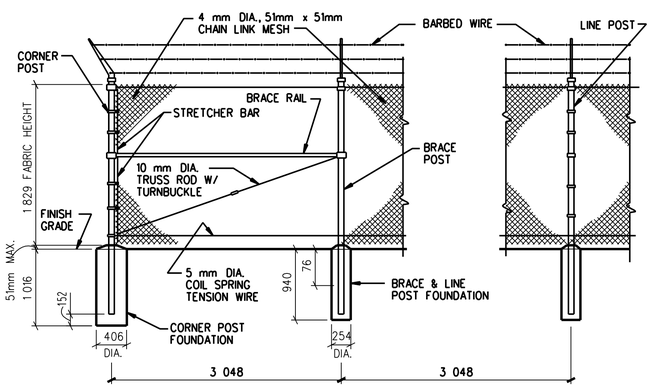

TYPICAL ELEVATION

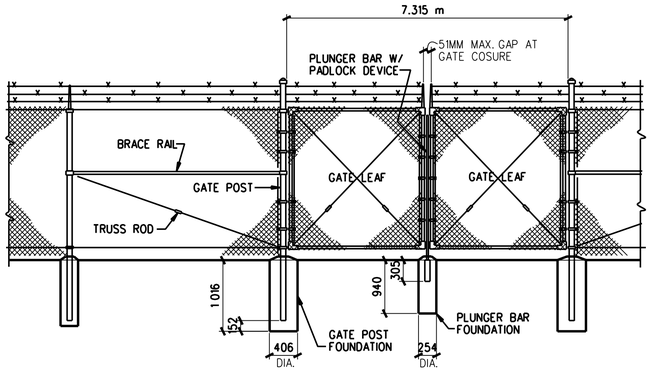

TYPICAL ELEVATION @ GATE

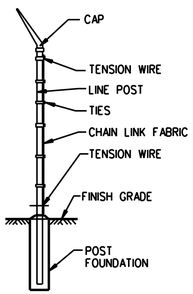

TYPICAL SECTION

NOTES:

1. SIZE OF MEMBERS NOT NOTED TO BE IN ACCORDANCE WITH FED. SPEC. RR-F-191, SEE SPEC SECTION 02831.
2. ALL METAL ITEMS SHALL BE GALVANIZED STEEL.
3. FOUNDATIONS NOTED ARE CAST-IN-PLACE CONCRETE.
4. EXTENSION ARMS ARE TO BE OUTSIDE OF COMPOUND AND AWAY FROM BUILDINGS.
5. PEDESTRIAN GATES ARE SIMILAR TO GATE SHOWN, ONLY SINGLE LEAF, 1.219m WIDE.

4 CHAIN LINK FENCE TYPICAL DETAIL

CG102, CG112 | C-506

NOT TO SCALE

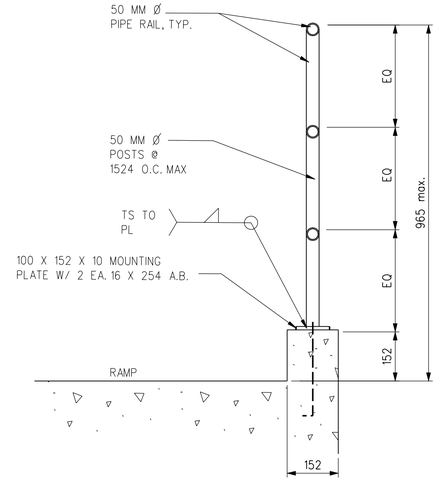

5 GUARDRAIL DETAIL

CG112 | C-506

NOT TO SCALE

RECORD DRAWINGS INFORMATION PROVIDED BY GENERAL CONTRACTOR. PROFESSIONAL STAMP AND SINGATURE ON DRAWING DOES NOT ATTEST TO THE ACCURACY OF THIS INFORMATION. ONLY THAT INFORMATION WAS TRANSFERRED TO ELECTRONIC FILE WITH REASONABLE CARE.

THE CONTRACTOR SHALL BE RESPONSIBLE FOR COORDINATING THE WORK AMONG THE VARIOUS TRADES AS NECESSARY TO AVOID CONFLICTS AND TO INSURE THE INSTALLATION OF ALL WORK WITHIN THE AVAILABLE SPACE.

NOTES:

1. ALL DIMENSIONS ARE IN MILLIMETERS U.O.N.

AS-BUILT CONDITIONS SHOWN

DESCRIPTION	DATE	APPR
	7-8-08	RDM

R. A. Burch Construction Co., Inc.
P.O. Box 1590
Ramona, CA 92065

WILDMAN & MORRIS
ARCHITECTS · ENGINEERS
201 MISSION ST. SUITE 540
SAN FRANCISCO, CA. 94105

REGISTERED PROFESSIONAL ENGINEER ROBERT G. MILLER 7/1/08 STATE OF CALIFORNIA
EXP. 3-31-09
SEAL

SUBMITTED BY

ACTIVITY - SATISFACTORY TO

DATE

APPROVED

FOR EFD FOR COMMANDER NAVFAC

DATE

A/E	EFD
	DESIGN
	DRAWN
	REVIEW
	QC
	CHIEF ARCH./ ENGR.

PROJECT MANAGER
FIRE PROTECTION
BRANCH MANAGER
DESIGN DIRECTOR

DEPARTMENT OF THE NAVY
NAVAL FACILITIES ENGINEERING COMMAND
NAVFAC SOUTHWEST
SAN DIEGO
CALIFORNIA
NAS NORTH ISLAND
CORONADO, CALIFORNIA

P759 BASE MAIN GATE AND ENTRANCE
NAVAL AIR STATION, NORTH ISLAND

CIVIL DETAILS

CODE ID. NO. 80091	SIZE D
SCALE:	
EFD NO.	
STA. PROJ. NO.	
SPEC. NO.	11028065-002
CONSTR. CONTR. NO.	N68711-02-D-8065-002
NAVFAC DRAWING NO.	8225740
SHEET	OF

C-506

DRAWFORM REVISION SEPT 2001

REVDATE: 05/05/06

© 2005 WILDMAN & MORRIS INCORPORATED
PRINT DATE : $DATE$
FILE NAME : $FILE$

IF SHEET IS LESS THAN 560 X 865 REDUCED PRINT - USE GRAPHIC SCALES

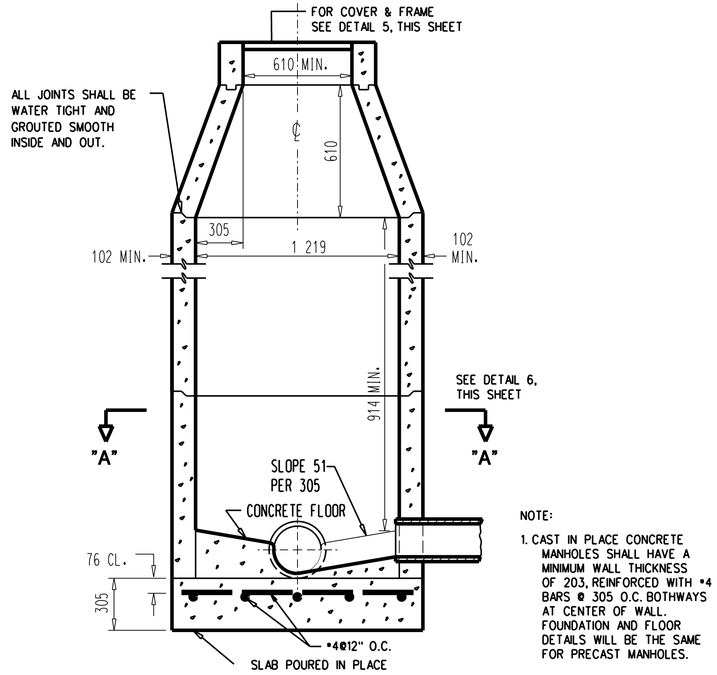

NOTE:

1. CAST IN PLACE CONCRETE MANHOLES SHALL HAVE A MINIMUM WALL THICKNESS OF 203, REINFORCED WITH #4 BARS @ 305 O.C. BOTHWAYS AT CENTER OF WALL. FOUNDATION AND FLOOR DETAILS WILL BE THE SAME FOR PRECAST MANHOLES.
2. PROVIDE JOINT WITHIN 610 OF MANHOLE WALL AT EACH PIPE.

1 SECTION - TAPERED MANHOLE
CU105 | C-507 NOT TO SCALE

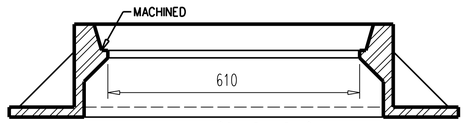

FRAME (SECTION)

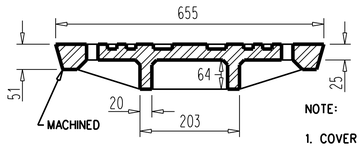

SECTION "B - B"

NOTE:

1. COVER FRAMES SHALL BE SECURELY INSTALLED IN A BED OF CEMENT MORTAR.
2. WHEN MANHOLES ARE LOACTED IN NON-TRAFFIC AREAS, THE COVERS MAY BE CAST IRON WITHOUT THE RIBS, UNLESS OTHERWISE INDICATED.

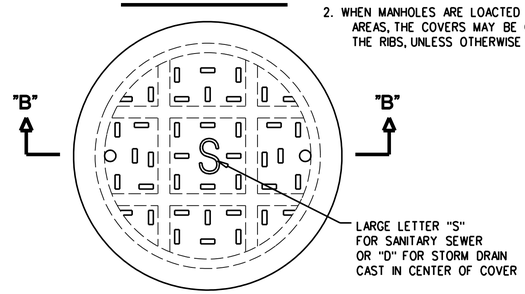

PLAN OF COVER

2 SECTION-MANHOLE COVER & FRAME
C-507 | C-507 NOT TO SCALE

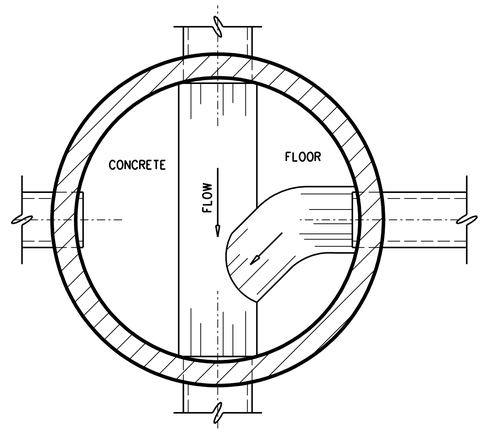

3 SECTION "A - A"
C-507 | C-507 NOT TO SCALE

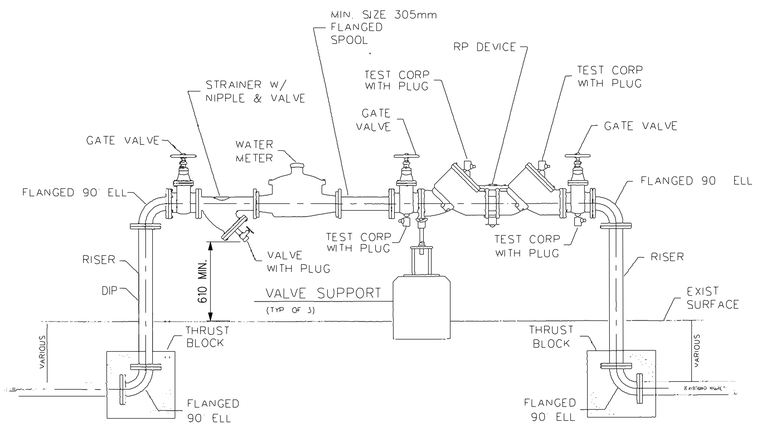

4 REDUCED PRESSURE BFP FOR WATER LINE
CU112 | C-507 NOT TO SCALE

BACKFLOW PREVENTER NOTES FOR WATER AND FIRE LINES:

1. PIPES AND FITTINGS INSTALLED UNDERGROUND SHALL BE POLYWRAPPED. THE POLYWRAP ON RISERS SHALL EXTEND TO A MINIMUM OF 50mm ABOVE GRADE.
2. MINIMUM CLEARANCE FROM OUTERMOST POINT OF DEVICE
   VERTICAL : 610mm HORIZONTAL : 610mm
3) APPROVED BY THE U.S.C FOUNDATION FOR CROSS-CONNECTION CONTROL AND HYDRAULIC RESEARCH AND MUST BE ON THE CURRENT APPROVAL LIST.
4) MUST HAVE U.S MADE, SINGLE CAST, INTERNALLY PORTED, BRONZE BODIES WITH BRONZE AND/OR STAINLESS STEEL WORKING PARTS AND STAINLESS STEEL SPRINGS.
5) IN NO CASE SHOULD THE RELIEF VALVE DISCHARGE BE SOLIDLY PIPE INTO ANYTHING. THERE ARE AIR GAP DRAIN FITTINGS AVAILABLE FOR MOST MODELS THAT CAN BE INSTALLED FOR CONNECTION TO DRAIN LINES.
6) TEST BACKFLOW PREVENTO IN ACCORDANCE WITH THE LATEST EDITION OF THE "MANUAL OF CROSS CONNECTION CONTROL" PUBLISHED BY THE FOUNDATION FOR CROSS CONNECTION CONTROL AND HYDRAULIC RESEARCH OF THE UNIVERSITY OF SOUTHERN CALIFORNIA PRIOR TO PLACING IT INTO SERVICE. INSPECTION FORMS REPORT FORMS ARE AVAILABLE FROM NAVY PUBLIC WORKS CENTER (PWC). SAID TEST SHALL BE PERFORMED BY A CERTIFIED BACKFLOW ASSEMBLE TESTER. A COPY OF THE TESTER'S CERTIFICATE AND THE UNIT'S PASSING TEST RESULT MUCH BE SUBMITTED TO THE PWC.
7) THE CONTRACTOR SHALL SUPPLY REPAIR KITS FOR WATER METERS AND RP DEVICES. KITS ARE TO BE TURNED INTO PWC.
8) PIPE MATERIAL SHALL BE AS FOLLOWS:
   A. 3" THRU 6" BELOW GROUND SHALL BE POLY WRAPPED DIP
   B. 3" THRU 6" ABOVE GROUND SHALL BE PAINTED DIP
9) ALL RISERS SHALL BE THE SAME SIZE AS THE METER AND RP DEVICE TO BE INSTALLED.

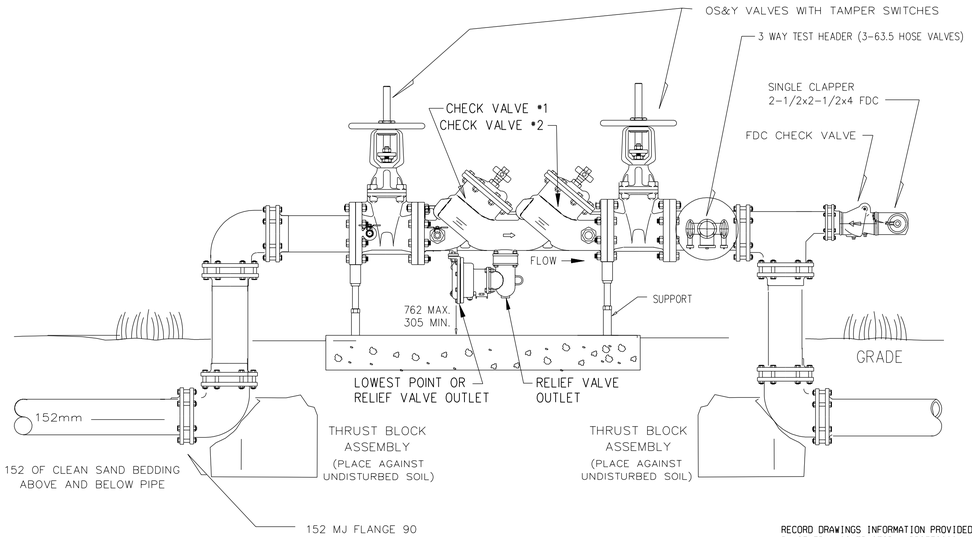

5 DOUBLE CHECK DETECTOR BACKFLOW PREVENTER ASSEMBLY DETAIL FOR FIRE LINE
CU112 | C-507 NOT TO SCALE

NOTES:

1. ALL DIMENSIONS ARE IN MILLIMETERS U.O.N.

RECORD DRAWINGS INFORMATION PROVIDED BY GENERAL CONTRACTOR. PROFESSIONAL STAMP AND SINGATURE ON DRAWING DOES NOT ATTEST TO THE ACCURACY OF THIS INFORMATION. ONLY THAT INFORMATION WAS TRANSFERRED TO ELECTRONIC FILE WITH REASONABLE CARE.

THE CONTRACTOR SHALL BE RESPONSIBLE FOR COORDINATING THE WORK AMONG THE VARIOUS TRADES AS NECESSARY TO AVOID CONFLICTS AND TO INSURE THE INSTALLATION OF ALL WORK WITHIN THE AVAILABLE SPACE.

BY	DATE	DESCRIPTION	APPR
RDH	7-8-08	AS-BUILT CONDITIONS SHOWN	STHL

R. A. Burch Construction Co., Inc.
P.O. Box 1590
Ramona, CA 92065

WILDMAN & MORRIS
ARCHITECTS · ENGINEERS
201 MISSION ST. SUITE 540
SAN FRANCISCO, CA. 94105

REGISTERED PROFESSIONAL ENGINEER ROBERT G. WILDMAN 7/1/08 STATE OF CALIFORNIA
EXP. 3-31-09
SEAL

SUBMITTED BY
ACTIVITY - SATISFACTORY TO
DATE
APPROVED
FOR EFD FOR COMMANDER NAVFAC
DATE

A/E	EFD
	DESIGN
	DRAWN
	REVIEW
	QC
	CHIEF ARCH/ ENGR.
PROJECT MANAGER	
FIRE PROTECTION	
BRANCH MANAGER	
DESIGN DIRECTOR	

NAVAL FACILITIES ENGINEERING COMMAND
DEPARTMENT OF THE NAVY
NAVFAC SOUTHWEST
SAN DIEGO
CALIFORNIA
NAS NORTH ISLAND
CORONADO, CALIFORNIA

P759 BASE MAIN GATE AND ENTRANCE
NAVAL AIR STATION, NORTH ISLAND

CIVIL DETAILS

CODE ID.NO.88891 SIZE D
SCALE:
EFD NO.
STA./PROJ. NO.
SPEC. NO. 11028065-002
CONSTR. CONTR. NO. N68711-02-D-8065-002
NAVFAC DRAWING NO. 8225741
SHEET OF
C-507
DRAWFORM REVISION SEPT 2001

REVDATE: 05/05/06

© 2005 WILDMAN & MORRIS INCORPORATED
PRINT DATE : $DATE$
FILE NAME : $FILE$

IF SHEET IS LESS THAN 560 X 865 REDUCED PRINT - USE GRAPHIC SCALES

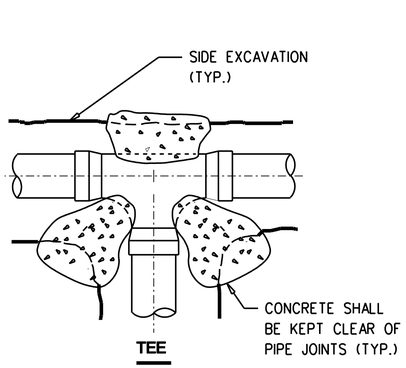

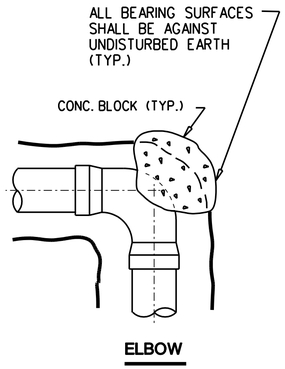

BEARING AREA EACH DIRECTION OF THRUST
(IN SQUARE METERS)

PIPE SIZE	TEES & CROSSES	90° ELBOWS
152	0.26	0.37
203		0.66

NOTE:
WIDTH OF THRUST BLOCK SHALL BE BETWEEN 1 & 2 TIMES IT'S HEIGHT.

1 TYPICAL THRUST BLOCK INSTALLATION

CU112 C-508 NOT TO SCALE

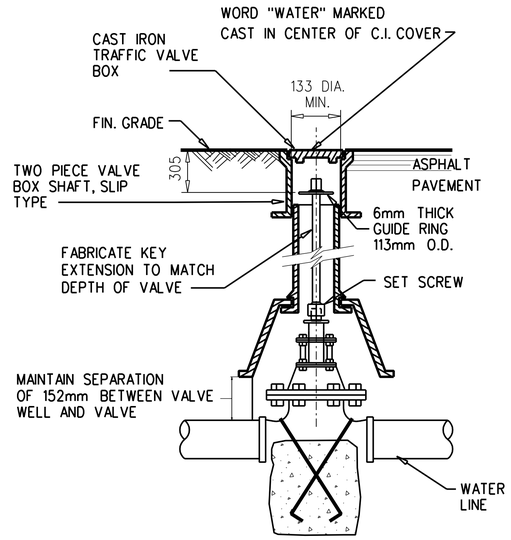

2 TYPICAL VALVE BOX DETAIL

CU112 C-508 NOT TO SCALE

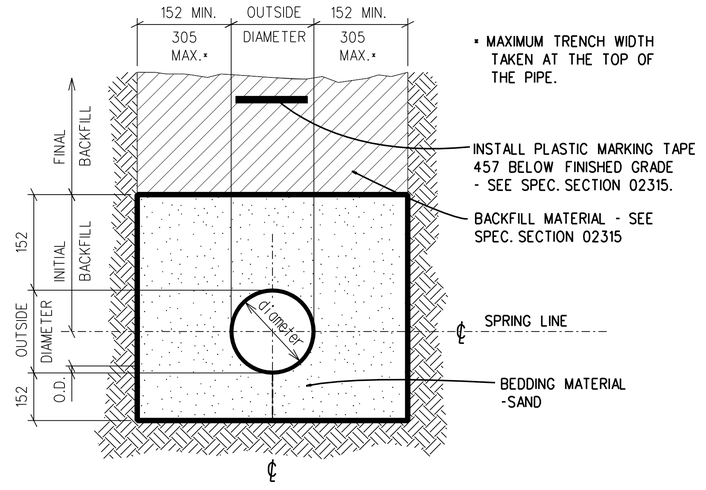

3 TYPICAL WATER LINE TRENCH DETAIL

CU112 C-508 NOT TO SCALE

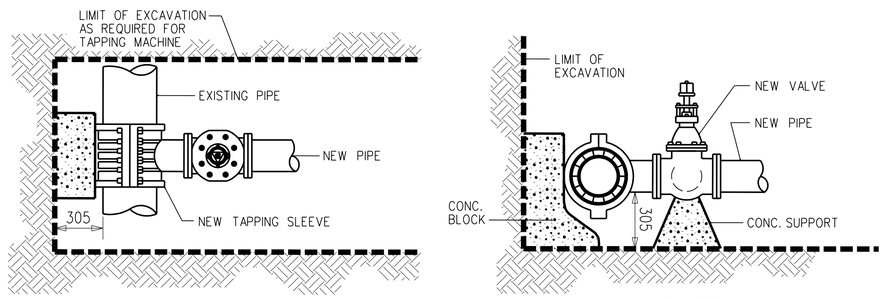

4 TAPPING SLEEVE AND VALVE

CU112 C-508 NOT TO SCALE

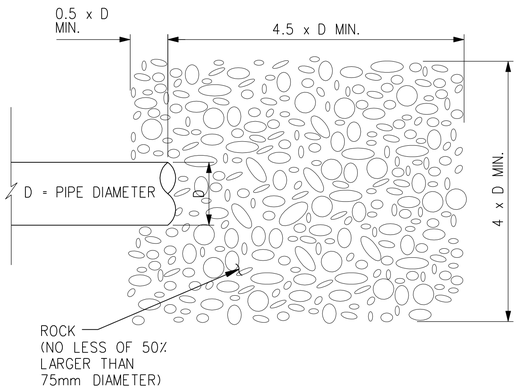

5 RIP RAP

CU112 C-508 NOT TO SCALE

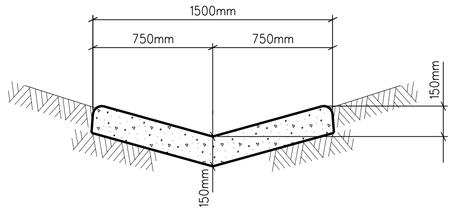

6 CONCRETE SWALE

CU112 C-508 NOT TO SCALE

NOTES:

1. ALL DIMENSIONS ARE IN MILLIMETERS U.O.N.

RECORD DRAWINGS INFORMATION PROVIDED BY GENERAL CONTRACTOR. PROFESSIONAL STAMP AND SINGATURE ON DRAWING DOES NOT ATTEST TO THE ACCURACY OF THIS INFORMATION. ONLY THAT INFORMATION WAS TRANSFERRED TO ELECTRONIC FILE WITH REASONABLE CARE.

THE CONTRACTOR SHALL BE RESPONSIBLE FOR COORDINATING THE WORK AMONG THE VARIOUS TRADES AS NECESSARY TO AVOID CONFLICTS AND TO INSURE THE INSTALLATION OF ALL WORK WITHIN THE AVAILABLE SPACE.

AS-BUILT CONDITIONS SHOWN — RDM 7-8-08 — DESCRIPTION — DATE — APPR — STK

R. A. Burch Construction Co., Inc.
P.O. Box 1590
Ramona, CA 92065

WILDMAN & MORRIS
ARCHITECTS - ENGINEERS
201 MISSION ST. SUITE 540
SAN FRANCISCO, CA. 94105

REGISTERED PROFESSIONAL ENGINEER ROBERT G. MILLER 7/1/08 CIVIL STATE OF CALIFORNIA
EXP. 3-31-09
SEAL

SUBMITTED BY
ACTIVITY - SATISFACTORY TO
DATE
APPROVED
FOR EFD FOR COMMANDER NAVFAC
DATE

A/E	EFD
	DESIGN
	DRAWN
	REVIEW
	QC
	CHIEF ARCH./ ENGR.

PROJECT MANAGER
FIRE PROTECTION
BRANCH MANAGER
DESIGN DIRECTOR

DEPARTMENT OF THE NAVY
NAVAL FACILITIES ENGINEERING COMMAND
NAVFAC SOUTHWEST
SAN DIEGO
CALIFORNIA
NAS NORTH ISLAND
CORONADO, CALIFORNIA

P759 BASE MAIN GATE AND ENTRANCE
NAVAL AIR STATION, NORTH ISLAND

CIVIL DETAILS

CODE ID. NO. 80091 SIZE D
SCALE:
EFD NO.
STA. PROJ. NO.
SPEC. NO. 11028065-002
CONSTR. CONTR. NO. N68711-02-D-8065-002
NAVFAC DRAWING NO. 8225742
SHEET OF
C-508
DRAWFORM REVISION SEPT 2001

REVDATE: 05/05/06

© 2005 WILDMAN & MORRIS INCORPORATED
PRINT DATE : $DATE$
FILE NAME : $FILE$

IF SHEET IS LESS THAN 560 X 865 REDUCED PRINT - USE GRAPHIC SCALES

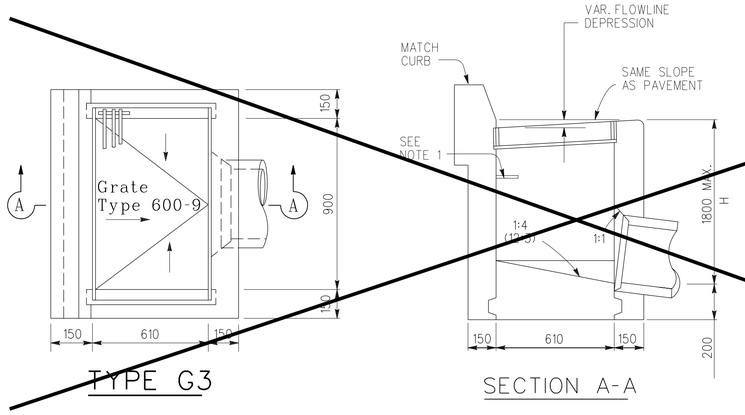

CHANGED TO J&R PRODUCT.
2'x2'x4" WALL
SEE SUBMITTAL ON 7/26/06

NOTES:

1. IF H>0.75m, INSTALL STEPS WITH LOWEST RUNG 300mm ABOVE THE FLOOR AND HIGHEST NOT MORE THAN 150mm BELOW TOP OF THE INLET. MAXIMUM SIATANCE SHALL NOT EXCEED 300mm AND EVENLY SPACED.
2. WALL REINFORCEMENT NOT REQUIRED IF H<2.15m AND THE UNSUPPORTED WIDTH IS 2.1m OR LESS. WALLS EXCEEDING THESE LIMITS SHALL BE REINFORCED WITH #13 @ 450mm O/C WITH NO LESS OF 40mm COVER.
3. PRECAST ON CAST-IN-PLACE CONTRACTOR'S OPTION.

1 TYPICAL CALTRANS STANDARD CATCH BASIN

CU104-CU105 | C-509

NOT TO SCALE

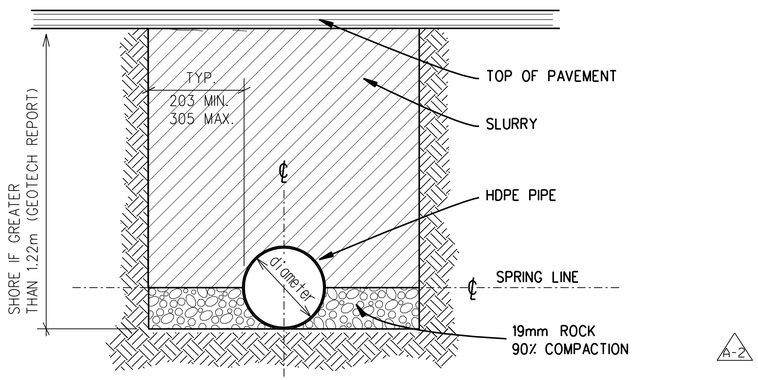

3 TYPICAL STORM / SEWER LINE TRENCH DETAIL

CU101-CU115 | C-509

NOT TO SCALE

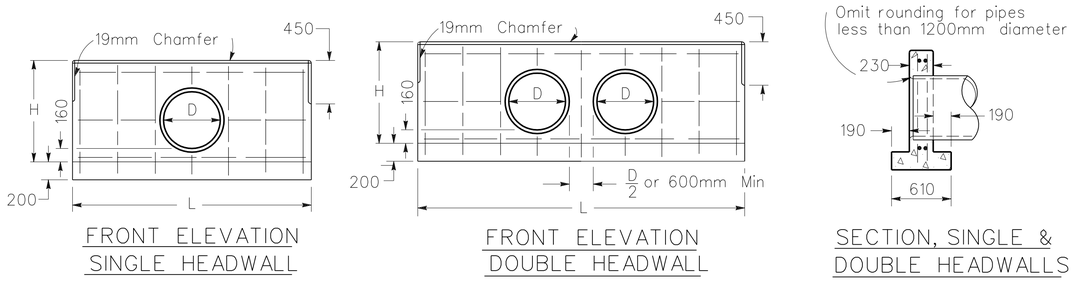

4 CONCRETE HEADWALL DETAILS

CU101-CU115 | C-509

NOT TO SCALE

NOTES

1. No deduction made in quantities for thickness of pipe walls.
2. All reinforcing steel #13 bars. All vertical and horizontal tie bars 450mm maximum spacing.
3. Length of wall "W" may be varied to suit conditions encountered in the field, and straight line interpolation may be used to calculate quantities.
4. Quantities are for design purposes only.
5. Cable railing to be installed on top of headwall when shown on Project Plans. See Standard Plan B11-47 for cable railing details.

D	H	L (SINGLE)	L (DOUBLE)
450	960	2100	3250
600	1110	2550	3850

NOTE :

1) PRECAST OR CAST-IN-PLACE OPTIONAL.
2) USE #13 REBAR @ 450mm O/C VERTICALLY AND HORIZTALLY AND 40mm COVER

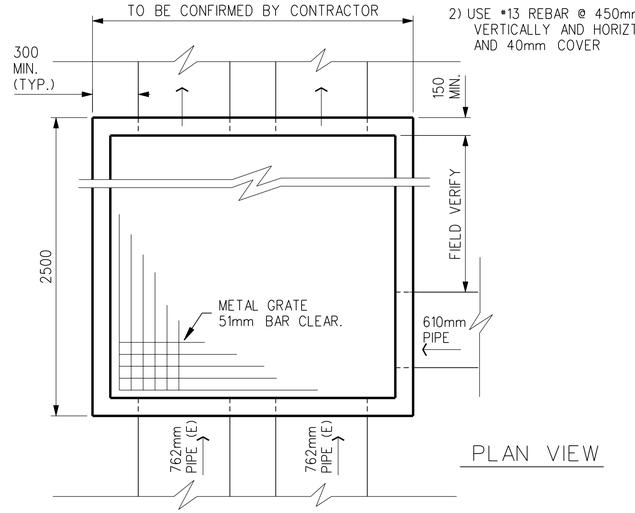

NOTE :

SIZE OF INLET BOX TO BE CONFIRMED BY CONTRACTOR.

3 INLET BOX

CU105-CU106 | C-509

NOT TO SCALE

NOTES:

1. ALL DIMENSIONS ARE IN MILLIMETERS U.O.N.

RECORD DRAWINGS INFORMATION PROVIDED BY GENERAL CONTRACTOR. PROFESSIONAL STAMP AND SINGATURE ON DRAWING DOES NOT ATTEST TO THE ACCURACY OF THIS INFORMATION. ONLY THAT INFORMATION WAS TRANSFERRED TO ELECTRONIC FILE WITH REASONABLE CARE.

THE CONTRACTOR SHALL BE RESPONSIBLE FOR COORDINATING THE WORK AMONG THE VARIOUS TRADES AS NECESSARY TO AVOID CONFLICTS AND TO INSURE THE INSTALLATION OF ALL WORK WITHIN THE AVAILABLE SPACE.

NO.	DESCRIPTION	DATE	APPR
3	AS-BUILT CONDITIONS SHOWN	7-8-08	RDM

R. A. Burch Construction Co., Inc.
P.O. Box 1590
Ramona, CA 92065

WILDMAN & MORRIS
ARCHITECTS · ENGINEERS
201 MISSION ST. SUITE 540
SAN FRANCISCO, CA. 94105

REGISTERED PROFESSIONAL ENGINEER — ROBERT G. MILLER — 7/1/08 — STATE OF CALIFORNIA
EXP. 3-31-09
SEAL

SUBMITTED BY
ACTIVITY - SATISFACTORY TO
DATE
APPROVED
FOR EFD FOR COMMANDER NAVFAC
DATE

A/E	EFD
	DESIGN
	DRAWN
	REVIEW
	QC
	CHIEF ARCH/ ENGR.
PROJECT MANAGER	
FIRE PROTECTION	
BRANCH MANAGER	
DESIGN DIRECTOR	

DEPARTMENT OF THE NAVY
NAVAL FACILITIES ENGINEERING COMMAND
NAVFAC SOUTHWEST
SAN DIEGO
NAS NORTH ISLAND
CORONADO, CALIFORNIA
CALIFORNIA

P759 BASE MAIN GATE AND ENTRANCE
NAVAL AIR STATION, NORTH ISLAND

CIVIL DETAILS

CODE ID NO. 80009 SIZE D
SCALE:
EFD NO.
STA./PROJ. NO.
SPEC. NO. 11028065-002
CONSTR. CONTR. NO.
N68711-02-D-8065-002
NAVFAC DRAWING NO.
8225743
SHEET OF
C-509

IF SHEET IS LESS THAN 560 X 865 REDUCED PRINT - USE GRAPHIC SCALES

DRAWFORM REVISION SEPT 2001

© 2005 WILDMAN & MORRIS INCORPORATED
PRINT DATE : $DATE$
FILE NAME : $FILE$

REVDATE: 05/05/06

R1-1

SIGN #1

R3-2

SIGN #2

R3-1

SIGN #3

R3-3

SIGN #4

R2-1

SIGN #5

SIGN #6



SIGN #7

SIGN #8

SIGN #9

SIGN #10

SIGN #11

SIGN #12

SIGN #13

R5-1

SIGN #14

SIGN #15

SIGN #16

SIGN #17

W9-1

W16-9p

W73A (CA)

R3-5

R3-5a

R3-6

R3-7

R5-1a

R7-9

W4-1

W4-2

W6-1

W6-3

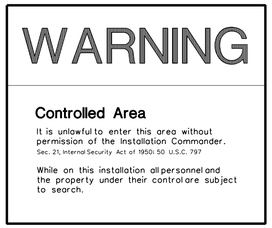

AFVA 31-203 (457mm X 381mm)
AFVA 31-204 (914mm X 762mm)

1 CS112 C-502 **CONTROLLED AREA SIGN DETAIL**
NOT TO SCALE



254mm X 406mm

2 CS112 C-502 **TYPICAL DANGER SIGN DETAIL**
NOT TO SCALE

SIGN NOTES:

1. CONTROLLED AREA SIGNS SHALL BE INSTALLED ON THE OUTSIDE OF THE PERIMETER SECURITY FENCING AND SCREEN WALLS. 18" X 15" (AFVA 31-203) SIGNS SHALL BE SPACED NO GREATER THAN 300 FEET APART. 36" X 30" (AFVA 31-204) SIGNS SHALL BE INSTALLED ON OR ADJACENT TO EACH PERSONNEL AND VEHICLE GATE.

2. DANGER SIGNS SHALL BE INSTALLED ON OR ADJACENT TO EACH PERSONNEL AND VEHICLE GATE.

3. CONTROLLED AREA SIGN FACINGS SHALL BE PROVIDED BY THE GOVERNMENT. CONTRACTOR SHALL PROVIDE THE ALUMINUM SIGN PANELS.

4. SIGN PANELS SHALL BE PROFESSIONALLY PREPARED (CLEANED AND DEGREASED) PRIOR TO APPLYING FACING. SIGN FACINGS SHALL BE PROFESSIONALLY APPLIED TO ALUMINUM SIGN PANELS.

RECORD DRAWINGS INFORMATION PROVIDED BY GENERAL CONTRACTOR. PROFESSIONAL STAMP AND SINGATURE ON DRAWING DOES NOT ATTEST TO THE ACCURACY OF THIS INFORMATION. ONLY THAT INFORMATION WAS TRANSFERRED TO ELECTRONIC FILE WITH REASONABLE CARE.

THE CONTRACTOR SHALL BE RESPONSIBLE FOR COORDINATING THE WORK AMONG THE VARIOUS TRADES AS NECESSARY TO AVOID CONFLICTS AND TO INSURE THE INSTALLATION OF ALL WORK WITHIN THE AVAILABLE SPACE.

AS-BUILT CONDITIONS SHOWN		7-8-08	RDM
DESCRIPTION	STK	DATE	APPR

R. A. Burch Construction Co., Inc.
P.O. Box 1500
Ramona, CA 92065

WILDMAN & MORRIS
ARCHITECTS - ENGINEERS
201 MISSION ST. SUITE 540
SAN FRANCISCO, CA. 94105

REGISTERED PROFESSIONAL ENGINEER ROBERT G. WILDMAN 7/1/08 STATE OF CALIFORNIA
EXP. 3-31-09
SEAL

SUBMITTED BY
ACTIVITY - SATISFACTORY TO
DATE
APPROVED
FOR EFD FOR COMMANDER NAVFAC
DATE

A/E	EFD
	DESIGN
	DRAWN
	REVIEW
	QC
	CHIEF ARCH./ ENGR.

PROJECT MANAGER
FIRE PROTECTION
BRANCH MANAGER
DESIGN DIRECTOR

DEPARTMENT OF THE NAVY
NAVAL FACILITIES ENGINEERING COMMAND
NAVFAC SOUTHWEST
SAN DIEGO
NAS NORTH ISLAND
CORONADO, CALIFORNIA
CALIFORNIA

P759 BASE MAIN GATE AND ENTRANCE
NAVAL AIR STATION, NORTH ISLAND

CIVIL DETAILS

CODE ID. NO. 80091 SIZE D
SCALE:
EFD NO.
STA. PROJ. NO.
SPEC. NO. 11028065-002
CONSTR. CONTR. NO. N68711-02-D-8065-002
NAVFAC DRAWING NO. 8225744
SHEET OF
C-510
DRAWFORM REVISION SEPT 2001

REVDATE: 05/05/06

© 2005 WILDMAN & MORRIS INCORPORATED
PRINT DATE : $DATE$
FILE NAME : $FILES$

IF SHEET IS LESS THAN 560 X 865
REDUCED PRINT - USE GRAPHIC SCALES

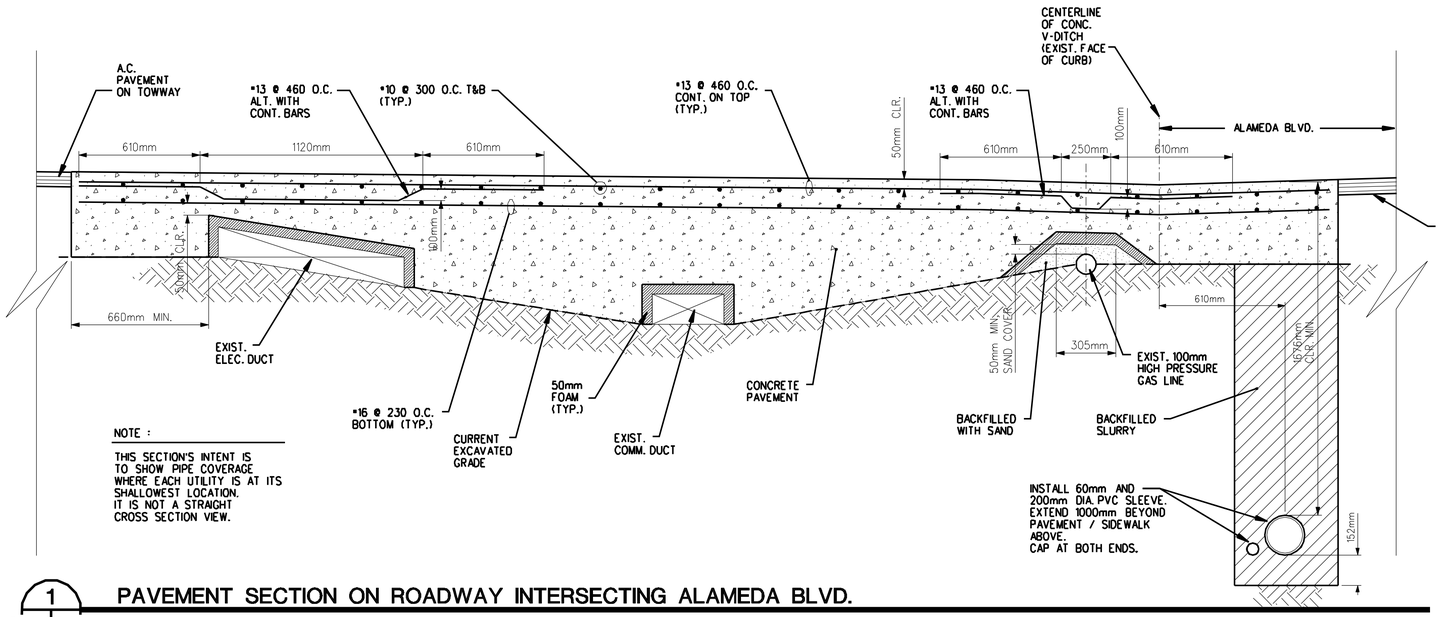

NOTE :

THIS SECTION'S INTENT IS TO SHOW PIPE COVERAGE WHERE EACH UTILITY IS AT ITS SHALLOWEST LOCATION. IT IS NOT A STRAIGHT CROSS SECTION VIEW.

1 PAVEMENT SECTION ON ROADWAY INTERSECTING ALAMEDA BLVD.

CG104 C-511

NOT TO SCALE

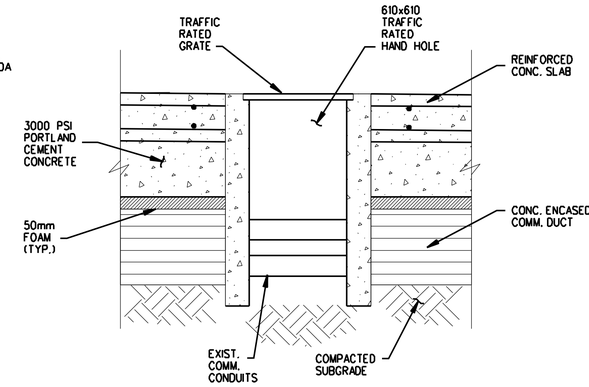

SECTION A

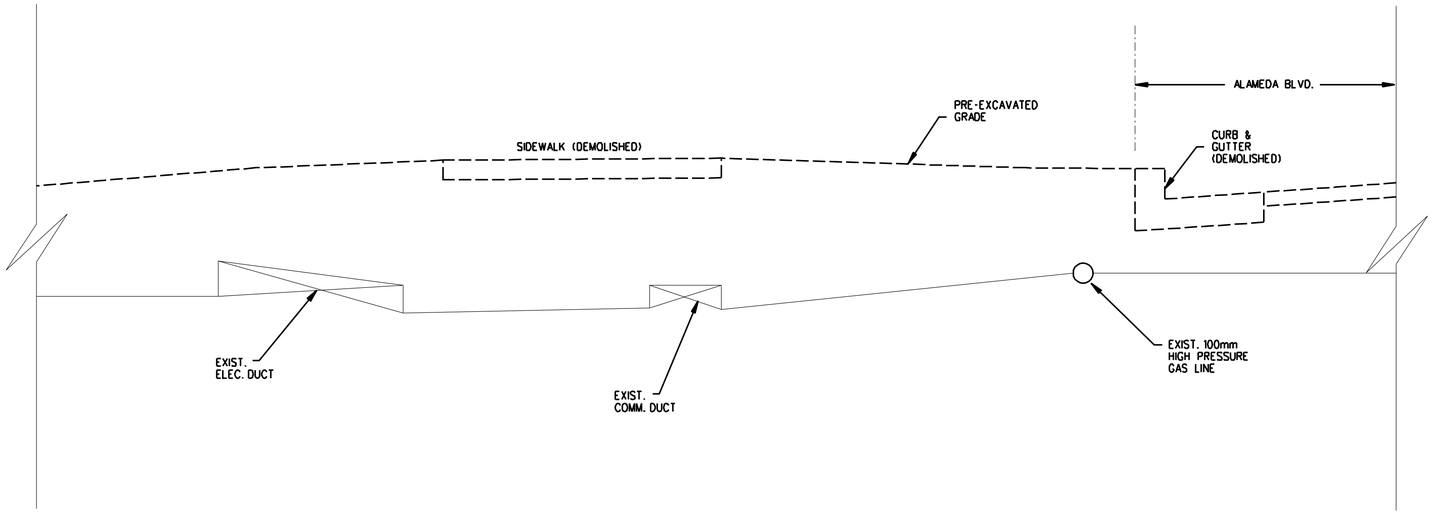

2 SECTION ON PRE-EXCAVATED CONDITION (AT CENTERLINE OF NEW ROAD)

CG104 C-511

NOT TO SCALE

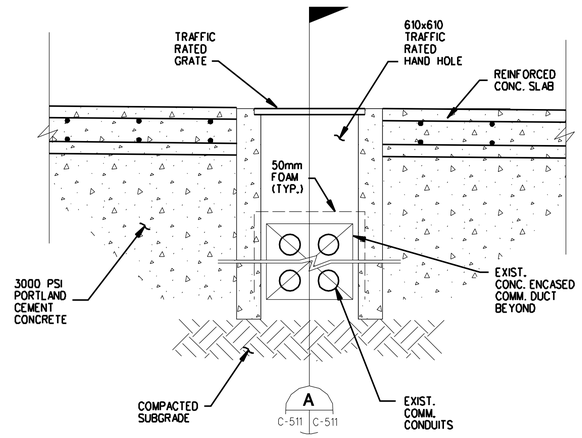

HANDHOLE INSTALLATION FOR EXIST. COMM. LINES

CU101 C-511

NOT TO SCALE

NOTES:

1. ALL DIMENSIONS ARE IN MILLIMETERS U.O.N.

RECORD DRAWINGS INFORMATION PROVIDED BY GENERAL CONTRACTOR. PROFESSIONAL STAMP AND SINGATURE ON DRAWING DOES NOT ATTEST TO THE ACCURACY OF THIS INFORMATION, ONLY THAT INFORMATION WAS TRANSFERRED TO ELECTRONIC FILE WITH REASONABLE CARE.

THE CONTRACTOR SHALL BE RESPONSIBLE FOR COORDINATING THE WORK AMONG THE VARIOUS TRADES AS NECESSARY TO AVOID CONFLICTS AND TO INSURE THE INSTALLATION OF ALL WORK WITHIN THE AVAILABLE SPACE.

AS-BUILT CONDITIONS SHOWN

DESCRIPTION	DATE	APPR
	7-8-08	RDF

R. A. Burch Construction Co., Inc.
P.O. Box 1500
Ramona, CA 92065

WILDMAN & MORRIS
ARCHITECTS - ENGINEERS
201 MISSION ST. SUITE 540
SAN FRANCISCO, CA. 94105

REGISTERED PROFESSIONAL ENGINEER ROBERT G. MILLER 7/1/08 STATE OF CALIFORNIA
EXP. 3-31-09
SEAL

SUBMITTED BY
ACTIVITY - SATISFACTORY TO
DATE
APPROVED
FOR EFD FOR COMMANDER NAVFAC
DATE

AVE	EFD
DESIGN	
DRAWN	
REVIEW	
QC	
CHIEF ARCH./ ENGR.	
PROJECT MANAGER	
FIRE PROTECTION	
BRANCH MANAGER	
DESIGN DIRECTOR	

DEPARTMENT OF THE NAVY
NAVAL FACILITIES ENGINEERING COMMAND
NAVFAC SOUTHWEST
SAN DIEGO CALIFORNIA
NAS NORTH ISLAND CORONADO, CALIFORNIA

P759 BASE MAIN GATE AND ENTRANCE
NAVAL AIR STATION, NORTH ISLAND

CIVIL DETAILS

CODE ID.NO. 88844 SIZE D
SCALE:
EFD NO.
STA. PROJ.NO.
SPEC. NO. 11028065-002
CONSTR. CONTR. NO. N68711-02-D-8065-002
NAVFAC DRAWING NO. 8225798
SHEET OF

C-511

DRAWFORM REVISION SEPT 2001

REVDATE: 05/05/06

© 2005 WILDMAN & MORRIS INCORPORATED
PRINT DATE : $DATE$
FILE NAME : $FILES$

IF SHEET IS LESS THAN 560 X 865 REDUCED PRINT - USE GRAPHIC SCALES

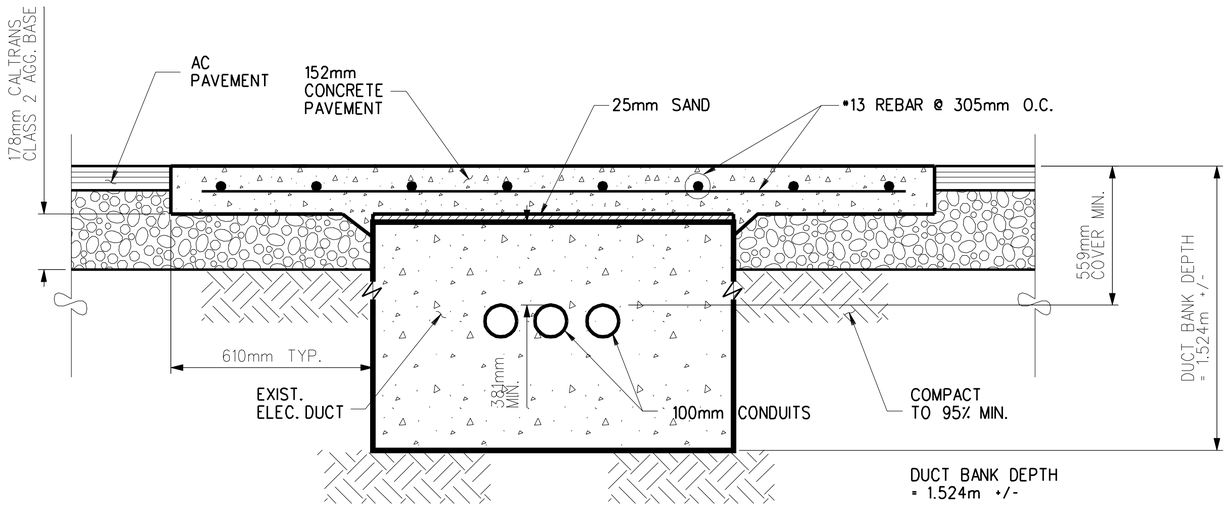

1 CG105 C-512 **PAVEMENT CROSSING ELECTRICAL DUCT ON NORTH M AVE.**

NOT TO SCALE

NOTES:

1. ALL DIMENSIONS ARE IN MILLIMETERS U.O.N.

RECORD DRAWINGS INFORMATION PROVIDED BY GENERAL CONTRACTOR. PROFESSIONAL STAMP AND SINGATURE ON DRAWING DOES NOT ATTEST TO THE ACCURACY OF THIS INFORMATION, ONLY THAT INFORMATION WAS TRANSFERRED TO ELECTRONIC FILE WITH REASONABLE CARE.

THE CONTRACTOR SHALL BE RESPONSIBLE FOR COORDINATING THE WORK AMONG THE VARIOUS TRADES AS NECESSARY TO AVOID CONFLICTS AND TO INSURE THE INSTALLATION OF ALL WORK WITHIN THE AVAILABLE SPACE.

AS-BUILT CONDITIONS SHOWN

DATE	DESCRIPTION	APPR
7-8-08		RDP

R. A. Burch Construction Co., Inc.
P.O. Box 1500
Ramona, CA 92065

WILDMAN & MORRIS
ARCHITECTS - ENGINEERS
201 MISSION ST. SUITE 540
SAN FRANCISCO, CA. 94105

REGISTERED PROFESSIONAL ENGINEER ROBERT G. MILLER CIVIL STATE OF CALIFORNIA
7/1/08
EXP. 3-31-09
SEAL

SUBMITTED BY
ACTIVITY - SATISFACTORY TO
DATE

APPROVED
FOR EFD FOR COMMANDER NAVFAC
DATE

A/E EFD
DESIGN
DRAWN
REVIEW
QC
CHIEF ARCH./ ENGR.
PROJECT MANAGER
FIRE PROTECTION
BRANCH MANAGER
DESIGN DIRECTOR

DEPARTMENT OF THE NAVY
NAVAL FACILITIES ENGINEERING COMMAND
NAVFAC SOUTHWEST
SAN DIEGO
NAS NORTH ISLAND
CALIFORNIA
CORONADO, CALIFORNIA

P759 BASE MAIN GATE AND ENTRANCE
NAVAL AIR STATION, NORTH ISLAND

CIVIL DETAILS

CODE ID. NO. 88891 SIZE D
SCALE:
EFD NO.
STA./PROJ.NO.
SPEC. NO. 11028065-002
CONSTR. CONTR. NO. N68711-02-D-8065-002
NAVFAC DRAWING NO. 825799
SHEET OF
C-512

DRAWFORM REVISION SEPT 2001

REVDATE: 05/05/06

© 2005 WILDMAN & MORRIS INCORPORATED
PRINT DATE : $DATE$
FILE NAME : $FILES$

IF SHEET IS LESS THAN 560 X 865 REDUCED PRINT - USE GRAPHIC SCALES